


Introductory Sub-table (I)(a)

NAME OF THE COMPANY : THEMIS MEDICARE LIMITED
SCRIP CODE : 530199 (BSE) **NAME OF SCRIP:** THEMIS **CLASS OF SECURITY:** EQUITY
SCRIP CODE : THEMISMED (NSE)
SHAREHOLDING PATTERN AS ON 31.12.2014

Partly Paid-up shares	No. of Partly Paid-up shares	As a % of total no. of partly paid-up shares	As a % of total no. of shares of the Company
Held by promoter / promoter group	Nil	Nil	Nil
Held by public	Nil	Nil	Nil
Total	Nil	Nil	Nil
Outstanding convertible securities	No. of outstanding securities	As a % of total no. of outstanding convertible securities	As a % of total no. of shares of the Company, assuming full conversion of the convertible securities
Held by promoter / promoter group	Nil	Nil	Nil
Held by public	Nil	Nil	Nil
Total	Nil	Nil	Nil
Warrants	No. of warrants	As a % of total no. of warrants	As a % of total no. of shares of the Company, assuming full conversion of warrants
Held by promoter / promoter group	Nil	Nil	Nil
Held by public	Nil	Nil	Nil
Total	Nil	Nil	Nil
Total paid-up capital of the company, assuming full conversion of warrants and convertible securities			
8459160 Equity Shares			



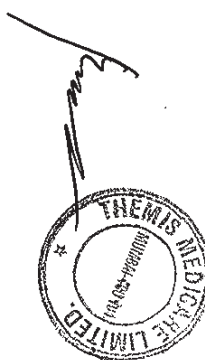
Category Code	Category of shareholder	Number of shareholders	Total number of shares	Number of shares held in dematerialised form	Total shareholding as a percentage of total number of		Shares pledged or otherwise encumbered	
					As a percentage of (A+B) (VI)	As a percentage of (A+B+C) (VII)	Number of shares (VIII)	As a percentage (IX) = (VIII)/(IV)*100
(I)	(II)	(III)	(IV)	(V)	(VI)	(VII)	(VIII)	(IX)
(A)	Promoter and Promoter Group							
1	Indian							
(a)	Individuals/Hindu Undivided Family	13	2727841	2672041	32.2500	32.2500	0	0.0000
(b)	Central Government/State Government(s)	0	0	0	0.0000	0.0000	0	0.0000
(c)	Bodies Corporate	3	2026946	2026946	23.9616	23.9616	0	0.0000
(d)	Financial Institutions / Banks	0	0	0	0.0000	0.0000	0	0.0000
(e)	Any Other (specify)	0	0	0	0.0000	0.0000	0	0.0000
	Sub Total (A)(1)	16	4754787	4698987	56.2116	56.2116	0	0.0000
2	Foreign							
(a)	Individuals (Non-Resident Individuals/Foreign Individuals)	0	0	0	0.0000	0.0000	0	0.0000
(b)	Bodies Corporate	2	1300308	884308	15.3700	15.3700	0	0.0000
(c)	Institutions	0	0	0	0.0000	0.0000	0	0.0000
(d)	Qualified Foreign Investors	0	0	0	0.0000	0.0000	0	0.0000
(e)	Any Other (specify)	0	0	0	0.0000	0.0000	0	0.0000
	Sub Total (A)(2)	2	1300308	884308	15.3700	15.3700	0	0.0000
	Total Shareholding of Promoter and Promoter Group (A)=(A)(1)+(A)(2)	18	6055095	5583295	71.5816	71.5816	0	0.0000
(B)	Public shareholding							
1	Individuals/Hindu Undivided Family	19	19499	19291	0.2300	0.2300	0	0
2	Institutions							
(a)	Mutual Funds/UTI	0	0	0	0.0000	0.0000	0	0.0000
(b)	Financial Institutions / Banks	1	1000	0	0.1000	0.1000	0	0.0000
(c)	Central Government/State Government(s)	0	0	0	0.0000	0.0000	0	0.0000
(d)	Venture Capital Funds	0	0	0	0.0000	0.0000	0	0.0000
(e)	Insurance Companies	0	0	0	0.0000	0.0000	0	0.0000
(f)	Foreign Institutional Investors	0	0	0	0.0000	0.0000	0	0.0000
(g)	Foreign Venture Capital Investors	0	0	0	0.0000	0.0000	0	0.0000
(h)	Qualified Foreign Investors	0	0	0	0.0000	0.0000	0	0.0000
(i)	Any Other (specify)	0	0	0	0.0000	0.0000	0	0.0000
	Sub Total (B) (1)	1	1000	0	0.1000	0.1000	0	0.0000
3	Non-institutions							
(a)	Bodies Corporate	140	235838	234737	2.7900	2.7900	0	0.0000
(b) (i)	Individuals - shareholders holding nominal share capital up to Rs 1 Lakh	4082	1302218	1176224	15.39	15.39	0	0.0000
(b) (ii)	Individual shareholders holding nominal share capital in excess of Rs. 1 Lakh	20	718887	698887	8.5	8.5	0	0.0000
(c)	Qualified Foreign Investors	0	0	0	0.0000	0.0000	0	0.0000
(d)	Any Other							
i	Non Resident Indians (Repat)	58	85077	48577	1.01	1.01	0	0.0000
ii	Non Resident Indians (Non Repat)	11	15038	15038	0.18	0.18	0	0.0000
iii	Foreign Companies	0	0	0	0.0000	0.0000	0	0.0000
iv	Clearing Member	37	26508	26508	0.3100	0.3100	0	0.0000
v	Directors / Relatives	0	0	0	0.0000	0.0000	0	0.0000
vi	Individuals/Hindu Undivided Family	0	0	0	0.0000	0.0000	0	0.0000
vii	Trusts	0	0	0	0.0000	0.0000	0	0.0000
	Sub Total (B)(3)	4348	2383514	2199971	28.1800	28.1800	0	0.0000
	Total Public Shareholding Public Group (B)=(B)(1)+(B)(2)+(B)(3)	4368	2404013	2219262	28.4200	28.4200	0	0.0000
	Total (A)+(B)	4386	8459160	7802557	100.0000	100.0000	0	0.0000
(C)	Shares held by custodians and against which Depository Receipts have been issued							
i	Promoter and Promoter group	0	0	0	0.0000	0.0000	0	0.0000
ii	Public	0	0	0	0.0000	0.0000	0	0.0000
	Sub Total (C)	0	0	0	0	0	0	0.0000
	GRAND TOTAL (A)+(B)+(C)	4386	8459160	7802557	100.0000	100.0000	0.0000	0.0000



(1)(b)	Statement showing holding of securities (including shares, warrants, convertible securities) of persons belonging to the category "Promoter and Promoter Group"													
	Sr. No.	Name of the shareholder	Number of shares			Shares pledged or otherwise encumbered			Details of Warrants			Details of convertible		Total shares (including underlying shares assuming full conversion of warrants and convertible securities) as a % of diluted share capital
(i)			(ii)	(iii)	As a % of grand total (A)+(B)+(C) (iv)	Number (v)	As a Percentage (vi) = (v) / (iii)*100	As a % of grand total (A)+(B)+(C) of sub-clause (i) (a) (vii)	(viii)	Number of warrants held (ix)	As a % total number of warrants of the same class (x)	Number of convertible securities held (xi)	As a % total number of convertible securities of the same class (xii)	
	INDIAN PROMOTERS													
1	Shri S. D. Patel (HUF)		55800	0.66	0.00	0.00	0.00	0.00	0.00	0.00	0.00	0.00	0.00	0.66
2	Mrs. Madhuben S. Patel		163996	1.94	0.00	0.00	0.00	0.00	0.00	0.00	0.00	0.00	0.00	1.94
3	Shri Dinesh S. Patel		676707	8.01	0.00	0.00	0.00	0.00	0.00	0.00	0.00	0.00	0.00	8.01
4	Shri Dinesh S. Patel (HUF)		98990	1.17	0.00	0.00	0.00	0.00	0.00	0.00	0.00	0.00	0.00	1.17
5	Mrs. Jayshree D. Patel		636414	7.52	0.00	0.00	0.00	0.00	0.00	0.00	0.00	0.00	0.00	7.52
6	Dr. Sachin D. Patel		520405	6.15	0.00	0.00	0.00	0.00	0.00	0.00	0.00	0.00	0.00	6.15
7	Mrs. Reema S. Patel		340241	4.02	0.00	0.00	0.00	0.00	0.00	0.00	0.00	0.00	0.00	4.02
8	Late Mrs. Maryl Choksi		233378	2.78	0.00	0.00	0.00	0.00	0.00	0.00	0.00	0.00	0.00	2.78
9	Themis Distributors Pvt. Ltd.		158004	1.87	0.00	0.00	0.00	0.00	0.00	0.00	0.00	0.00	0.00	1.87
10	Vividh Distributors Pvt. Ltd.		1252842	14.81	0.00	0.00	0.00	0.00	0.00	0.00	0.00	0.00	0.00	14.81
11	Vividh Distributors Pvt. Ltd.		616100	7.28	0.00	0.00	0.00	0.00	0.00	0.00	0.00	0.00	0.00	7.28
	FOREIGN PROMOTERS													
1	Geddon Richter Investment Management Ltd.		884308	10.45	0.00	0.00	0.00	0.00	0.00	0.00	0.00	0.00	0.00	10.45
2	Szeplona International Limited		416000	4.92	0.00	0.00	0.00	0.00	0.00	0.00	0.00	0.00	0.00	4.92
	TOTAL		6055095	71.58	0.00	0.00	0.00	0.00	0.00	0.00	0.00	0.00	0.00	71.58





Sr. No.	Name of the shareholder	Number of shares held	Shares as a percentage of total number of shares i.e., Grand Total (A)+(B)+(C) indicated in Statement at para (1)(a) above}	Details of warrants		Details of convertible securities		Total shares (including underlying warrants and convertible securities) as a % of diluted share capital
				Number of warrants held	As a % total number of warrants of the same class	Number of convertible securities held	% w.r.t total number of convertible securities of the same class	
1	ANUJ ANANTRAI SHETH AAEPS8975Q	250000	2.9554					
	TOTAL	250000	2.9554					



(1) (c) (ii) Statement showing holding of securities (including shares, warrants, convertible securities) of persons (together with PAC) belonging to the category "Public" and holding more than 5% of the total number of shares of the company


Sr. No.	Name(s) of the shareholder(s) and the persons Acting in Concert (PAC) with them	Number of shares	Shares as a percentage of total number of shares [i.e., Grand Total (A)+(B)+(C) indicated in Statement at para (1)(a) above]	Details of Warrants		Details of convertible securities held		Total shares (including underlying shares assuming full conversion of warrants and convertible securities) as a % of diluted share capital
				Number of warrants	As a % total number of warrants of the same class	Number of convertible securities held	As a % w.r.t total number of convertible securities of the same class	
1	NIL	0	0.00	0	0.00	0.00	0.00	0.00

To: Board of Directors



Date: 15/05/2023

(1)(d) Statement showing details of locked-in shares			
Sr. No.	Name of the shareholder	Number of Locked in Shares	Locked-in shares as a percentage of total number of shares [i.e., Grand Total (A)+(B)+(C) indicated in Statement at para (1)(a) above]
1	Shri Dinesh S. Patel	100000	1.18215
2	Mrs. Jayshree D. Patel	100000	1.18215
3	Dr. Sachin D. Patel	100000	1.18215
4	Mrs. Reena S. Patel	100000	1.18215
TOTAL		400000	4.73



(II)(a) Statement showing details of Depository Receipts (DRs)

Sr. No.	Type of outstanding DR (ADRs, GDRs, SDRs, etc.)	Number of outstanding DRs	Number of shares underlying outstanding DRs	Shares underlying outstanding DRs as a percentage of total number of shares [i.e., Grand Total (A)+(B)+(C) indicated in Statement at para (I)(a) above]
1	NIL	NIL	NIL	NIL
TOTAL		NIL	NIL	NIL

(II) (b) Statement showing holding of Depository Receipts (DRs), where underlying shares held by "Promoter/Promoter Group" are in excess of 1% of the total number of shares

Sr. No.	Name of the DR Holder	Type of outstanding DR (ADRs, GDRs, SDRs, etc.)	Number of shares underlying outstanding DRs	Shares underlying outstanding DRs as a percentage of total number of shares [i.e., Grand Total (A)+(B)+(C) indicated in Statement at para (I)(a) above]
1	NIL	NIL	NIL	NIL
	TOTAL	NIL	NIL	NIL

