

CL-35

Statement showing Shareholding Pattern

Name of the Company :		THIRUMALAI CHEMICALS LIMITED	
Scrip Code: 500412 (BSE)		Quarter ended : DECEMBER 31, 2014	
Scrip Name: TIRUMALCHM (NSE)			
Class of Security :		Equity Shares of face value Rs.10/- each	
Partly paid-up shares	No. of partly paid-up shares	As a % of total no. of partly paid-up shares	As a % of total no. of shares of the Company
Held by promoter/promoters group	Nil	Nil	Nil
Held by public	Nil	Nil	Nil
Total	Nil	Nil	Nil
Outstanding convertible securities:-	No. of outstanding securities	As a % of total No. of outstanding convertible securities	As a % of total no. of shares of the company, assuming full conversion of the convertible securities
Held by promoter/promoter group	Nil	Nil	Nil
Held by public	Nil	Nil	Nil
Total	Nil	Nil	Nil
Warrants:-	No. of warrants	As a % of total no. of warrants	As a % of total no. of shares of the company, assuming full conversion of warrants
Held by promoter/ promoter group	Nil	Nil	Nil
Held by public	Nil	Nil	Nil
Total	Nil	Nil	Nil
Total paid-up capital of the company assuming full conversion of warrants and convertible securities	10,238,812 equity shares of Rs. 10/- each		

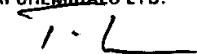
For THIRUMALAI CHEMICALS LTD.


 Company Secretary

Statement Showing Shareholding Pattern as on December 31, 2014

Category code	Category of Shareholder	Number of Shareholders	Table I(a)		Total shareholding as a percentage of total number of shares		Shares Pledged or otherwise encumbered	
			Total number of shares	Number of shares held in dematerialized form	As a percentage of (A+B) ¹	As a percentage of (A+B+C)	Number of shares	As a percentage
			(IV)	(V)				
(A) 1	(II) Shareholding of Promoter and Promoter Indian	(III)	(IV)	(V)	(VI)	(VII)	(VIII)	(IX) = (VIII)/(IV)*100
(a)	Individuals/ Hindu Undivided Family							
(b)	Central Government/ State Government(s)	25	1718009	1717995	16.78	16.78	0	0.00
(c)	Bodies Corporate		0		0.00	0.00	0	
(d)	Financial Institutions/ Banks	2	2700182	2700182	26.37	26.37	0	
(e)	Any Others(Specify)		0		0.00	0.00	0	
(e-i)					0.00	0.00	0	
(e-ii)								
	Sub Total(A)(1)	27	4418191	4418177	43.15	43.15	0	0.00
2	Foreign							
a	Individuals (Non-Residents Individuals/ Foreign Individuals)				0.00	0.00		0.00
b	Bodies Corporate				0.00	0.00		
c	Institutions				0.00	0.00		
d	Any Others(Specify)				0.00	0.00		
d-i					0.00	0.00		
d-ii								
	Sub Total(A)(2)	0	0	0	0.00	0.00	0	0.00
	Total Shareholding of Promoter and Promoter Group (A) = (A)(1)+(A)(2)	27	4418191	4418177	43.15	43.15	0	0.00

For THIRUMALAI CHEMICALS LTD.


Company Secretary

(B)	Public shareholding							
1	Institutions							
(a)	Mutual Funds/ UTI					0.00	0.00	
(b)	Financial Institutions / Banks	15	24226	22977		0.24	0.24	
(c)	Central Government/ State Government(s)							
(d)	Venture Capital Funds					0.00	0.00	
(e)	Insurance Companies	3	600			0.01	0.01	
(f)	Foreign Institutional Investors					0.00	0.00	
(g)	Foreign Venture Capital Investors					0.00	0.00	
(h)	Any Other (specify)					0.00	0.00	
(h-i)						0.00	0.00	
(h-ii)						0.00	0.00	
	Sub-Total (B)(1)	18	24826	22977		0.24	0.24	
B 2	Non-institutions							
(a)	Bodies Corporate	333	638310	631331		6.23	6.23	
(b)	Individuals							
I	Individuals -i. Individual shareholders holding nominal share capital up to Rs 1 lakh	15683	3609062	3259761		35.25	35.25	
II	ii. Individual shareholders holding nominal share capital in excess of Rs. 1 lakh.	33	1350780	1350780		13.19	13.19	
(c)	Any Other (specify)							
(c-i)	Clearing Member	82	51321	51321		0.50	0.50	
(c-ii)	NRI (Repat)	86	65242	64707		0.64	0.64	
(c-iii)	NRI (Non Repat)	42	30580	30580		0.30	0.30	
(c-iv)	Trusts	2	50500	50500		0.49	0.49	
	Sub-Total (B)(2)	16261	5795795	5438980		56.61	56.61	
(B)	Total Public Shareholding (B)= (B)(1)+(B)(2)	16279	5820621	5461957		56.85	56.85	
	TOTAL (A)+(B)	16306	10238812	9880134		100.00	100.00	
(C)	Shares held by Custodians and against which Depository Receipts have been issued							
1	Promoter and Promoter Group							
2	Public							
	Sub-Total (C)	0	0	0		0	0	0
	GRAND TOTAL (A)+(B)+(C)	16306	10238812	9880134		100.00	0	0.00

For THIRUMALAI CHEMICALS LTD.


Company Secretary

(1)(b) Statement showing holding of securities (including shares, warrants, convertible securities) of persons belonging to the category "Promoter and Promoter Group" as on December 31, 2014


Sr.	Name of the shareholder	Details of Shares held		Encumbered shares (*)			Details of warrants		Details of convertible securities		Total shares (including underlying shares assuming full conversion of warrants and convertible securities) as a % of diluted share capital
		Number of shares held	As a % of grand total (A)+(B)+(C)	No.	As a percentage	As a % of grand total (A)+(B)+(C) of sub-clause (I)(a)	Number of warrants held	As a % total number of warrants of the same class	Number of convertible securities held	As a % total number of convertible securities of the same class	
No.	(i)	(ii)	(iii)	(iv)	(v) = (iv)/(iii) * 100	(vi)	(vii)	(viii)	(ix)	(x)	(xi)
1	R.SAMPATH	100	0.00	0	0.00	0.00	0	0	0	0	
1	R. SAMPATH	208262	2.03	0	0.00	0.00	0	0	0	0	
1	R. SAMPATH	91215	0.89	0	0.00	0.00	0	0	0	0	
1	R. SAMPATH	83165	0.81	0	0.00	0.00	0	0	0	0	
1	RANGASWAMY SAMPATH	16188	0.16	0	0.00	0.00	0	0	0	0	
1	R. SAMPATH	82807	0.81	0	0.00	0.00	0	0	0	0	
2	PARTHASARATHY RANGASWAMY	188094	1.84	0	0.00	0.00	0	0	0	0	
2	PARTHASARATHY RANGASWAMY	49330	0.48	0	0.00	0.00	0	0	0	0	
2	RANGASWAMY PARTHASARATHY	34926	0.34	0	0.00	0.00	0	0	0	0	
3	SANTHANAM SUNDARARAJAN	40000	0.39	0	0.00	0.00	0	0	0	0	
3	S.SANTHANAM	24452	0.24	0	0.00	0.00	0	0	0	0	
4	SRIDHAR SUNDARARAJAN	21632	0.21	0	0.00	0.00	0	0	0	0	
4	SRIDHAR SUNDARARAJAN	20235	0.20	0	0.00	0.00	0	0	0	0	
5	BHOOMA PARTHASARATHY	213795	2.09	0	0.00	0.00	0	0	0	0	
5	BHOOMA PARTHASARATHY	48820	0.48	0	0.00	0.00	0	0	0	0	
6	INDIRA SUNDARARAJAN	182296	1.78	0	0.00	0.00	0	0	0	0	
7	SUJATHA SAMPATH	93771	0.92	0	0.00	0.00	0	0	0	0	
8	KALA SUNDARVEDHA	32716	0.32	0	0.00	0.00	0	0	0	0	
9	S.VARADHARAJAN	39542	0.39	0	0.00	0.00	0	0	0	0	
10	SRINATH SRIDHAR	29381	0.29	0	0.00	0.00	0	0	0	0	

For THIRUMALAI CHEMICALS LTD.

7-6
Company Secretary

11	DEEPA AJAY	10610	0.10	0	0.00	0.00	0	0		
12	S. VIDHYA	41813	0.41	0	0.00	0.00	0	0		
13	S.NARAYAN	23000	0.22	0	0.00	0.00	0	0		
14	GEETHA S.	20394	0.20	0	0.00	0.00	0	0		
15	JAYALAKSHMI SUNDARARAJAN	19770	0.19	0	0.00	0.00	0	0		
16	DAYA SRIDHAR	18910	0.18	0	0.00	0.00	0	0		
17	RAMYA BHARATRAM	23696	0.23	0	0.00	0.00	0	0		
18	MEERA PARTHASARATHY	188	0.00	0	0.00	0.00	0	0		
18	MEERA PARTHASARATHY	20250	0.20	0	0.00	0.00	0	0		
19	TARA PARTHASARATHY	188	0.00	0	0.00	0.00	0	0		
19	TARA PARTHASARATHY	20000	0.20	0	0.00	0.00	0	0		
20	V.S. SUNDARARAJAN	5873	0.06	0	0.00	0.00	0	0		
21	KAVYA NARAYAN	5000	0.05	0	0.00	0.00	0	0		
22	UTTARA B.	4000	0.04	0	0.00	0.00	0	0		
23	GAYATHRI SAMPATH	3388	0.03	0	0.00	0.00	0	0		
24	N. R. SWAMY	188	0.00	0	0.00	0.00	0	0		
25	S. SRIDHAR H.U.F	14	0.00	0	0.00	0.00	0	0		
C1	ULTRAMARINE & PIGMENTS LTD	2045177	19.97	0	0.00	0.00	0	0		
C2	JASMINE LTD	655005	6.40	0	0.00	0.00	0	0		
		4418191	43.15							
TOTAL		4418191	43.15	0	0.00	0.00	0	0		0
(*) The term "encumbrance" has the same meaning as assigned to it in regulation 28(3) of the SAST Regulations, 2011										

For THIRUMALAI CHEMICALS LTD.


Company Secretary


(D)(c)(i) Statement showing holding of securities (including shares, warrants, convertible securities) of persons belonging to the category "Public" and holding more than 1% of the total number of shares as on December 31, 2014								
Sr. No.	Name of the shareholder	Number of shares held	Shares as a percentage of total number of shares {i.e., Grand Total (A)+(B)+(C) indicated in Statement at para (I)(a) above}	Details of warrants		Details of convertible securities		Total shares (including shares underlying shares assuming full conversion of warrants and convertible securities) as a % of diluted share capital
				Number of warrants held	As a % total number of warrants of the same class	Number of convertible securities held	% w.r.t total number of convertible securities of the same class	
1	ANIL KUMAR GOEL	410299	4.01	0		0		
2	SEEMA GOEL	215000	2.10	0		0		
3	VINODCHANDRA MANSUKHLAL PAREKH	120507	1.18					
TOTAL		745806	7.28	0		0		0

For THIRUMALAI CHEMICALS LTD.

1-1
Company Secretary

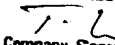
(D)(c)(ii) Statement showing holding of securities (including shares, warrants, convertible securities) of persons (together with PAC) belonging to the category "Public" and holding more than 5% of the total number of shares of the company								
As on December 31, 2014								
Sr. No.	Name(s) of the shareholder(s) and the Persons Acting in Concert (PAC) with them	Number of shares	Shares as a percentage of total number of shares (i.e., Grand Total (A)+(B)+(C) indicated in Statement at para (I)(a) above)	Details of warrants		Details of convertible securities		Total shares (including underlying shares assuming full conversion of warrants and convertible securities) as a % of diluted share capital
				Number of warrants	As a % total number of warrants of the same class	Number of convertible securities held	% w.r.t total number of convertible securities of the same class	
1	NIL		0.00					
2			0.00					
3			0.00					
4			0.00					
5			0.00					
6			0.00					
7			0.00					
8			0.00					
9			0.00					
10			0.00					
TOTAL		0	0.00	0		0		0

For THIRUMALAI CHEMICALS LTD.


Company Secretary


(I)(d) Statement showing details of locked-in shares as on December 31, 2014				
Sr. No.	Name of the shareholder	Number of locked-in shares	Locked-in shares as a percentage of total number of shares {i.e., Grand Total (A)+(B)+(C) indicated in Statement at para (I)(a) above}	Promoter/ Promoter Group / Public
1	NIL		0	
2			0	Not Applicable
3			0	
4			0	
5			0	
6			0	
7			0	
8			0	
9			0	
			0	
			0	
TOTAL		0	0	

For THIRUMALAI CHEMICALS LTD.


Company Secretary


(II)(a) Statement showing details of Depository Receipts (DRs) as on December 31, 2014				
Sr. No.	Type of outstanding DR (ADRs, GDRs, SDRs, etc.)	Number of outstanding DRs	Number of shares underlying outstanding DRs	Shares underlying outstanding DRs as a percentage of total number of shares {i.e., Grand Total (A)+(B)+(C) indicated in Statement at para (I)(a) above}
1				0.00
2	NOT APPLICABLE			0.00
3				0.00
4				0.00
5				0.00
6				0.00
7				0.00
8				0.00
9				0.00
TOTAL		0	0	0.00

For THIRUMALAI CHEMICALS LTD.


Company Secretary

(II)(b) Statement showing holding of Depository Receipts (DRs), where underlying shares held by "promoter/promoter group" are in excess of 1% of the total number of shares				
As on December 31, 2014				
Sr. No.	Name of the DR Holder	Type of outstanding DR (ADRs, GDRs, SDRs, etc.)	Number of shares underlying outstanding DRs	Shares underlying outstanding DRs as a percentage of total number of shares {i.e., Grand Total (A)+(B)+(C) indicated in Statement at para (I)(a) above}
1				0.00
2	NOT APPLICABLE			0.00
3				0.00
4				0.00
5				0.00
6				0.00
7				0.00
8				0.00
9				0.00
				0.00
TOTAL			0	0.00

For THIRUMALAI CHEMICALS LTD.


Company Secretary