

(1)(a) Statement showing ShareHolding Pattern


Name of the Company : Tijaria Polypipes Ltd.  
Quarter Ended : 31-12-2014  
Scrip Code : 533629

Partly paid-up Shares	No.of Partly paid-up Shares	As a % of total No. of Partly paid-up Shares	As a % of Total no. of Shares of the Company
Held by Promoters/ Promoters Group	0		
Held by Public	0		
<b>TOTAL - D</b>	<b>0</b>		

Outstanding Conv. Securities	No.of Outstanding Securities	As a % of Total no.of O/S Conv.Securities	As a % of Total no.of shares of the Co., assuming full conv.
Held by Promoters/ Promoters Group	0		
Held by Public	0		
<b>TOTAL - E</b>	<b>0</b>		

Warrants :	No.of Warrants	As a % of Total no.of Warrants	As a % of Total no.of shares of the Co., assuming full conv.
Held by Promoters/ Promoters Group	0		
Held by Public	0		
<b>TOTAL - F</b>	<b>0</b>		

Total paid-up Capital of the Company assum- ing full conv. Of warrants & securities	23626579
---	----------




## Statement Showing Shareholding Pattern - Table (I)(a)

Tijaria Polypipes Ltd.

Scrip Code : 533629

Quarter Ended : 31-12-2014

Category code	Category of Shareholder	Number of Shareholders	Total number of shares	Number of shares held in dematerialized form	Total shareholding as a percentage of total number of shares		Shares pledged or otherwise encumbered	
					As a percentage of(A+B) <sup>1</sup>	As a percentage of (A+B+C)	Number of shares	As a % of Total No. of Shares
(A)	Shareholding of Promoter and Promoter Group <sup>2</sup>							
1	Indian							
a	Individual/Huf	8	5811372	5811372	24.597	24.597	0	0.000
b	Central/State Govt	0	0	0	0.000	0.000	0	0.000
c	Bodies Corporates	2	7814800	7814800	33.076	33.076	0	0.000
d	Fins / Banks	0	0	0	0.000	0.000	0	0.000
e	Any Other specify	0	0	0	0.000	0.000	0	0.000
e-1		0	0	0	0.000	0.000	0	0.000
e-2		0	0	0	0.000	0.000	0	0.000
	Sub Total(A)(1)	10	13626172	13626172	57.673	57.673	0	0.000
2	Foreign							
a	Indv NRI/For Ind	0	0	0	0.000	0.000	0	0.000
b	Bodies Corporate	0	0	0	0.000	0.000	0	0.000
c	Institutions	0	0	0	0.000	0.000	0	0.000
d	Qualified For.Inv.	0	0	0	0.000	0.000	0	0.000
e	Any Other Specify	0	0	0	0.000	0.000	0	0.000
e-1		0	0	0	0.000	0.000	0	0.000
e-2		0	0	0	0.000	0.000	0	0.000
	Sub Total(A)(2)	0	0	0	0.000	0.000	0	0.000
	Total Shareholding of Promoter and Promoter Group Total (A)= (A)(1)+(A)(2)	10	13626172	13626172	57.673	57.673	0	0.000
(B)	Public shareholding							
1	Institutions							
a	Mutual Funds	0	0	0	0.000	0.000		
b	Fins / Banks	0	0	0	0.000	0.000		
c	Central/State Govt	0	0	0	0.000	0.000		
d	Venture Cap Fund	0	0	0	0.000	0.000		
e	Insurance Comp(s)	0	0	0	0.000	0.000		
f	Foreign Ins Invest	0	0	0	0.000	0.000		
g	Foreign Ven Cap In	0	0	0	0.000	0.000		
h	Qualified For.Inv.	0	0	0	0.000	0.000		
i	Any Other -Specify	0	0	0	0.000	0.000		
i-1		0	0	0	0.000	0.000		
i-2		0	0	0	0.000	0.000		
	Sub-Total (B)(1)	0	0	0	0.000	0.000		






## Statement Showing Shareholding Pattern - Table (I)(a)

Tijaria Polypipes Ltd.


Scrip Code : 533629

Quarter Ended : 31-12-2014

Category code	Category of Shareholder	Number of Shareholders	Total number of shares	Number of shares held in dematerialized form	Total shareholding as a percentage of total number of shares		Shares pledged or otherwise encumbered	
					As a percentage of(A+B) <sup>1</sup>	As a percentage of (A+B+C)	Number of shares	As a % of Total No. of Shares
B 2	Non-institutions							
a	Bodies Corporates	193	1192754	1192754	5.048	5.048		
b	Individuals							
	i) upto Rs 1-Lac	5796	3423276	3423256	14.489	14.489		
	ii) above Rs1-Lac	129	5268775	5268775	22.300	22.300		
c	Qualified For.Inv.	0	0	0	0.000	0.000		
d	Any Other -Clr-Mem	4	57330	57330	0.243	0.243		
d-1		0	0	0	0.000	0.000		
d-2		0	0	0	0.000	0.000		
	-OCB	0	0	0	0.000	0.000		
	-NRI	30	58272	58272	0.247	0.247		
	Sub-Total (B)(2)	6152	10000407	10000387	42.327	42.327		
(B)	Total (B)=(B)(1)+(B)(2)	6152	10000407	10000387	42.327	42.327		
	TOTAL (A)+(B)	6162	23626579	23626559		100.000	0	0.000
(C)	Held by Custodians against Depository Receipts							
	PROMOTER & PRO GRP	0	0	0		0.000		
	PUBLIC	0	0	0		0.000		
	GRAND TOTAL (A)+(B)+(C)	6162	23626579	23626559		100.000	0	0.000




Sr.No	Notes



(1)(b) Statement showing holding of securities (including shares, warrants, convertible securities) of persons belonging to the category "Promoter and Promoter Group"

Sr. No.	Ref. No	Name of the shareholder	Total Shares held		Shares pledged or otherwise encumbered			Details of warrant		Details of convertible securities		Total shares (including underlying shares assuming full conversion of warrant and convertible securities) as a % of diluted share capital
			Number	As a % of grand total (A)+(B)+(C)	Number	% of Total shares held	As a % of grand total (A)+(B)+(C)	Number of warrants held	As a % of total No of warrants of the same class	Number of convertible securities held	As a % of total No of convertible securities of the same class	
1	00684826	ALOK JAIN TIJARIA	1596513	6.757	0	0.000	0.000	0	0.000	0	0.000	6.757
2	00684830	ANU JAIN TIJARIA	300	0.001	0	0.000	0.000	0	0.000	0	0.000	0.001
3	00684883	SONAL JAIN TIJARIA	300	0.001	0	0.000	0.000	0	0.000	0	0.000	0.001
4	00684898	VIKAS JAIN TIJARIA	1522425	6.444	0	0.000	0.000	0	0.000	0	0.000	6.444
5	00684904	VINEET JAIN TIJARIA	1295988	5.485	0	0.000	0.000	0	0.000	0	0.000	5.485
6	00686601	TIJARIA INDUSTRIES LTD.	6504030	27.528	0	0.000	0.000	0	0.000	0	0.000	27.528
7	00686614	TIJARIA VINYL PVT. LTD.	1310770	5.548	0	0.000	0.000	0	0.000	0	0.000	5.548
8	10372883	PRAVEEN JAIN	1395246	5.905	0	0.000	0.000	0	0.000	0	0.000	5.905
9	10372890	REEMA JAIN	300	0.001	0	0.000	0.000	0	0.000	0	0.000	0.001
10	10372902	PURNIMA JAIN	300	0.001	0	0.000	0.000	0	0.000	0	0.000	0.001
		Total Promoter & Promoter Group	13626172	57.673	0	0.000	0.000	0	0.000	0	0.000	57.671












**(D)(d) Statement showing details of locked-in shares**


Sr. No.	Ref- Num	Name of the shareholder	Number of locked-in shares	Locked-in shares as a percentage of total number of shares {i.e., Grand Total (A)+(B)+(C) indicated in Statement at para (D)(a) above}	Promoter/Promoter Group/Public
		Total Locked in Shares	0	0.000	





**(II)(a) Statement showing details of Depository Receipts (DRs)**

Sr. No.	Ref-Num	Name of theHolder	Type of outstanding DR (ADRs, GDRs, SDRs, etc.)	Number of outstanding DRs	Number of shares underlying outstanding DRs	Shares underlying outstanding DRs as a percentage of total number of shares {i.e., Grand Total (A)+(B)+(C) indicated in Statement at para (I)(a) above}



**(II)(b) Statement showing Holding of Depository Receipts (DRs), where underlying shares held by Promoter/Promoter Group are in excess of 1% of the total number of shares**

Sr. No.	Ref-Num	Name of the DR Holder	Type of outstanding DR (ADRs, GDRs, SDRs, etc.)	Number of outstanding DRs	Number of shares underlying outstanding DRs	Shares underlying outstanding DRs as a percentage of total number of shares {i.e., Grand Total (A)+(B)+(C) indicated in Statement at para (I)(a) above}

