


**Introductory sub-table (I)(a)**


|   |                                      |  |   |
|---|--------------------------------------|--|---|
| <b>Name of the Company : TIMKEN INDIA LIMITED</b> |                                      |  |   |
| <b>Scrip Code : BSE: 522113</b>                   |                                      |  |   |
| <b>Name of the scrip : NSE : TIMKEN</b>           |                                      |  |   |
| <b>Class of security : EQUITY</b>                 |                                      |  |   |
| <b>Quarter Ended : 31.12.2014</b>                 |                                      |  |   |
| <b>Partly paid-up shares:-</b>                    | <b>No. of partly paid-up shares</b>  | <b>As a % of total no. of partly paid-up shares</b>              | <b>As a % of total no. of shares of the company</b>   |
| Held by promoter/promoter group                   | NIL                                  | 0.00   | 0.00  |
| Held by public                                    | 25600                                | 100.00   | 0.04  |
| <b>Total – D</b>                                  | <b>25600</b>                         | <b>100.00</b>  | <b>0.04</b>   |
| <b>Outstanding convertible securities:-</b>       | <b>No. of outstanding securities</b> | <b>As a % of total no. of outstanding convertible securities</b> | <b>As a % of total no. of shares of the company, assuming full conversion of the convertible securities</b> |

*Samita Hazra*




|  |   |  |   |
|--|---|--|---|
| Held by promoter/promoter group  | 0   | 0.00                                   | 0.00  |
| Held by public   | 0   | 0.00                                   | 0.00  |
| <b>Total - E</b>   | <b>0</b>  | <b>0.00</b>                            | <b>0.00</b>   |
| <b>Warrants:-</b>  | <b>No. of warrants</b>  | <b>As a % of total no. of warrants</b> | <b>As a % of total no. of shares of the company, assuming full conversion of warrants</b> |
| Held by promoter/promoter group  | 0   | 0.00                                   | 0.00  |
| Held by public   | 0   | 0.00                                   | 0.00  |
| <b>Total - F</b>   | <b>0</b>  | <b>0.00</b>                            | <b>0.00</b>   |
| <b>Total paid-up capital of the company, assuming full conversion of warrants and convertible securities</b> | <b>Rs.679882840 (67999984 Shares of Rs.10/- each less Calls in Arrears Rs.117000)</b> |  |   |

*Sannikā Hagra*




| Statement Showing Shareholding Pattern |  |                    |                        |  |  |                            |  |                              |
|--|--|--------------------|------------------------|--|--|----------------------------|--|------------------------------|
| Category code                          | Category of Shareholder                                  | No of Shareholders | Table (I)(a)           |  | Total shareholding as a percentage of total number of shares |                            | Shares Pledged or otherwise encumbered |                              |
|  |  |                    | Total number of shares | Number of shares held in dematerialized form | As a percentage of (A+B) <sup>1</sup>                        | As a percentage of (A+B+C) | No of shares                           | As a percentage              |
| (I)                                    | (II)   | (III)              | (IV)                   | (V)  | (VI)   | (VII)                      | (VIII)                                 | (IX)=<br>(VIII)/(IV)*<br>100 |
| (A)                                    | Shareholding of Promoter and Promoter Group <sup>2</sup> |                    |                        |  |  |                            | N.A                                    | N.A                          |
| 1                                      | Indian   |                    |                        |  |  |                            |  |                              |
| (a)                                    | Individuals/ Hindu Undivided Family                      |                    |                        |  | 0.00   | 0.00                       |  |                              |
| (b)                                    | Central Government/ State Government(s)                  |                    |                        |  | 0.00   | 0.00                       |  |                              |
| (c)                                    | Bodies Corporate   |                    |                        |  | 0.00   | 0.00                       |  |                              |
| (d)                                    | Financial Institutions/ Banks                            |                    |                        |  | 0.00   | 0.00                       |  |                              |
| (e)                                    | Any Others(Specify)                                      |                    |                        |  | 0.00   | 0.00                       |  |                              |
| (e-i)                                  |  |                    |                        |  | 0.00   | 0.00                       |  |                              |
| (e-ii)                                 |  |                    |                        |  | 0.00   | 0.00                       |  |                              |
|  | Sub Total(A)(1)  | 0                  | 0                      | 0  | 0.00   | 0.00                       | 0                                      | 0.00                         |



|          |   |          |                 |                 |              |              |            |            |
|----------|---|----------|-----------------|-----------------|--------------|--------------|------------|------------|
| <b>2</b> | <b>Foreign</b>  |          |                 |                 |              |              |            |            |
| a        | Individuals (Non-Residents Individuals/<br>Foreign Individuals)             |          |                 |                 | 0.00         | 0.00         |            |            |
| b        | Bodies Corporate  | 1        | 50999988        | 50999988        | 75.00        | 75.00        | NIL        | NIL        |
| c        | Institutions  |          |                 |                 | 0.00         | 0.00         |            |            |
| d        | Qualified Foreign Investor  |          |                 |                 |              |              |            |            |
| e        | Any Others(Specify)   |          |                 |                 | 0.00         | 0.00         |            |            |
| (e-i)    |   |          |                 |                 | 0.00         | 0.00         |            |            |
| (e-ii)   |   |          |                 |                 | 0.00         | 0.00         |            |            |
|          |   |          |                 |                 |              |              |            |            |
|          | <b>Sub Total(A)(2)</b>  | <b>1</b> | <b>50999988</b> | <b>50999988</b> | <b>75.00</b> | <b>75.00</b> | <b>NIL</b> | <b>NIL</b> |
|          |   |          |                 |                 |              |              |            |            |
|          | <b>Total Shareholding of Promoter and Promoter Group (A)= (A)(1)+(A)(2)</b> | <b>1</b> | <b>50999988</b> | <b>50999988</b> | <b>75.00</b> | <b>75.00</b> | <b>NIL</b> | <b>NIL</b> |
|          |   |          |                 |                 |              |              |            |            |

*Sanjiv Hagar*




| (B)        | Public shareholding   |           |                |                |              |              | N.A        | N.A         |
|------------|---|-----------|----------------|----------------|--------------|--------------|------------|-------------|
| <b>I</b>   | <b>Institutions</b>   |           |                |                |              |              |            |             |
| (a)        | Mutual Funds/ UTI   | 46        | 6741696        | 6741696        | 9.91         | 9.91         |            |             |
| (b)        | Financial Institutions / Banks  | 10        | 19712          | 19452          | 0.03         | 0.03         |            |             |
| (c)        | Central Government/ State Government(s)   |           |                |                |              |              |            |             |
| (d)        | Venture Capital Funds   |           |                |                |              |              |            |             |
| (e)        | Insurance Companies   |           |                |                |              |              |            |             |
| (f)        | Foreign Institutional Investors   | 10        | 596706         | 596706         | 0.88         | 0.88         |            |             |
| (g)        | Foreign Venture Capital Investors   |           |                |                |              |              |            |             |
| (h)        | Qualified Foreign Investor  |           |                |                |              |              |            |             |
| (i)        | Any Other (specify)   |           |                |                |              |              |            |             |
| (i-i)      |   |           |                |                |              |              |            |             |
| (i-ii)     |   |           |                |                |              |              |            |             |
|            | <b>Sub-Total (B)(1)</b>   | <b>66</b> | <b>7358114</b> | <b>7357854</b> | <b>10.82</b> | <b>10.82</b> | <b>0</b>   | <b>0.00</b> |
| <b>B 2</b> | <b>Non-institutions</b>   |           |                |                |              |              | <b>N.A</b> | <b>N.A</b>  |
| (a)        | Bodies Corporate  | 645       | 1216421        | 1205054        | 1.79         | 1.79         |            |             |
| (b)        | Individuals   |           |                |                |              |              |            |             |
| I          | Individuals -i. Individual shareholders holding nominal share capital up to Rs 1 lakh | 51988     | 7563438        | 5025868        | 11.12        | 11.12        |            |             |

*Sannita Hagra*

TIMKEN INDIA LIMITED  
 39-42,  
 Electronic City  
 Phase II,  
 Hosur Road,  
 BANGALORE - 560 100


|         |  |              |                 |                 |               |               |          |             |
|---------|--|--------------|-----------------|-----------------|---------------|---------------|----------|-------------|
| II      | ii. Individual shareholders holding nominal share capital in excess of Rs. 1 lakh. | 17           | 521270          | 521270          | 0.77          | 0.77          |          |             |
| (c)     | Qualified Foreign Investor   | 0            | 0               | 0               | 0.00          | 0.00          |          |             |
| (d)     | Any Other (specify)  |              |                 |                 |               |               |          |             |
| (d-i)   | Non-Resident Individuals   | 393          | 242774          | 241331          | 0.36          | 0.36          |          |             |
| (d-ii)  | Clearing Member  | 202          | 96879           | 96879           | 0.14          | 0.14          |          |             |
| (d-iii) | Trust  | 4            | 1100            | 1100            | 0.00          | 0.00          |          |             |
|         | <b>Sub-Total (B)(2)</b>  | <b>53249</b> | <b>9641882</b>  | <b>7091502</b>  | <b>14.18</b>  | <b>14.18</b>  | <b>0</b> | <b>0.00</b> |
| (B)     | <b>Total Public Shareholding (B)= (B)(1)+(B)(2)</b>                                | <b>53315</b> | <b>16999996</b> | <b>14449356</b> | <b>25.00</b>  | <b>25.00</b>  | <b>0</b> | <b>0.00</b> |
|         | <b>TOTAL (A)+(B)</b>   | <b>53316</b> | <b>67999984</b> | <b>65449344</b> | <b>100.00</b> | <b>100.00</b> | <b>0</b> | <b>0.00</b> |
| (C)     | Shares held by Custodians and against which Depository Receipts have been issued   |              |                 |                 |               |               |          |             |
| 1       | Promoter and Promoter Group  |              |                 |                 |               |               |          |             |
| 2       | Public   |              |                 |                 |               |               |          |             |
|         | <b>Sub-Total ( C )</b>   | <b>0</b>     | <b>0</b>        | <b>0</b>        | <b>0.00</b>   | <b>0.00</b>   | <b>0</b> | <b>0.00</b> |
|         | <b>GRAND TOTAL ( A)+( B)+( C )</b>   | <b>53316</b> | <b>67999984</b> | <b>65449344</b> | <b>100.00</b> | <b>100.00</b> | <b>0</b> | <b>0.00</b> |

Soumitra Hagra




| SL. No. | Notes |
|---------|-------|
|         |       |
|         |       |
|         |       |
|         |       |
|         |       |

*Somitra Hazra*



| (I)(b) Statement showing holding of securities (including shares, warrants, convertible securities) of persons belonging to the category "Promoter and Promoter Group" |                           |                        |                                       |                       |                                |  |                      |   |                                   |   |  |
|--|---------------------------|------------------------|---------------------------------------|-----------------------|--------------------------------|--|----------------------|---|-----------------------------------|---|--|
| Sr. No.  | Name of the share holder  | Details of Shares held |                                       | Encumbered shares (*) |                                |  | Details of warrants  |   | Details of convertible securities |   | Total shares (including underlying shares assuming full conversion of warrants and convertible securities) as a % of diluted share capital |
|  |                           | No of shares held      | As a % of grand total (A) + (B) + (C) | No.                   | As a %                         | As a % of grand total (A)+(B)+(C) of sub-clause (I)(a) | No. of warrants held | As a % total number of warrants of the same class | No of convertible securities held | As a % total number of convertible securities of the same class |  |
| (I)  | (II)                      | (III)                  | (IV)                                  | (V)                   | $\frac{(VI)-(V)}{(III)} * 100$ | (VII)  | (VIII)               | (IX)  | (X)                               | (XI)  | (XII)  |
| 1  | TIMKEN SINGAPORE PTE LTD. | 50999988               | 75.00                                 | NA                    | NA                             | 0.00   | 0                    | 0.00  | 0                                 | 0.00  | 75.00  |


Sounika Hagra





| <b>(I)(c)(i) Statement showing holding of securities (including shares, warrants, convertible securities) of persons belonging to the category "Public" and holding more than 1% of the total number of shares</b> |  |                       |  |                      |   |                                    |  |  |
|--|--|-----------------------|--|----------------------|---|------------------------------------|--|--|
| Sr. No.  | Name of the shareholder  | Number of shares held | Shares as a percentage of total number of shares {i.e., Grand Total (A)+(B)+(C) indicated in Statement at para (I)(a) above} | Details of warrants  |   | Details of convertible securities  |  | Total shares (including underlying shares assuming full conversion of warrants and convertible securities) as a % of diluted share capital |
|  |  |                       |  | No. of warrants held | As a % total number of warrants of the same class | No. of convertible securities held | % w.r.t total number of convertible securities of the same class |  |
| 1  | ICICI PRUDENTIAL VALUE DISCOVERY FUND  | 772102                | 1.14   | 0                    | 0.00  | 0                                  | 0.00   | 1.14   |
| 2  | SUNDARAM MUTUAL FUND A/C SUNDARAM SELECT MIDCAP                              | 1462413               | 2.15   | 0                    | 0.00  | 0                                  | 0.00   | 2.15   |
| 3.   | FRANKLIN TEMPLETON MUTUAL FUND A/C FRANKLIN INDIA HIGH GROWTH COMPANIES FUND | 700000                | 1.03   | 0                    | 0.00  | 0                                  | 0.00   | 1.03   |
| <b>TOTAL</b>   |  | <b>2934515</b>        | <b>4.32</b>  | <b>0</b>             | <b>0.00</b>                                       | <b>0</b>                           | <b>0.00</b>  | <b>4.32</b>  |
| Note : (*) - More than one folio clubbed   |  |                       |  |                      |   |                                    |  |  |


*Saumikra Hagra*



**(I)(c)(ii) Statement showing holding of securities (including shares, warrants, convertible securities) of persons (together with PAC) belonging to the category "Public" and holding more than 5% of the total number of shares of the company**


| Sr. No.      | Name(s) of the shareholder(s) and the Persons Acting in Concert (PAC) with them | Number of shares | Shares as a percentage of total number of shares {i.e., Grand Total (A)+(B)+(C) indicated in Statement at para (I)(a) above} | Details of warrants |   | Details of convertible securities     |  | Total shares (including underlying shares assuming full conversion of warrants and convertible securities) as a % of diluted share capital |
|--------------|---|------------------|--|---------------------|---|---------------------------------------|--|--|
|              |   |                  |  | No. of warrants     | As a % total number of warrants of the same class | Number of convertible securities held | % w.r.t total number of convertible securities of the same class |  |
| 1            | NA  | 0                | 0.00   | 0                   | 0.00  | 0                                     | 0.00   | 0.00   |
|              |   |                  |  |                     |   |                                       |  |  |
|              |   |                  |  |                     |   |                                       |  |  |
| <b>TOTAL</b> |   | 0                | 0.00   | 0                   | 0.00  | 0                                     | 0.00   | 0.00   |
|              | Note : (*) - More than one folio clubbed  |                  |  |                     |   |                                       |  |  |

*Saumika Hagra*



| <b>(I)(d) Statement showing details of locked-in shares</b> |                                |                                   |   |                                       |
|---|--------------------------------|-----------------------------------|---|---------------------------------------|
| <b>Sr. No.</b>  | <b>Name of the shareholder</b> | <b>Number of locked-in shares</b> | <b>Locked-in shares as a percentage of total number of shares {i.e., Grand Total (A)+(B)+(C) indicated in Statement at para (I)(a) above}</b> | <b>Promoter/Promoter Group/Public</b> |
| 1   | N.A                            |                                   | 0.00  |                                       |
|   |                                |                                   |   |                                       |
|   |                                |                                   |   |                                       |
|   |                                |                                   |   |                                       |
|   |                                |                                   |   |                                       |
|   |                                |                                   |   |                                       |
| <b>TOTAL</b>  |                                | <b>0</b>                          | <b>0.00</b>   |                                       |


*Sounika Hagra*



**(II)(a) Statement showing details of Depository Receipts (DRs)**

| Sr. No.      | Type of outstanding DR (ADRs, GDRs, SDRs, etc.) | Number of outstanding DRs | Number of shares underlying outstanding DRs | Shares underlying outstanding DRs as a percentage of total number of shares {i.e., Grand Total (A)+(B)+(C) indicated in Statement at para (I)(a) above} |
|--------------|---|---------------------------|---|---|
| 1            | N.A   | N.A                       |   | 0.00  |
|              |   |                           |   |   |
|              |   |                           |   |   |
|              |   |                           |   |   |
|              |   |                           |   |   |
|              |   |                           |   |   |
| <b>TOTAL</b> |   | <b>0</b>                  | <b>0</b>                                    | <b>0.00</b>   |

*Saumikā Hagra*



| <b>(II)(b) Statement showing holding of Depository Receipts (DRs), where underlying shares held by "promoter/promoter group" are in excess of 1% of the total number of shares</b> |                              |  |  |  |
|--|------------------------------|--|--|--|
| <b>Sr. No.</b>   | <b>Name of the DR Holder</b> | <b>Type of outstanding DR (ADRs, GDRs, SDRs, etc.)</b> | <b>Number of shares underlying outstanding DRs</b> | <b>Shares underlying outstanding DRs as a percentage of total number of shares {i.e., Grand Total (A)+(B)+(C) indicated in Statement at para (I)(a) above}</b> |
| 1  | N.A                          | N.A  |  | 0.00   |
|  |                              |  |  |  |
|  |                              |  |  |  |
|  |                              |  |  |  |
|  |                              |  |  |  |
|  |                              |  |  |  |
|  |                              |  |  |  |
|  |                              |  |  |  |
|  |                              |  |  |  |
| <b>TOTAL</b>   |                              |  | <b>0</b>   | <b>0.00</b>  |

*Sannikā Hagra*

