

Introductory sub-table (I)(a)

Name of the Company: **TRANSPEK INDUSTRY LIMITED**

Scrip Code, Name of the scrip, class of security: **506687, TRANSPEK, EQUITY**

Quarter ended: **31ST DECEMBER, 2014**

Partly paid-up shares:-	No. of partly paid-up shares	As a % of total no. of partly paid-up shares	As a % of total no. of shares of the company
Held by promoter/promoter group		0	0
Held by public		0	0
Total	0	0	0


Outstanding convertible securities:-	No. of outstanding securities	As a % of total no. of outstanding convertible securities	As a % of total no. of shares of the company, assuming full conversion of the convertible securities
Held by promoter/promoter group		0	0
Held by public		0	0
Total	0	0	0

Warrants:-	No. of warrants	As a % of total no. of warrants	As a % of total no. of shares of the company, assuming full conversion of warrants
Held by promoter/promoter group		0	0
Held by public		0	0
Total	0	0	0

Total paid-up capital of the company, assuming full conversion of warrants and convertible securities


5872040

0




Statement Showing Shareholding Pattern AS ON 31.12.2014

Category code	Category of Shareholder	Number of Shareholders	Table (I)(a)		Total shareholding as a percentage of total number of shares		Shares Pledged or otherwise encumbered	
			Total number of shares	Number of shares held in dematerialized form	As a percentage of (A+B) ¹	As a percentage of (A+B+C)	Number of shares	As a percentage
(I)	(II)	(III)	(IV)	(V)	(VI)	(VII)	(VIII)	(IX)
(A)	Shareholding of Promoter and Promoter							
1	Indian							
(a)	Individuals/ Hindu Undivided Family	26	989237	989112	16.85	16.85	0	0.00
(b)	Central Government/ State Government(s)	0	0	0	0.00	0.00	0	0.00
(c)	Bodies Corporate	16	1255021	1249878	21.37	21.37	0	0.00
(d)	Financial Institutions/ Banks				0.00	0.00	0	0.00
(e)	Any Others(Specify)				0.00	0.00	0	0.00
(e-i)					0.00	0.00	0	0.00
(e-ii)					0.00	0.00	0	0.00
	Sub Total(A)(1)	42	2244258	2238990	38.22	38.22	0	0.00
2	Foreign							
a	Individuals (Non-Residents Individuals/ Foreign Individuals)				0.00	0.00	0	0.00
b	Bodies Corporate				0.00	0.00	0	0.00
c	Institutions				0.00	0.00	0	0.00
d	Qualified Foreign Investor				0.00	0.00	0	0.00
e	Any Others(Specify)				0.00	0.00	0	0.00
c-i	Directors & their Relatives	3	11710	11710	0.20	0.20	0	0.00
	Sub Total(A)(2)	3	11710	11710	0.20	0.20	0	0.00
	Total Shareholding of Promoter and	45	2255968	2250700	38.42	38.42	0	0.00
(B)	Public shareholding							
1	Institutions							
(a)	Mutual Funds/ UTI	3	2900	0	0.05	0.05	0	0.00
(b)	Financial Institutions / Banks	12	2919	1313	0.05	0.05	0	0.00
(c)	Central Government/ State Government(s)	0	0	0	0.00	0.00	0	0.00
(d)	Venture Capital Funds	0	0	0	0.00	0.00	0	0.00
(e)	Insurance Companies	2	244882	244882	4.17	4.17	0	0.00
(f)	Foreign Institutional Investors	2	300	0	0.01	0.01	0	0.00
(g)	Foreign Venture Capital Investors	32	259936	255976	4.43	4.43	0	0.00
(h)	Qualified Foreign Investor				0.00	0.00	0	0.00
(i)	Any Other (specify)				0.00	0.00	0	0.00
	Sub-Total (B)(1)	51	510937	502171	8.70	8.70	0	0.00
B 2	Non-institutions							
(a)	Bodies Corporate	98	635326	626896	10.82	10.82	0	0.00
(b)	Individuals				0.00	0.00	0	0.00
I	Individuals -i. Individual shareholders holding nominal share capital up to Rs 1 lakh	6604	1066465	847887	18.16	18.16	0	0.00
II	ii. Individual shareholders holding nominal share capital in excess of Rs. 1 lakh.	16	1111465	1111465	18.93	18.93	0	0.00
(c)	Qualified Foreign Investor				0.00	0.00	0	0.00




(d)	Any Other (specify)				0.00	0.00	0	0.00
(d-i)	Clearing Members	19	6531	6531	0.11	0.11	0	0.00
(d-ii)	Others Shroffs Companies	2	3050	3000	0.05	0.05	0	0.00
(d-iii)	Office Bearers	270	59751	0	1.02	1.02	0	0.00
(d-iv)	Oversés Body Corporate	1	120	0	0.00	0.00	0	0.00
(d-v)	Directors Relatives	47	146798	140108	2.50	2.50	0	0.00
(d-vi)	Other Shroff Family	7	75524	75274	1.29	1.29	0	0.00
(d-vii)	Other Directors	2	105	105	0.00	0.00	0	0.00
	Sub-Total (B)(2)	7066	3105135	2811266	52.88	52.88	0	0.00
(B)	Total Public Shareholding (B)= (B)(1)+(B)(2)	7117	3616072	3313437	61.58	61.58	0	0.00
	TOTAL (A)+(B)	7162	5872040	5564137	100.00	100.00	0	0.00
(C)	Shares held by Custodians and against which Depository Receipts have been issued							
1	Promoter and Promoter Group	0	0	0	0	0.00	0	0.00
2	Public	0	0	0	0	0.00	0	0.00
	Sub-Total (C)	0	0	0	0	0	0	0.00
	GRAND TOTAL (A)+(B)+(C)	7162	5872040	5564137	100.00	100.00	0	0.00



(I)(b) Statement showing holding of securities (including shares, warrants, convertible securities) of persons belonging to the category "Promoter and Promoter Group"

Sr. No.	Name of the shareholder	Details of Shares held		Encumbered shares (*)			Details of warrants		Details of convertible securities	
		Number of shares held	As a % of grand total (A)+(B)+(C)	No.	As a percentage	As a % of grand total (A)+(B)+(C) of sub-clause (I)(a)	Number of warrants held	As a % total number of warrants of the same class	Number of convertible securities held	As a % total number of convertible securities of the same class
(I)	(II)	(III)	(IV)	(V)	(VI)=(V)/(III)*100	(VII)	(VIII)	(IX)	(X)	(XI)
1	KAMALJYOT INVESTMENTS LIMITED	615433	10.48		0.00	0.00	0	0.00		0.00
2	SHRUTI ATUL SHROFF	305725	5.21		0.00	0.00		0.00		0.00
3	UTKARSH GLOBAL HOLDINGS PRIVATE LIMITED	266557	4.54		0.00	0.00		0.00		0.00
4	ATUL GOVINDJI SHROFF	261090	4.45		0.00	0.00		0.00		0.00
5	CHANDA KANTISEN SHROFF	89597	1.53		0.00	0.00		0.00		0.00
6	TML INDUSTRIES LIMITED	87270	1.49		0.00	0.00		0.00		0.00
7	VISHWA ATUL SHROFF	78386	1.33		0.00	0.00		0.00		0.00
8	SHRODIP INVESTMENTS PVT. LTD.	72000	1.23		0.00	0.00		0.00		0.00
9	MADISON INVESTMENTS PRIVATE LIMITED	68600	1.17		0.00	0.00		0.00		0.00
10	UNITED PHOSPHORUS LIMITED	41150	0.70		0.00	0.00		0.00		0.00
11	KANTISEN CHATURBHUI SHROFF	40690	0.69		0.00	0.00		0.00		0.00
12	HYDERABAD CHEMICAL PRODUCTS LIMITED	40150	0.68		0.00	0.00		0.00		0.00
13	CHETNA P SARAIYA	38966	0.66		0.00	0.00		0.00		0.00
14	DIPESH KANTISEN SHROFF	37662	0.64		0.00	0.00		0.00		0.00
15	SHALIL SHASHIKUMAR SHROFF	30867	0.53		0.00	0.00		0.00		0.00
16	DIPKANTI INVESTMENTS AND FINANCING PVT. LTD.	30501	0.52		0.00	0.00		0.00		0.00
17	PRITAMI INVESTMENTS PVT. LTD.	27004	0.46		0.00	0.00		0.00		0.00
18	SHAILA SHASHIKUMAR SHROFF	22800	0.39		0.00	0.00		0.00		0.00
19	ANSHUL AMRISH BHATIA	21634	0.37		0.00	0.00		0.00		0.00
20	Dilipsinh G Bhatia	10800	0.18		0.00	0.00		0.00		0.00
21	HRISHIT ASHWIN SHROFF	7086	0.12		0.00	0.00		0.00		0.00
22	RAVI ASHWIN SHROFF	7086	0.12		0.00	0.00		0.00		0.00
23	CHAITANYA DIPESH SHROFF	6746	0.11		0.00	0.00		0.00		0.00
24	HIRAL TUSHAR DAYAL	6600	0.11		0.00	0.00		0.00		0.00
25	CHINMAYI DIPESH SHROFF	6278	0.11		0.00	0.00		0.00		0.00
26	KANTISEN CHATURBHAI SHROFF- HUF	6050	0.10		0.00	0.00		0.00		0.00
27	USHA ASHWIN SHROFF	5532	0.09		0.00	0.00		0.00		0.00
28	MADISON INVESTMENTS PVT LTD	4593	0.08		0.00	0.00		0.00		0.00
29	KIRIT VIDYASAGAR DAVE	4035	0.07		0.00	0.00		0.00		0.00
30	TUSHAR CHARANDAS DAYAL	5005	0.09		0.00	0.00		0.00		0.00
31	ASHWIN CHAMPRAJ SHROFF	3919	0.07		0.00	0.00		0.00		0.00
32	PRAFUL MANIL SARAIYA	3358	0.06		0.00	0.00		0.00		0.00
33	HYDERABAD CHEMICALS LIMITED	1663	0.03		0.00	0.00		0.00		0.00
34	SANDRA RAJJU SHROFF	910	0.02		0.00	0.00		0.00		0.00
35	ATUL GOVINDJI SHROFF	100	0.00		0.00	0.00		0.00		0.00
36	PRAKHYATI INVESTMENTS AND FINANCE PVT LTD	100	0.00		0.00	0.00		0.00		0.00
37	ANSHUL A BHATIA	25	0.00		0.00	0.00		0.00		0.00
	TOTAL	2255968	38.42	0	0	0	0	0.00	0	0

(*) The term "encumbrance" has the same meaning as assigned to it in regulation 28(3) of the SAST Regulations, 2011




(I)(c)(i) Statement showing holding of securities (including shares, warrants, convertible securities) of persons belonging to the category "Public" and holding more than 1% of the total number of shares

Sr. No.	Name of the shareholder	Number of shares held	Shares as a percentage of total number of shares (i.e., Grand Total (A)+(B)+(C) indicated in Statement at para (I)(a) above)	Details of warrants		Details of convertible securities		Total shares (including underlying shares assuming full conversion of warrants and convertible securities) as a % of diluted share capital
				Number of warrants held	As a % total number of warrants of the same class	Number of convertible securities held	% w.r.t total number of convertible securities of the same class	
1	RUCHIT BHARAT PATEL	526708	8.97					
2	GANDIV INVESTMENT PVT. LTD.	260000	4.43					
3	PATEL LAXMIKANT C	244721	4.17		0		0	
4	LIFE INSURANCE CORPORATION OF INDIA	216132	3.68		0		0	
5	BHARAT JAYANTILAL PATEL	180151	3.07		0		0	
6	BP COMTRADE PRIVATE LIMITED	118988	2.03		0		0	
7	FINQUEST SECURITIES PVT. LTD. - CLIENT BENEFICIARY A/C	106467	1.81		0		0	
8	PAT FINANCIAL CONSULTANTS PVT. LTD.	89667	1.53		0		0	
9	HARDIK BHARAT PATEL	89374	1.52					
10	MEENAL RAJESH KAPADIA	74704	1.27					
TOTAL		1906912	32.47	0	0	0	0	0




(I)(d) Statement showing details of locked-in shares

Sr. No.	Name of the shareholder	Number of locked-in shares	Locked-in shares as a percentage of total number of shares {i.e., Grand Total (A)+(B)+(C) indicated in Statement at para (I)(a) above}
1			0.00
2			0.00
3			0.00
4			0.00
5			0.00
6			0.00
7			0.00
8			0.00
9			0.00
TOTAL		0	0.00



(II)(a) Statement showing details of Depository Receipts (DRs)

Sr. No.	Type of outstanding DR (ADRs, GDRs, SDRs, etc.)	Number of outstanding DRs	Number of shares underlying outstanding DRs	Shares underlying outstanding DRs as a percentage of total number of shares {i.e., Grand Total (A)+(B)+(C) indicated in Statement at para (I)(a) above}
1				0.00
2				0.00
3				0.00
4				0.00
5				0.00
6				0.00
7				0.00
8				0.00
9				0.00
TOTAL		0	0	0.00



(II)(b) Statement showing holding of Depository Receipts (DRs), where underlying shares held by "promoter/promoter group" are in excess of 1% of the total number of shares

Sr. No.	Name of the DR Holder	Type of outstanding DR (ADRs, GDRs, SDRs, etc.)	Number of shares underlying outstanding DRs	Shares underlying outstanding DRs as a percentage of total number of shares {i.e., Grand Total (A)+(B)+(C) indicated in Statement at para (I)(a) above}
1				0.00
2				0.00
3				0.00
4				0.00
5				0.00
6				0.00
7				0.00
8				0.00
9				0.00
TOTAL			0	0.00

