


ANNEXURE II  
 SCRP NAME : TRINITY LEAGUE INDIA LIMITED  
 SCRP TYPE :- EQUITY  
 (1) (A) STATEMENT SHOWING SHAREHOLDING PATTERN AS ON 30/09/2014

CATE- GORY CODE	CATEGORY OF SHAREHOLDERS	NUMBER OF SHAREHOLDERS	TOTAL NUMBER OF SHARES	NUMBER OF SHARES HELD IN DEMATRIALIZED FORM	TOTAL SHAREHOLDING AS A PERCENTAGE OF TOTAL NUMBER OF SHARES		SHARES PLEDGED OR OTHERWISE ENCUMBERED	AS A PERCENTAGE
					AS A PERCENTAGE OF (A+B+C)	AS A PERCENTAGE OF (A+B+C)		
(A)	SHAREHOLDING OF PROMOTER AND PROMOTER GROUP							
(1)	INDIAN							
(A)	INDIVIDUALS/ HINDU UNDIVIDED FAMILY	2	2012700	0	42.86	42.86	0	0.00
(B)	CENTRAL GOVERNMENT/STATE GOVERNMENT(S)	0	0	0	0.00	0.00	0	0.00
(C)	BODIES CORPORATE	0	0	0	0.00	0.00	0	0.00
(D)	FINANCIAL INSTITUTIONS/ BANKS	0	0	0	0.00	0.00	0	0.00
(E)	ANY OTHER DIRECTORS & THEIR RELATIVES SOCIETIES PARTNERSHIP FIRMS RAI EMP WELFARE FUND ESOP/ESOS TRUSTS	0 0 0 0 0 0 0	0 0 0 0 0 0 0	0 0 0 0 0 0 0	0.00 0.00 0.00 0.00 0.00 0.00 0.00	0.00 0.00 0.00 0.00 0.00 0.00 0.00	0 0 0 0 0 0 0	0.00 0.00 0.00 0.00 0.00 0.00 0.00
	SUB-TOTAL (A) (1)	2	2012700	0	42.86	42.86	0	0.00
(2)	FOREIGN							
(A)	INDIVIDUALS (NON -RESIDENT INDIVIDUALS/ FOREIGN INDIVIDUALS)	0	0	0	0.00	0.00	0	0.00
(B)	BODIES CORPORATE	0	0	0	0.00	0.00	0	0.00
(C)	INSTITUTIONS	0	0	0	0.00	0.00	0	0.00
(D)	QUALIFIED FOREIGN INVESTOR	0	0	0	0.00	0.00	0	0.00

*True copy*



SCRIP CODE : TRINITY LEAGUE INDIA LIMITED SCRIP TYPE :- EQUITY

(E)	ANY OTHER DIRECTORS & THEIR RELATIVES	0	0	0	0	0.00	0.00	0	0	0.00
(F)	BANKS	0	0	0	0	0.00	0.00	0	0	0.00
(G)	INSURANCE COMPANIES	0	0	0	0	0.00	0.00	0	0	0.00
(H)	FINANCIAL INSTITUTIONS/ BANKS	0	0	0	0	0.00	0.00	0	0	0.00
(I)	CENTRAL GOVERNMENT/ STATE GOVERNMENT(S)	0	0	0	0	0.00	0.00	0	0	0.00
(J)	VENTURE CAPITAL FUNDS	0	0	0	0	0.00	0.00	0	0	0.00
(K)	ANY OTHER FOREIGN INVESTORS	0	0	0	0	0.00	0.00	0	0	0.00
(L)	QUALIFIED FOREIGN INVESTOR	0	0	0	0	0.00	0.00	0	0	0.00
(M)	ANY OTHER FOREIGN FIN INST FOREIGN MUT. FUND F. F. /BANKS STRESSRD ASSET STABILISATION FUND STATE FIN. CORP.	0	0	0	0	0.00	0.00	0	0	0.00
(N)	SUB-TOTAL(B) (1)	0	0	0	0	0.00	0.00	0	0	0.00
(O)	TOTAL SHAREHOLDING OF PROMOTER GROUP (A) (1) + (A) (2)	2	212700	0	0	42.86	42.86	0	0	0.00

*True copy*





SCRIP CODE : TRINITY LEAGUE INDIA LIMITED SCRIP TYPE :- EQUITY

(2)	NON- INSTITUTIONS																			
(A)	ESOTIC CORPORATE	10	212900	0	4.53	4.53	0	0.00												
(B)	INDIVIDUALS I. INDIVIDUAL SHAREHOLDERS HOLDING NOMINAL SHARE CAPITAL UP TO RS. 1 LAKH	1702	1364600	0	29.06	29.06	0	0.00												
	II. INDIVIDUAL SHAREHOLDERS HOLDING NOMINAL SHARE CAPITAL IN EXCESS OF RS. 1 LAKH	16	1371500	0	22.82	22.82	0	0.00												
(C)	QUALIFIED FOREIGN INVESTOR	0	0	0	0.00	0.00	0	0.00												
(D)	ANY OTHER TREASURY DIRECTORS & THEIR RELATIVES MARKET MAKER NRI CLEANING MEMBERS HUF NRIs/OCBS ESOP/ESOS/RSPPS	0 0 0 0 1 0 0 0 0 0 0 0	0 0 0 34000 0 0 0 0 0 0 0 0	0 0 0 0 0 0 0 0 0 0 0 0	0.00 0.00 0.00 0.00 0.72 0.00 0.00 0.00 0.00 0.00 0.00 0.00	0.00 0.00 0.00 0.00 0.72 0.00 0.00 0.00 0.00 0.00 0.00 0.00	0 0 0 0 0 0 0 0 0 0 0 0	0.00 0.00 0.00 0.00 0.00 0.00 0.00 0.00 0.00 0.00 0.00 0.00 0.00												
	SUB-TOTAL(B) (2)	1729	2683000	0	57.14	57.14	0	0.00												
	TOTAL PUBLIC SHAREHOLDING (B)-(B) (1)+(B) (2)	1729	683000	0	57.14	57.14	0	0.00												
	TOTAL (A)+(B)	1731	6695700	0	100.00	100.00	0	0.00												
(C)	SHARES HELD BY CUSTODIANS AND DEPOSITORS WHICH HAVE BEEN ISSUED																			
1	PROMOTER AND PROMOTER GROUP	0	0	0	0.00	0.00	0	0.00												
2	PUBLIC	0	0	0	N. A.	0.00	0	0.00												
	GRAND TOTAL (A)+(B)+(C)	1731	6695700	0	N. A.	100.00	0	0.00												

\*\*\* 220000 SHARES ARE ALLOTTED BUT NOT LISTED/ADMITTED/TRAADING APPROVAL AWAITED.\*\*\*


*True copy*



INFORMATION SUB-TABLE (I) (A)  
 TRINITY LEAGUE INDIA LIMITED SCRIP TYPE :- EQUITY  
 QUARTER ENDED 30/09/2014

PARTLY PAID-UP SHARES:-	NUMBER OF PARTLY PAID-UP SHARES	AS A % OF TOTAL PAID-UP SHARES	NO. OF PARTLY PAID-UP SHARES	AS A % OF TOTAL NO. OF PARTLY PAID-UP SHARES	AS A % OF TOTAL NO. OF SHARES OF THE COMPANY
HELD BY PROMOTER/PROMOTER GROUP	0	0.0000	0	0.0000	0.0000
HELD BY PUBLIC	0	0.0000	0	0.0000	0.0000
TOTAL- 2	0	0.0000	0	0.0000	0.0000
OUTSTANDING CONVERTIBLE SECURITIES:-	NO. OF OUTSTANDING SECURITIES	AS A % OF TOTAL NUMBER OF OUTSTANDING CONVERTIBLE SECURITIES	AS A % OF TOTAL NUMBER OF SECURITIES	AS A % OF TOTAL NO. OF SHARES OF THE COMPANY, ASSUMING FULL CONVERSION OF THE CONVERTIBLE SECURITIES	
HELD BY PROMOTER/PROMOTER GROUP	0	0.0000	0	0.0000	0.0000
HELD BY PUBLIC	0	0.0000	0	0.0000	0.0000
TOTAL- 3	0	0.0000	0	0.0000	0.0000
WARRANTS:-	NUMBER OF WARRANTS	AS A % OF TOTAL NUMBER OF WARRANTS	AS A % OF TOTAL NO. OF SHARES OF THE COMPANY, ASSUMING FULL CONVERSION OF WARRANTS		
HELD BY PROMOTER/PROMOTER GROUP	0	0.0000	0	0.0000	0.0000
HELD BY PUBLIC	0	0.0000	0	0.0000	0.0000
TOTAL- 4	0	0.0000	0	0.0000	0.0000
TOTAL PAID-UP CAPITAL OF THE COMPANY, ASSUMING FULL CONVERSION OF WARRANTS AND CONVERTIBLE SECURITIES (GRAND TOTAL (A+B+C+D+E+F))	4695700	N.A.			100.0000

*True copy*




SCIP CODE : TRINITY LEADER INDIA LIMITED SCIP TYPE :- EQUITY  
 SCIP NAME : TRINITY LEADER INDIA LIMITED SCIP TYPE :- EQUITY  
 (1) (B) STATEMENT SHOWING HOLDING OF SECURITIES (INCLUDING SHARES, WARRANTS, CONVERTIBLE SECURITIES) OF PERSONS BELONGING TO THE CATEGORY "PROMOTER AND PROMOTER GROUP"

SRL. NO.	NAME OF THE SHAREHOLDER	DETAILS OF SHARES			SHARES PLDGED OR OTHERWISE ENCUMBERED			DETAILS OF WARRANTS			DETAILS OF CONVERTIBLE SECURITIES			TOTAL SHARES (INCL. -ING UNDERLYING SHARES ASSUMING FULL CONVERSION OF WARRANTS AND CONV-ERTIBLE SECURITIES) AS A % OF DILUTED SHARE CAPITAL
		NUMBER OF SHARES HELD	AS A % OF GRAND TOTAL	NUMBER	AS A PERCENTAGE	AS A % OF GRAND TOTAL (A+B+C) OF SUB-CLASS (I) (A)	NUMBER OF WARRANTS HELD	AS A % OF TOTAL NO OF WARRANTS HELD OF THE SAME CLASS	NUMBER OF CONVERTIBLE SECURITIES HELD	AS A % OF TOTAL CONVERTIBLE SECURITIES OF THE SAME CLASS	AS A % OF TOTAL			
1	INDHULIKA JAIN	707300	15.06	0	0.00	0.00	0.00							
2	DEVINDER KUMAR JAIN	1305400	27.80	0	0.00	0.00	0.00							
	TOTAL	2012700	42.86	0	0.00	0.00	0.00							

(1) (C) (1) STATEMENT SHOWING HOLDING OF SECURITIES (INCLUDING SHARES, WARRANTS, CONVERTIBLE SECURITIES) OF PERSONS BELONGING TO THE CATEGORY "PUBLIC" AND HOLDING MORE THAN 1% OF THE TOTAL NUMBER OF SHARES"

SRL. NO.	NAME OF THE SHAREHOLDER	NUMBER OF SHARES HELD	SHARES AS A PERCENTAGE OF TOTAL, GRAND TOTAL (A)+(B) + (C) INDICATED IN STATE-MENT AT PARA(1) (A) ABOVE]	DETAILS OF WARRANTS		DETAILS OF CONVERTIBLE SECURITIES		TOTAL SHARES (INCL. -ING UNDERLYING SHARES ASSUMING FULL CONVERSION OF WARRANTS AND CONV-ERTIBLE SECURITIES) AS A % OF DILUTED SHARE CAPITAL
				NUMBER	AS A % OF TOTAL NO OF WARRANTS HELD OF THE SAME CLASS	NUMBER OF CONVERTIBLE SECURITIES HELD	AS A % OF TOTAL CONVERTIBLE SECURITIES OF THE SAME CLASS	
1	SHARAC JAIN	478900	10.20					
2	VIJAY NALHOTRA	220000	4.69					
3	MULTI FINANCE INDIA LTD.	83600	1.78					
4	KRISHAN PRASAD & CO LTD.	77500	1.65					
5	SURESH TEAKOR	49400	1.05					
	TOTAL	909400	19.37					

*True copy*



SCRA CODE : TRINITY LEASER INDIA LIMITED SCRD TYPE : EQUITY  
 STATEMENT SHOWING HOLDING OF SECURITIES (INCLUDING SHARES, WARRANTS, CONVERTIBLE SECURITIES) OF PERSONS (TOGETHER WITH PDC) BELONGING TO THE CATEGORY "PUBLIC" AND HOLDING MORE THAN 5% OF THE TOTAL NUMBER OF SHARES OF THE COMPANY

SRL. NO.	NAME OF THE SHAREHOLDER	NUMBER OF SHARES HELD	SHARES AS A PERCENTAGE OF TOTAL NUMBER OF SHARES (I.E. GRAND TOTAL (A)+(B)+(C) INDICATED IN STATEMENT AT PARA(1) (A) ABOVE)	DETAILS OF WARRANTS		DETAILS OF CONVERTIBLE SECURITIES		TOTAL SHARES (INCL. SHARES UNDERLYING FULL CONVERSION OF WARRANTS AND CONVERTIBLE SECURITIES) AS % OF DILUTED SHARE CAPITAL
				NUMBER OF WARRANTS HELD	AS A % OF TOTAL NO OF WARRANTS OF THE SAME CLASS	NUMBER OF CONVERTIBLE SECURITIES HELD	% W.E.T. TOTAL NUMBER OF SECURITIES OF THE SAME CLASS	
1	SHARAD JAIN	478900	10.20					
	TOTAL	478900	10.20					

(1) (D) STATEMENT SHOWING DETAILS OF LOCKED-IN SHARES

SRL. NO.	NAME OF THE SHAREHOLDER	NUMBER OF LOCKED-IN SHARES	LOCKED-IN SHARES AS A % OF TOTAL NUMBER OF SHARES (I.E. GRAND TOTAL (A)+(B)+(C) INDICATED IN STATEMENT AT PARA(1) (A) ABOVE)	PROMOTER/PROMOTER GROUP / PUBLIC
1	DEVINDER KUMAR JAIN	250000	5.32	PROMOTER
2	KAMHOLIKA JAIN	410500	8.74	PROMOTER
3	VICAK PALMOTRA	220000	4.69	PUBLIC
	TOTAL	880500	18.75	

(II) (A) STATEMENT SHOWING DETAILS OF DEPOSITORY RECEIPTS (DRS)

SRL. NO.	TYPE OF OUTSTANDING DR (ADRS, GDRS, SDRS, ETC.)	NUMBER OF OUTSTANDING DRS	NUMBER OF SHARES UNDERLYING OUTSTANDING DRS AS A PERCENTAGE OF TOTAL DRS	NUMBER OF SHARES UNDERLYING OUTSTANDING DRS AS A PERCENTAGE OF TOTAL DRS (I.E. GRAND TOTAL (A)+(B)+(C) INDICATED IN STATEMENT AT PARA(1) (A) ABOVE)
	NOT APPLICABLE	N.A.	N.A.	N.A.
	TOTAL			

(II) (B) STATEMENT SHOWING DETAILS OF DEPOSITORY RECEIPTS (DRS), WHERE UNDERLYING SHARES HELD BY PROMOTER/PROMOTER GROUP, ARE IN EXCESS OF 1% OF THE TOTAL NUMBER OF SHARES

SRL. NO.	NAME OF THE DR HOLDER	TYPE OF DR (ADRS, GDRS, SDRS, ETC.)	NUMBER OF SHARES UNDERLYING OUTSTANDING DR (ADRS, GDRS, SDRS, ETC.)	DRS AS A PERCENTAGE OF TOTAL DRS (I.E. GRAND TOTAL (A)+(B)+(C) INDICATED IN STATEMENT AT PARA (1) (A) ABOVE)
	NOT APPLICABLE	N.A.	N.A.	N.A.
	TOTAL			

