




**ULTRAMARINE &  
PIGMENTS LTD.**

**MANUFACTURERS OF ULTRAMARINE BLUE  
AND SURFACTANTS**

556, Vanagaram Road,  
Ambattur, Chennai - 600 053. India.  
Phone : 0091-44- 66921195 - 66921199 (5 Lines)  
Fax : 0091-44- 26821201  
E-Mail : exports@uplamb.net  
Website : www.ultramarinepigments.net  
CIN : L24224MH1960PLC011856

Introductory sub-table (I)(a)			
Name of the Company: Ultramarine & Pigments Ltd			
Scrip Code, Name of the scrip, class of security: 506685			
Quarter ended: 31.12.2014			
<b>Partly paid-up shares:-</b>	<b>No. of partly paid-up shares</b>	<b>As a % of total no. of partly paid-up shares</b>	<b>As a % of total no. of shares of the company</b>
Held by promoter/promoter group	-	-	-
Held by public	-	-	-
<b>Total - A</b>	-	-	-
<b>Outstanding convertible securities:-</b>	<b>No. of outstanding securities</b>	<b>As a % of total no. of outstanding convertible securities</b>	<b>As a % of total no. of shares of the company, assuming full conversion of the convertible securities</b>
Held by promoter/promoter group	-	-	-
Held by public	-	-	-
<b>Total - B</b>	-	-	-
<b>Warrants:-</b>	<b>No. of warrants</b>	<b>As a % of total no. of warrants</b>	<b>As a % of total no. of shares of the company, assuming full conversion of warrants</b>
Held by promoter/promoter group	-	-	-
Held by public	-	-	-
<b>Total - C</b>	-	-	-
<b>Total paid-up capital of the company, assuming full conversion of warrants and convertible securities</b>	<b>29,200,000</b>		



For Ultramarine & Pigments Ltd.

*Kishore G.*  
Company Secretary.

QMS Certified to ISO 9001 : 2008 - EMS Certified to ISO 14001 : 2004




Regd. Office : THIRUMALAI HOUSE  
Road No.29, Sion - East, Mumbai - 400 022.  
Phone : 022 - 24035137, 24017834 Fax : 022 - 2401 1699



Table (I)(a)


Category code	Category of Shareholder	Number of Shareholders	Total number of shares	Number of shares held in dematerialized form	Total shareholding as a percentage of total number of shares		Shares Pledged or otherwise encumbered	
					As a percentage of (A+B) <sup>1</sup>	As a percentage of (A+B+C)	Number of shares	As a percentage
(I)	(II)	(III)	(IV)	(V)	(VI)	(VII)	(VIII)	(IX)= (VIII)/(IV)*100
<b>(A)</b>	<b>Shareholding of Promoter and Promoter Group<sup>2</sup></b>							
<b>1</b>	<b>Indian</b>							
(a)	Individuals/ Hindu Undivided Family	31	10,731,685	10,731,685	36.75	36.75	-	-
(b)	Central Government/ State Government(s)	-	-	-	-	-	-	-
(c)	Bodies Corporate	2	3,115,833	3,115,833	10.67	10.67	-	-
(d)	Financial Institutions/ Banks	-	-	-	-	-	-	-
(e)	Any Others -Trusts	5	1,182,381	1,182,381	4.05	4.05	-	-
(e-I)								
(e-II)								
	<b>Sub Total(A)(1)</b>	<b>38</b>	<b>15,029,899</b>	<b>15,029,899</b>	<b>51.47</b>	<b>51.47</b>	<b>0</b>	<b>-</b>
<b>2</b>	<b>Foreign</b>							
a	Individuals (Non-Residents Individuals/	-	-	-	0.00	-	-	-
b	Bodies Corporate	-	-	-	0.00	-	-	-
c	Institutions	-	-	-	0.00	-	-	-
d	Any Others(Specify)	-	-	-	0.00	-	-	-
d-i								
d-ii								
	<b>Sub Total(A)(2)</b>	<b>-</b>	<b>-</b>	<b>-</b>	<b>0.00</b>	<b>-</b>	<b>-</b>	<b>-</b>
	<b>Total Shareholding of Promoter and Promoter Group (A)= (A)(1)+(A)(2)</b>	<b>38</b>	<b>15,029,899</b>	<b>15,029,899</b>	<b>51.47</b>	<b>51.47</b>	<b>-</b>	<b>-</b>



For Ultramarine &amp; Pigments Ltd.

  
Company Secretary.

<b>(B)</b>	<b>Public shareholding</b>							
<b>1</b>	<b>Institutions</b>							
(a)	Mutual Funds/ UTI	-	-	-	0.00	-	-	-
(b)	Financial Institutions / Banks	5	41,968	41,168	0.14	0.14	-	-
(c)	Central Government/ State Government(s)	-	-	-	0.00	-	-	-
(d)	Venture Capital Funds	-	-	-	0.00	-	-	-
(e)	Insurance Companies	-	-	-	0.00	-	-	-
(f)	Foreign Institutional Investors	-	-	-	0.00	-	-	-
(g)	Foreign Venture Capital Investors	-	-	-	0.00	-	-	-
(h)	Any Other (specify)	-	-	-	0.00	-	-	-
(h-i)								
	<b>Sub-Total (B)(1)</b>	<b>5</b>	<b>41,968</b>	<b>41,168</b>	<b>0</b>	<b>0</b>	<b>-</b>	<b>-</b>
<b>B 2</b>	<b>Non-institutions</b>							
(a)	Bodies Corporate	131	379,148	379,148	1.30	1.30	17,492	4.61
(b)	Individuals							
	Individuals -i. Individual shareholders holding nominal share capital up to Rs 1 lakh							
I		5,747	8,968,864	7,768,204	30.72	30.72	73,234	0.82
II	ii. Individual shareholders holding nominal share capital in excess of Rs. 1 lakh.	25	4,279,812	4,183,812	14.66	14.66	-	-
(c)	Any Other (specify) clearing members	42	73,764	73,764	0.25	0.25	-	-
(c-i)	Non Resident Indians- Repatriable	36	39,884	39,884	0.14	0.14	-	-
(c-ii)	Non Resident Indians -Non-repatriable	29	380,101	380,101	1.30	1.30	-	-
(c-iii)	Trusts	3	6,560	6,560	0.02	0.02	-	-
	<b>Sub-Total (B)(2)</b>	<b>6,013</b>	<b>14,128,133</b>	<b>12,831,473</b>	<b>48.38</b>	<b>48.38</b>	<b>90,726</b>	<b>0.64</b>
<b>(B)</b>	<b>Total Public Shareholding (B)= (B)(1)+(B)(2)</b>	<b>6,018</b>	<b>14,170,101</b>	<b>12,872,641</b>	<b>48.53</b>	<b>48.53</b>	<b>90,726</b>	<b>0.64</b>
	<b>TOTAL (A)+(B)</b>	<b>6,056</b>	<b>29,200,000</b>	<b>27,902,540</b>	<b>100.00</b>	<b>100.00</b>	<b>90,726</b>	<b>0.31</b>
<b>(C)</b>	<b>Shares held by Custodians and against which Depository Receipts have been issued</b>							
1	Promoter and Promoter Group	-	-	-	0.00	-	-	-
2	Public	-	-	-	0.00	-	-	-
	<b>Sub-Total (C)</b>	<b>-</b>	<b>-</b>	<b>-</b>	<b>-</b>	<b>-</b>	<b>-</b>	<b>-</b>
	<b>GRAND TOTAL (A)+(B)+(C)</b>	<b>6,056</b>	<b>29,200,000</b>	<b>27,902,540</b>	<b>100</b>	<b>100</b>	<b>90,726</b>	<b>0.31</b>




For Ultramarine & Pigments Ltd.

*[Signature]*  
Company Secretary.

<b>(i)(b) Statement showing holding of securities (including shares, warrants, convertible securities) of persons belonging to the category "Promoter and Promoter Group"</b>											
Sr. No.	Name of the shareholder	Details of Shares held		Encumbered shares (*)			Details of warrants		Details of convertible securities		Total shares (including underlying shares assuming full conversion of warrants and
		Number of shares held	As a % of grand total (A) +(B) +( C )	No.	As a percentage	As a % of grand total (A)+(B)+( C) of sub-clause (i)(a )	Number of warrants held	As a % total number of warrants of the same class	Number of convertible securities held	As a % total number of convertible securities of the same class	
(i)	(ii)	(iii)	(iv)	(v)	=(v)/(iii)*	(vii)	(viii)	(ix)	(x)	(xi)	(xii)
1	THIRUMALAI CHEMICALS LIMITED	3,044,800	10.43	-	0.00	0.00	0	0	0	0	0
2	SANTHANAM SUNDARARAJAN	1,222,636	4.19	-	0.00	0.00	0	0	0	0	0
3	SRIDHAR SUNDARARAJAN	1,217,595	4.17	-	0.00	0.00	0	0	0	0	0
4	INDIRA SUNDARARAJAN	1,020,770	3.50	-	0.00	0.00	0	0	0	0	0
5	BHOOMA PARTHASARATHY	811,763	2.78	-	0.00	0.00	0	0	0	0	0
6	JAYALAKSHMI SUNDARARAJAN	732,040	2.51	-	0.00	0.00	0	0	0	0	0
7	R. SAMPATH	809,042	2.77	-	0.00	0.00	0	0	0	0	0
8	S. SANTHANAM	519,075	1.78	-	0.00	0.00	0	0	0	0	0
9	PARTHASARATHY RANGASWAMY	625,487	2.14	-	0.00	0.00	0	0	0	0	0
10	SUJATA SAMPATH	547,634	1.88	-	0.00	0.00	0	0	0	0	0
11	DAYA SRIDHAR	482,928	1.65	-	0.00	0.00	0	0	0	0	0
12	KALA SUNDARARAJAN	396,970	1.36	-	0.00	0.00	0	0	0	0	0
13	RANGASWAMY PARTHASARATHY	407,400	1.40	-	0.00	0.00	0	0	0	0	0
14	SRIDHAR SUNDARARAJAN	350,449	1.20	-	0.00	0.00	0	0	0	0	0
15	DEEPA AJAY	306,200	1.05	-	0.00	0.00	0	0	0	0	0
16	RANGASWAMY SAMPATH(GS FAMILY TRUST)	315,301	1.08	-	0.00	0.00	0	0	0	0	0
17	RANGASWAMY SAMPATH	260,207	0.89	-	0.00	0.00	0	0	0	0	0
18	R.SAMPATH(RS FAMILY TRUST)	249,680	0.86	-	0.00	0.00	0	0	0	0	0
19	SUJATA SAMPATH(VS FAMILY TRUST)	246,680	0.84	-	0.00	0.00	0	0	0	0	0
20	GEETHA.S	192,962	0.66	-	0.00	0.00	0	0	0	0	0
21	BHOOMA PARTHASARATHY(MP FAMILY TRUST)	187,960	0.64	-	0.00	0.00	0	0	0	0	0
22	PARTHASARATHY RANGASWAMY(TP FAMILY TRUST)	182,760	0.63	-	0.00	0.00	0	0	0	0	0
23	PRAVIN RANGACHARI	180,030	0.62	-	0.00	0.00	0	0	0	0	0
24	S. VARADARAJAN	160,000	0.55	-	0.00	0.00	0	0	0	0	0
25	SRINATH SRIDHAR	144,680	0.50	-	0.00	0.00	0	0	0	0	0
26	S. VIDHYA	107,515	0.37	-	0.00	0.00	0	0	0	0	0
27	S. NARAYAN	72,800	0.25	-	0.00	0.00	0	0	0	0	0
28	SAM-C SALES AND MARKET CREATING LLP	71,033	0.24	-	0.00	0.00	0	0	0	0	0
29	RAMYA BHARATRAM	36,360	0.12	-	0.00	0.00	0	0	0	0	0
30	MEERA PARTHASARATHY	48,120	0.16	-	0.00	0.00	0	0	0	0	0
31	TARA PARTHASARATHY	20,000	0.07	-	0.00	0.00	0	0	0	0	0
32	ADITYA RAJAN	17,200	0.06	-	0.00	0.00	0	0	0	0	0
33	KAVYA NARAYAN	16,000	0.05	-	0.00	0.00	0	0	0	0	0
34	UTTARA. B	16,000	0.05	-	0.00	0.00	0	0	0	0	0
35	V. S. SUNDARARAJAN	4,108	0.01	-	0.00	0.00	0	0	0	0	0
36	BINA RAJAN	4,000	0.01	-	0.00	0.00	0	0	0	0	0
37	PRATHAMESH KARKAL	1,600	0.01	-	0.00	0.00	0	0	0	0	0
38	VARADARAJAN SANTHANAM	114	0.00	-	0.00	0.00	0	0	0	0	0
	Total	15,029,899	51.47	-	0.00	0.00	0	0	0	0	0


(\* The term "encumbrance" has the same meaning as assigned to it in regulation 28(3) of the SAST Regulations, 2011



For Ultramarine Pigments Ltd.

*Kalpana S.*  
Company Secretary.

<b>(l)(c)(i) Statement showing holding of securities (including shares, warrants, convertible securities) of persons belonging to the category " Public" and holding more than 1% of the total number of shares</b>								
Sr. No.	Name of the shareholder	Number of shares held	Shares as a percentage of total number of shares (i.e., Grand Total (A)+(B)+(C) indicated in Statement at para (l)(a) above)	Details of warrants		Details of convertible		Total shares (including underlying shares assuming full conversion of warrants and convertible securities) as a % of diluted share capital
				Number of warrants held	As a % total number of warrants of the same class	Number of convertible securities held	% w.r.t total number of convertible securities of the same class	
1	R. SUNDAR RAJAN	616,789	2.11%	0	0	0	0	0
2	K. SRIDHAR	577,662	1.98%	0	0	0	0	0
3	T. VIJAYARAGHAHVAN	446,614	1.53%	0	0	0	0	0
4	R. RAMACHANDRAN	322,855	1.11%	0	0	0	0	0
5	GOVINDBHAI B DESAI	314,100	1.08%	0	0	0	0	0
	<b>TOTAL</b>	<b>2,278,020</b>	<b>7.80%</b>	<b>0</b>	<b>0</b>	<b>0</b>	<b>0</b>	<b>0</b>



For Ultramarine & Pigments Ltd.

*Kishor*  
Company Secretary.


Statement showing holding of securities (including shares, warrants, convertible securities) of persons (together with PAC) belonging to the category "Public" and holding more than 5% of the total number of (I)(c)(ii) shares of the Company								
Sr. No.	Name(s) of the shareholder(s) and the Persons Acting in Concert (PAC) with them	Number of shares	Shares as a percentage of total number of shares (i.e., Grand Total (A)+(B)+(C) indicated in Statement at para (I)(a) above)	Details of warrants		Details of convertible		Total shares (including underlying shares assuming full conversion of warrants and convertible securities) as a % of diluted share capital
				Number of warrants	As a % total number of warrants of the same class	Number of convertible securities held	% w.r.t total number of convertible securities of the same class	
1	0	0	0	0	0	0	0	0
Total	0	0	0	0	0	0	0	0



For Ultramarine & Pigments Ltd.

*Kishore S.*  
Company Secretary.


(I)(d) <u>Statement showing details of locked-in shares</u>			
Sr. No.	Name of the shareholder	Number of locked-in shares	Locked-in shares as a percentage of total number of shares (i.e., Grand Total (A)+(B)+(C) indicated in Statement at para (I)(a) above)
1		0	0.00
<b>TOTAL</b>		<b>0</b>	<b>0.00</b>



For Ultramarine & Pigments Ltd.

*Rishu S.*  
Company Secretary.

<b>(II)(a) Statement showing details of Depository Receipts (DRs)</b>				
<b>Sr. No.</b>	<b>Type of outstanding DR (ADRs, GDRs, SDRs, etc.)</b>	<b>Number of outstanding DRs</b>	<b>Number of shares underlying outstanding DRs</b>	<b>Shares underlying outstanding DRs as a percentage of total number of shares {i.e., Grand Total (A)+(B)+(C) indicated in Statement at para (I)(a) above}</b>
1		0	0	0.00
<b>TOTAL</b>		0	0	0.00




For Ultramarine & Pigments Ltd.

*Robert L.*  
Company Secretary.



(II)(b)		<b>Statement showing holding of Depository Receipts (DRs), where underlying shares held by "Promoter/ Promoter group" are in excess of 1 % of the total number of shares.</b>		
Sr. No.	Name of the DR Holder	Type of outstanding DR (ADRs, GDRs, SDRs, etc.)	Number of shares underlying outstanding DRs	Shares underlying outstanding DRs as a percentage of total number of shares {i.e., Grand Total (A)+(B)+(C) indicated in Statement at para (I)(a) above}
1		0	0	0.00
Total		0	0	0.00



For Ultramarine & Pigments Ltd.  
  
 Company Secretary.