


(I) (a) Statement showing Shareholding Pattern-

Name of the Company: Unitech Limited


BSE Scrip Code: 507878 /NSE Symbol: UNITECH, Class of Security: Equity Shares

As on 31.12.2014

Partly paid-up shares:-	No. of Partly Paid-up Shares	As a % of total no. of partly paid-up shares	As a % of total no. of shares of the Company
Held by promoter/promoter group	N. A.	N. A.	N.A.
Held by public	N. A.	N. A.	N.A.
Total	N. A.	N. A.	N.A.
Outstanding convertible securities:-	No. of outstanding securities	As a % of total no. of outstanding convertible securities	As a % of total no. of shares of the Company, assuming full conversion of the convertible securities
Held by promoter/promoter group	N. A.	N. A.	N.A.
Held by public	N. A.	N. A.	N.A.
Total	N. A.	N. A.	N.A.
Warrants:-	No. of Warrants	As a % of total no. of warrants	As a % of total no. of shares of the Company, assuming full conversion of warrants
Held by promoter/promoter group	N. A.	N.A.	N. A.
Held by public	N. A.	N. A.	N. A.
Total	N. A.	N. A.	N.A.
Total paid-up capital of the Company, assuming full conversion of warrants and convertible securities	2616301047		



Category code (I)	Category of shareholder (II)	No. of share holders (III)	Total no. of shares (IV)	No. of shares held in dematerialized form (V)	Total shareholding as a % of total no. of shares		Shares pledged or otherwise encumbered	
					As a % of (A+B) (VI)	As a % of (A+B+C) (VII)	No. of Shares (VIII)	As a percentage (IX)= (VIII)/(IV)*100
(A)	Shareholding of Promoter and Promoter Group							
1	Indian							
(a)	Individuals/ Hindu Undivided Family	16	87525840	87525840	3.35	3.35	65288820	74.59
(b)	Central Government/ State Government(s)	-	-	-	-	-		
(C)	Bodies Corporate *	16	1084485028	1084485028	41.45	41.45	997571185	91.99
(d)	Financial Institutions/ Banks	-	-	-	-	-		
(e)	Any Other (Specify)	-	-	-	-	-		
	Sub-Total (A)(1)	32	1172010868	1172010868	44.80	44.80	1062860005	90.69
2	Foreign							
(a)	Individuals (Non-Resident Individuals/ Foreign Individuals)	-	-	-	-	-		
(b)	Bodies Corporate	1	3822000	3822000	0.15	0.15	0	0.00
(c)	Institutions	-	-	-	-	-		
(d)	Qualified Foreign Investor	-	-	-	-	-		
(e)	Any Other (specify)	-	-	-	-	-		
	Sub-Total (A)(2)	1	3822000	3822000	0.15	0.15	0	0.00
	Total Shareholding of Promoter and Promoter Group (A)= (A)(1)+(A)(2)	33	1175832868	1175832868	44.94	44.94	1062860005	90.39



(B)	Public shareholding							N. A.	N. A.
1	Institutions							N. A.	N. A.
(a)	Mutual Funds/ UTI	9	12392870	12249870	0.47	0.47			
(b)	Financial Institutions/ Banks	23	11828231	11802231	0.45	0.45			
(c)	Central Government/ State Government(s)	-	-	-	-	-			
(d)	Venture Capital Funds	-	-	-	-	-			
(e)	Insurance Companies	2	23095905	23095905	0.88	0.88			
(f)	Foreign Institutional Investors	118	476527672	476488672	18.21	18.21			
(g)	Foreign Venture Capital Investors	-	-	-	-	-			
(h)	Qualified Foreign Investor	-	-	-	-	-			
(i)	Any Other (specify)	-	-	-	-	-			
	Sub-Total (B)(1)	152	523844678	523636678	20.02	20.02			
2	Non-institutions							N. A.	N. A.
(a)	Bodies Corporate	3298	193540996	193388246	7.40	7.40			
(b)	Individuals -								
	i. Individual shareholders holding nominal share capital up to Rs. 1 lakh.	613304	429185330	413804799	16.40	16.40			
	ii. Individual shareholders holding nominal share capital in excess of Rs. 1 lakh.	587	112452831	110972131	4.30	4.30			
(c)	Qualified Foreign Investor	0	0	0	0.00	0.00			
(d)	Any Other (specify)								
	i. NRI	5107	23014745	22871645	0.88	0.88			
	ii. OCB/Foreign Portfolio Investor (Corporate)	15	137359029	137359029	5.25	5.25			
	iii. Trust	11	73070	73070	0.00	0.00			
	iv. Clearing Member/House	348	20997500	20997500	0.80	0.80			
	Sub-Total (B)(2)	622670	916623501	899466420	35.04	35.04			
	Total Public Shareholding (B)= (B)(1)+(B)(2)	622822	1440468179	1423103098	55.06	55.06		N. A.	N. A.
	TOTAL (A)+(B)	622855	2616301047	2598935966	100.00	100.00	1062860005		40.62
(C)	Shares held by Custodians and against which Depository Receipts have been issued							N. A.	N. A.
	GRAND TOTAL (A)+(B)+(C)	622855	2616301047	2598935966	100.00	100.00	1062860005		40.62

NOTE: (1) Bodies Corporate in the Public Category includes shares kept in 'Unitech Limited-Unclaimed Suspense Account' in pursuance with the clause 5A of the Listing Agreement.

(2) * Includes 49355000 shares given to lenders by Mayfair Capital Pvt. Ltd. as collateral security under POA & Loan Agreement

For UNITECH LIMITED



DEEPAK JAIN
Company Secretary

(1)(b) Statement showing holding of securities (including shares, warrants, convertible securities) of persons belonging to the category "Promoter and Promoter Group"

Sr. No.	Name of the shareholder	Details of Shares held			Encumbered Shares (*)			Details of warrants			Details of convertible securities		Total shares (including underlying shares assuming full conversion of warrants and convertible securities) as a % of diluted share capital
		Number	As a % of grand total (A)+(B)+(C)	Number	Number	As a % (VI) = (V)/(III)*100	As a % of grand total (A)+(B)+(C) of sub-clause (I)(a) (VII)	Number of warrants held (VIII)	As a % total no. of warrants of the same class (IX)	Number of convertible securities held (X)	As a % total no. of convertible securities of the same class (XI)		
(I)	(II)	(III)	(IV)	(V)	(VI)	(VII)	(VIII)	(IX)	(X)	(XI)	(XII)		
1	Sanjay Chandra	65694880	2.52	65288820	99.08	2.50	0	0	0	0	2.52		
2	Ramesh Chandra	65000	0.00	0	0.00	0.00	0	0	0	0	0.00		
3	Prakash Satdev	41600	0.00	0	0.00	0.00	0	0	0	0	0.00		
4	Ghanshyam Das Bajaj	40300	0.00	0	0.00	0.00	0	0	0	0	0.00		
5	M Moolchand	20600	0.00	0	0.00	0.00	0	0	0	0	0.00		
6	Ronila Bajaj	6500	0.00	0	0.00	0.00	0	0	0	0	0.32		
7	Rajul Bahri	8422350	0.32	0	0.00	0.00	0	0	0	0	0.32		
8	Minoti Bahri	8290900	0.32	0	0.00	0.00	0	0	0	0	0.01		
9	Varsha Bahri	305500	0.01	0	0.00	0.00	0	0	0	0	0.16		
10	Praveen Gurnani	4275310	0.16	0	0.00	0.00	0	0	0	0	0.00		
11	H S Bawa	85200	0.00	0	0.00	0.00	0	0	0	0	0.00		
12	Prakash Ahuja	19500	0.00	0	0.00	0.00	0	0	0	0	0.00		
13	Rekha Bawa	58000	0.00	0	0.00	0.00	0	0	0	0	0.00		
14	Mayfair Capital Private Limited #	813806658	31.11	812871185	99.89	31.07	0	0	0	0	31.11		
15	R V Techno Investments Private Limited	124212400	4.75	45000000	36.23	1.72	0	0	0	0	4.75		
16	Tulip Investments Private Limited	77085970	2.95	76700000	99.50	2.93	0	0	0	0	2.95		
17	Indrus Countertrade (P) Ltd.	63129800	2.41	63000000	99.79	2.41	0	0	0	0	2.41		
18	Unibid Engineering and Construction Co. Pvt. Ltd.	6240000	0.24	0	0.00	0.00	0	0	0	0	0.24		
19	Millennium Construction (P) Ltd.	9200	0.00	0	0.00	0.00	0	0	0	0	0.00		
20	Citilink Holdings Limited	3822000	0.15	0	0.00	0.00	0	0	0	0	0.15		
21	Bochisatva Estates Private Limited	1000	0.00	0	0.00	0.00	0	0	0	0	0.00		
	TOTAL	1175832888	44.94	1062860005	90.39	40.62	0	0	0	0	44.94		

(*) The term "encumbrance" has the same meaning as assigned to it in regulation 28(3) of SAST Regulations, 2011.

Note: # Includes 49355000 shares given to lenders by Mayfair Capital Pvt. Ltd. as collateral security under POA & Loan Agreement




(1)(c)(i) Statement showing holding of securities (including shares, warrants, convertible securities) of persons belonging to the category "Public" and holding more than 1% of the total number of shares

Sr. No.	Name of the shareholder	Number of shares held	Shares as a percentage of total number of shares (i.e., Grand Total (A)+(B)+(C) indicated in Statement at para (1)(a) above}	Details of warrants			Details of convertible securities			Total shares (including underlying shares assuming full conversion of warrants and convertible securities) as a % of diluted share capital
				Number of warrants held	As a % total no. of warrants of the same class	Number of convertible securities held	% w.r.t total no. of convertible securities of the same class	% w.r.t total no. of convertible securities of the same class		
1	PLATINUM ASIA FUND	61270600	2.34	0	0	0	0	0	2.34	
2	COLLEGE RETIREMENT EQUITIES FUND - STOCK ACCOUNT	58521858	2.24	0	0	0	0	0	2.24	
3	HSBC GLOBAL INVESTMENT FUNDS A/C HSBC GIE MAURITIUS LIMITED	57973230	2.22	0	0	0	0	0	2.22	
4	PLATINUM INTERNATIONAL FUND	56471432	2.16	0	0	0	0	0	2.16	
5	MERRILL LYNCH CAPITAL MARKETS	35626064	1.36	0	0	0	0	0	1.36	
6	ESPAÑA S.A. S.V. SREI INFRASTRUCTURE FINANCE LIMITED	26731705	1.02						1.02	
	TOTAL	296594889	11.34	0	0	0	0	0	11.34	

(1)(c)(ii) Statement showing holding of securities (including shares, warrants, convertible securities) of persons (together with PAC) belonging to the category "Public" and holding more than 5% of the total number of shares of the Company

Sr. No.	Name(s) of the shareholder(s) and the persons Acting in Concert (PAC) with them	Number of shares	Shares as a percentage of total number of shares (i.e., Grand Total (A)+(B)+(C) indicated in Statement at para (1)(a) above}	Details of warrants		Details of convertible securities		Total shares (including underlying shares assuming full conversion of warrants and convertible securities) as a % of diluted share capital
				Number of warrants held	As a % total no. of warrants of the same class	Number of convertible securities held	% w.r.t total no. of convertible securities of the same class	
1	PLATINUM INVESTMENT MANAGEMENT LIMITED (Alongwith PACs)	144807004	5.53	0	0	0	0	5.53
	TOTAL	144807004	5.53					5.53



(1)(d) Statement showing details of locked-in shares

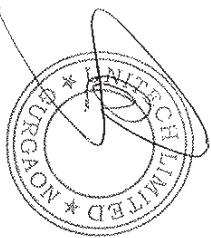
Sr. No.	Name of the shareholder	Category of Shareholders (Promoter/Public ^c)	Number of locked-in shares	Locked-in shares as a percentage of total number of shares {i.e., Grand Total (A)+(B)+(C) indicated in Statement at para (1)(a) above}
1	NOT APPLICABLE			
TOTAL				

(1)(a) Statement showing details of Depository Receipts (DRs)

Sr. No.	Type of outstanding DR (ADRs, GDRs, SDRs, etc.)	Number of outstanding DRs	Number of shares underlying outstanding DRs	Shares underlying outstanding DRs as a percentage of total number of shares {i.e., Grand Total (A)+(B)+(C) indicated in Statement at para (1)(a) above}
1	NOT APPLICABLE			
2	TOTAL			

(1)(b) Statement showing Holding of Depository Receipts (DRs), where underlying shares held by 'promoter/promoter group' are in excess of 1% of the total number of shares

Sr. No.	Name of the DR Holder	Type of outstanding DR (ADRs, GDRs, SDRs, etc.)	Number of shares underlying outstanding DRs	Shares underlying outstanding DRs as a percentage of total number of shares {i.e., Grand Total (A)+(B)+(C) indicated in Statement at para (1)(a) above}
1	NOT APPLICABLE			
2	TOTAL			



(III) (a) Statement showing the voting pattern of shareholders, if more than one class of shares/ securities is issued by the issuer.
 (give description of voting rights for each class of security.)

Class X:
 Class:
 ClassZ:)

Category code	Category of shareholder	Number of Voting Rights held in each class of securities				Total Voting Rights (III+IV+V)	Total Voting Rights i.e. (VI)	
		Class X	Class Y	Class Z	As a percentage of (A+B)		As a Percentage of (A+B+C)	
(I)	(II)	(III)	(IV)	(V)	(VI)	(VII)	(VIII)	
NOT APPLICABLE								

[1] For determining public shareholding for the purpose of Clause 40A.
 [2] For definitions of "Promoter" and "Promoter Group", refer to Clause 40A.
 [3] For definitions of "Public Shareholding", refer to Clause 40A.

