



11  
Introductory sub-table (I)(a)

<b>Name of the Company V.B. DESAI FINANCIAL SERVICES LTD.</b>			
<b>Script Code, Name of the scrip, class of security:</b>			
<b>Quarter ended: 31st December, 2014</b>			
<b>Partly paid-up shares:-</b>			
	<b>No. of partly paid-up shares</b>	<b>As a % of total no. of partly paid-up shares</b>	<b>As a % of total no. of shares of the company</b>
Held by promoter/promoter group	0	0	0
Held by public	0	0	0
<b>Total - D</b>	<b>0</b>	<b>0</b>	<b>0</b>
<b>Outstanding convertible securities:-</b>			
	<b>No. of outstanding securities</b>	<b>As a % of total no. of outstanding convertible securities</b>	<b>As a % of total no. of shares of the company, assuming full conversion of the convertible securities</b>
Held by promoter/promoter group	0	0	0
Held by public	0	0	0
<b>Total - E</b>	<b>0</b>	<b>0</b>	<b>0</b>
<b>Warrants:-</b>			
	<b>No. of warrants</b>	<b>As a % of total no. of warrants</b>	<b>As a % of total no. of shares of the company, assuming full conversion of warrants</b>
Held by promoter/promoter group	0	0	0
Held by public	0	0	0
<b>Total - F</b>	<b>0</b>	<b>0</b>	<b>0</b>
<b>Total paid-up capital of the company, assuming full conversion of warrants and convertible securities</b>		<b>4527890</b>	<b>0</b>

  
**V. B. DESAI FINANCIAL SERVICES LTD.**  
**DIRECTOR**

**Statement Showing Shareholding Pattern**



Category code	Category of Shareholder	Number of Shareholders	Table (I)(a)				Shares Pledged or otherwise encumbered	
			Total number of shares	Number of shares held in dematerialized form	Total shareholding as a percentage of total number of shares		Number of shares	As a percentage
			(IV)	(V)	As a percentage of (A+B) <sup>1</sup>	of (A+B+C)		
(I)	(II)	(III)	(IV)	(V)	(VI)	(VII)	(VIII)	(IX) = (VIII)/(IV)*100
<b>(A)</b>	<b>Shareholding of Promoter and Promoter</b>							
<b>1</b>	<b>Indian</b>							
(a)	Individuals/ Hindu Undivided Family	19	650424	650324	14.36	14.36	0	0.00
(b)	Central Government/ State Government(s)	0	0	0	0.00	0.00	0	0.00
(c)	Bodies Corporate	6	1283081	1283081	28.34	28.34	0	0.00
(d)	Financial Institutions/ Banks	0	0	0	0.00	0.00	0	0.00
(e)	Any Others(Specify)	0	0	0	0.00	0.00	0	0.00
(e-i)	Directors	0	0	0	0.00	0.00	0	0.00
(e-ii)	Director Relatives	0	0	0	0.00	0.00	0	0.00
(e-iii)	Person Acting in Concern	0	0	0	0.00	0.00	0	0.00
	<b>Sub Total(A)(1)</b>	<b>25</b>	<b>1933505</b>	<b>1933405</b>	<b>42.70</b>	<b>42.70</b>	<b>0</b>	<b>0.00</b>
<b>2</b>	<b>Foreign</b>							
a	Individuals (Non-Residents Individuals/ Foreign Individuals)	0	0	0	0.00	0.00	0	0.00
b	Bodies Corporate	0	0	0	0.00	0.00	0	0.00
c	Institutions	0	0	0	0.00	0.00	0	0.00
d	Qualified Foreign Investor	0	0	0	0.00	0.00	0	0.00
e	Any Others(Specify)	0	0	0	0.00	0.00	0	0.00
e-ii		0	0	0	0.00	0.00	0	0.00
	<b>Sub Total(A)(2)</b>	<b>0</b>	<b>0</b>	<b>0</b>	<b>0.00</b>	<b>0.00</b>	<b>0</b>	<b>0.00</b>
	<b>Total Shareholding of Promoter and Promoter Group (A) = (A)(1)+(A)(2)</b>	<b>25</b>	<b>1933505</b>	<b>1933405</b>	<b>42.70</b>	<b>42.70</b>	<b>0</b>	<b>0.00</b>



Sr.No Notes


1 Nil

2

B. DEVA  
DIRECTOR  
SERVICES LTD.

(IX)(b) Statement showing holding of securities (including shares, warrants, convertible securities) of persons belonging to the category "Promoter and Promoter Group"

Sr.	Name of the shareholder	Details of Shares held		Encumbered shares (*)		Details of warrants			Details of convertible securities		Total shares (including underlying shares assuming full conversion of warrants and convertible securities) as a % of diluted share capital
		Number of shares held	As a % of grand total (A)+(B)+(C)	No.	As a percentage of grand total (A)+(B)+(C) (I)(a)	Number of warrants held	As a % of total number of warrants of the same class	Number of convertible securities held	As a % of total number of convertible securities of the same class		
(i)	(ii)	(iii)	(iv)	(v)	(vi)=(v)/(iii)*100	(vii)	(viii)	(ix)	(x)	(xi)	(xii)
1	DESAL INVESTMENTS PVT. LTD.	771607	17.04	0	0.00	0.00	0	0	0	0	771607
2	SOM HOLDING & TRADING CO. PVT. LTD.	344215	7.60	0	0.00	0.00	0	0	0	0	344215
3	DHARTI J SHROFF	261041	5.77	0	0.00	0.00	0	0	0	0	261041
4	MUKESH THAKORLAL SHROFF	158946	3.51	0	0.00	0.00	0	0	0	0	158946
5	BAHL & CO. PVT. LTD.	104820	2.31	0	0.00	0.00	0	0	0	0	104820
6	J.R. SHROFF HUF	75718	1.67	0	0.00	0.00	0	0	0	0	75718
7	ALPA J. SHROFF	38217	0.84	0	0.00	0.00	0	0	0	0	38217
8	KAMLESH J. SHROFF	31750	0.70	0	0.00	0.00	0	0	0	0	31750
9	AVDHOOT FINANCE AND INVESTMENT PVT. LTD.	27923	0.62	0	0.00	0.00	0	0	0	0	27923
10	GOVARDHAN HOLDING & TRADING CO. PVT. LTD.	25189	0.56	0	0.00	0.00	0	0	0	0	25189
11	J.R. SHROFF	15200	0.34	0	0.00	0.00	0	0	0	0	15200
12	THAKORLAL R. SHROFF	14421	0.32	0	0.00	0.00	0	0	0	0	14421
13	TEJAL K. SHROFF	12700	0.28	0	0.00	0.00	0	0	0	0	12700
14	PURVI RAJ SHROFF	12000	0.27	0	0.00	0.00	0	0	0	0	12000
15	AARAYAA FINSTOCK PVT LTD	9327	0.21	0	0.00	0.00	0	0	0	0	9327
16	RAKSHA PRADIP SHROFF	7692	0.17	0	0.00	0.00	0	0	0	0	7692
17	BINDU S MARFATIA	5431	0.12	0	0.00	0.00	0	0	0	0	5431
18	PRADIP RATILAL SHROFF	4252	0.09	0	0.00	0.00	0	0	0	0	4252
19	HEMENDRA J. SHROFF	4206	0.09	0	0.00	0.00	0	0	0	0	4206
20	PINKI MUKESH SHROFF	3000	0.07	0	0.00	0.00	0	0	0	0	3000
21	JYOTI GIRISH SHROFF	2950	0.07	0	0.00	0.00	0	0	0	0	2950
22	GIRISH RATILAL SHROFF	1200	0.03	0	0.00	0.00	0	0	0	0	1200
23	MANOJ THAKORLAL SHROFF	800	0.02	0	0.00	0.00	0	0	0	0	800
24	RAJ PRADIP SHROFF	800	0.02	0	0.00	0.00	0	0	0	0	800
25	RAKSHA PRADIP SHROFF	100	0.00	0	0.00	0.00	0	0	0	0	100
<b>TOTAL</b>		<b>1933505</b>	<b>42.70</b>	<b>0</b>	<b>0.00</b>	<b>0.00</b>	<b>0</b>	<b>0</b>	<b>0</b>	<b>0</b>	<b>1933505</b>

B. DESAI FINANCIAL SERVICES LTD.  
  
 DIRECTOR

(I)(c) Statement showing holding of securities (including shares, warrants, convertible securities) of persons belonging to the category "Public" and holding more than 1% of the total number of shares

Sr. No.	Name of the shareholder	Number of shares held	Shares as a percentage of total no. of shares (i.e., Grand Total (A)+(B)+(C) in Statement at para (I)(a))	Details of warrants		Details of convertible securities		Total shares (including underlying shares assuming full conversion of warrants and convertible securities) as a % of diluted share capital
				Number of warrants held	As a % total no. of warrants of the same class	Number of convertible securities held	% w.r.t total no. of convertible securities of the same class	
1	Nitin Kohli	130000	2.87	0	0	0	0	130000
2	Srihari Sirdeshpande	76700	1.69	0	0	0	0	76700
3	Kruti Capital Services Pvt. Ltd	65000	1.43					65000
4	A.C.Choksi Share Broker Pvt.Ltd.	54990	1.21	0	0	0	0	54990
5	Shreekant Javalkar	57000	1.10	0	0	0	0	57000
6	Snehalatha Singhi	49497	1.09	0	0	0	0	49497
<b>TOTAL</b>		<b>433187</b>	<b>9.57</b>	<b>0</b>	<b>0</b>	<b>0</b>	<b>0</b>	<b>433187</b>

(I)(c) Statement showing holding of securities (including shares, warrants, convertible securities) of persons (together with ii) PAC) belonging to the category "Public" and holding more than 5% of the total number of shares of the company

Sr. No.	Name of the shareholder	Number of shares held	Shares as a percentage of total no. of shares (i.e., Grand Total (A)+(B)+(C) in Statement at para (I)(a))	Details of warrants		Details of convertible		Total shares (including underlying shares assuming full conversion of warrants and convertible securities) as a % of diluted share capital
				Number of warrants held	As a % total number of warrants of the same	Number of convertible securities held	% total no. of convertible securities of the same class	
1	Nil	0	0.00	0	0	0	0	0
<b>TOTAL</b>		<b>0</b>	<b>0.00</b>	<b>0</b>	<b>0</b>	<b>0</b>	<b>0</b>	<b>0</b>

(I)(d) Statement showing details of locked-in shares


Sr. No.	Name of the shareholder	Number of locked-in shares	Locked-in shares as a % of total no. of shares (i.e., Grand Total (A)+(B)+(C) indicated in Statement at para (I)(a))
1	Nil	0	0.00
<b>TOTAL</b>		<b>0</b>	<b>0.00</b>

II(a) Statement showing details of Depository Receipts (DRs)

Sr. No.	Type of outstanding DR (ADRs, GDRs, SDRs, etc.)	Number of outstanding DRs	Number of shares underlying outstanding DRs	Shares underlying outstanding DRs as a % of total no. of shares (i.e., Grand Total (A)+(B)+(C) in Statement at para (I)(a))
1	Nil	0	0	0
<b>Total</b>		<b>0</b>	<b>0</b>	<b>0</b>

(II) Statement showing holding of Depository Receipts (DRs), where underlying shares held (b) by "promoter/promoter group" are in excess of 1% of the total number of shares

Sr. No.	Name of the DR Holder	Type of outstanding DR (ADRs, GDRs, SDRs, etc.)	Number of shares underlying outstanding DRs	Shares underlying outstanding DRs as a percentage of total number of shares (i.e., Grand Total (A)+(B)+(C) indicated in at para (I)(a))
1	Nil	0	0.00	0
<b>Total</b>		<b>0</b>	<b>0.00</b>	<b>0</b>

V. E. DESAI FINANCIAL SERVICES LTD.  
  
 DIRECTOR