

Introductory sub-table (I)(a)			
Name of the Company: Vardhman Textiles Limited			
Scrip Code, Name of the scrip, class of security: VTL/502986			
Quarter ended: 31st December, 2014			
Partly paid-up shares:-	No. of partly paid-up shares	As a % of total no. of partly paid-up shares	As a % of total no. of shares of the company
Held by promoter/promoter group	NIL	N.A.	N.A.
Held by public	NIL	N.A.	N.A.
Total	0	N.A.	N.A.
Outstanding convertible securities:-	No. of outstanding securities	As a % of total no. of outstanding convertible securities	As a % of total no. of shares of the company, assuming full conversion of the convertible securities
Held by promoter/promoter group	NIL	N.A.	N.A.
Held by public	NIL	N.A.	N.A.
Total	0	N.A.	N.A.
Warrants:-	No. of warrants	As a % of total no. of warrants	As a % of total no. of shares of the company, assuming full conversion of warrants
Held by promoter/promoter group	NIL	N.A.	N.A.
Held by public	NIL	N.A.	N.A.
Total	0	N.A.	N.A.
Total paid-up capital of the company, assuming full conversion of warrants and convertible securities	63651879		




Statement Showing Shareholding Pattern									
Category or code	Category of Shareholder	Number of Shareholders	Total number of shares	Table (I)(a)		Total shareholding as a percentage of total number of shares		Number of shares	As a percentage of (IX) = (VIII)/(V)*100
				Number of shares held in dematerialized form	Number of shares held in materialized form	As a percentage of (A+B) ¹ (VI)	As a percentage of (A+B+C) (VII)		
(I)	(II)	(III)	(IV)	(V)	(VI)	(VII)	(VIII)	(IX)	
(A)	Shareholding of Promoter and Promoter Group ²								
1	Indian								
(a)	Individuals/ Hindu Undivided Family	12	1,461,658	1,461,658	0	2.30	2.30	0	0.00
(b)	Central Government/ State Government(s)	0	0	0	0	0.00	0.00	0	0.00
(c)	Bodies Corporate	13	37,908,355	37,908,355	0	59.55	59.55	0	0.00
(d)	Financial Institutions/ Banks	0	0	0	0	0.00	0.00	0	0.00
(e)	Any Others (Specify)	0	0	0	0	0.00	0.00	0	0.00
	Sub Total(A)(1)	25	39,370,013	39,370,013	0	61.85	61.85	0	0.00
2	Foreign								
a	Individuals (Non-Residents Individuals/ Foreign Individuals)	0	0	0	0	0.00	0.00	0	0.00
b	Bodies Corporate	0	0	0	0	0.00	0.00	0	0.00
c	Institutions	0	0	0	0	0.00	0.00	0	0.00
d	Qualified Foreign Investor	0	0	0	0	0.00	0.00	0	0.00
e	Any Others (Specify)	0	0	0	0	0.00	0.00	0	0.00
	Sub Total(A)(2)	0	0	0	0	0.00	0.00	0	0.00
	Total Shareholding of Promoter and Promoter Group (A) = (A)(1)+(A)(2)	25	39,370,013	39,370,013	0	61.85	61.85	0	0.00
(B)	Public shareholding								
1	Institutions								
(a)	Mutual Funds/ UTI	30	7,144,864	7,122,592	22,272	11.23	11.23	0	0.00
(b)	Financial Institutions/ Banks	22	97,882	37,800	60,082	0.15	0.15	0	0.00
(c)	Central Government/ State Government(s)	0	0	0	0	0.00	0.00	0	0.00
(d)	Venture Capital Funds	0	0	0	0	0.00	0.00	0	0.00



(e)	Insurance Companies	3	151575	150000	0.24	0.24		0.00
(f)	Foreign Institutional Investors	68	6723867	6715173	10.56	10.56		0.00
(g)	Foreign Venture Capital Investors	0	0	0	0.00	0.00		0.00
(h)	Qualified Foreign Investor	0	0	0	0.00	0.00		0.00
(i)	Any Other (specify)				0.00	0.00		0.00
	Sub-Total (B)(1)	123	14,118,188	14025565	22.18	22.18		0.00
B 2	Non-institutions							
(a)	Bodies Corporate	737	901192	856066	1.42	1.42		0.00
(b)	Individuals				0.00	0.00		0.00
	Individuals -i. Individual Shareholders holding nominal share capital up to Rs 1 lakh	22,435	5,485,610	4,387,135	8.62	8.62		0.00
	ii. Individual shareholders holding nominal share capital in excess of Rs. 1 lakh.	62	1904574	1882884	2.99	2.99		0.00
(c)	Qualified Foreign Investor	0	0	0	0.00	0.00		0.00
(d)	Any Other (specify)				0.00	0.00		0.00
(d-1)	Non - Resident Indians (Repatriable)	238	179048	177768	0.28	0.28		0.00
(d-ii)	Non - Resident Indians (Non-Repatriable)	79	58259	58184	0.09	0.09		0.00
(d-iii)	Trusts	5	1634995	1634995	2.57	2.57		0.00
	Sub-Total (B)(2)	23566	10163678	8997032	16.97	16.97		0.00
(B)	Total Public Shareholding (B)= (B)(1)+(B)(2)	23,679	24,281,866	23,022,597	38.16	38.16		0.00
	TOTAL (A)+(B)	23,704	63,651,879	62,392,610	100.00	100.00		0.00
(C)	Shares held by Custodians and against which Depository Receipts have been issued							
1	Promoter and Promoter Group	0	0	0	0	0.00		0.00
2	Public	0	0	0	0	0.00		0
	Sub-Total (C)	0	0	0	0	0		0
	GRAND TOTAL (A)+(B)+(C)	23,704	63,651,879	62,392,610	100.00	100.00		0.00




Sr.No	Notes
1	Includes holding of Mrs. Shakun Oswal, Mrs. Suchita Jain, Ms. Soumya Jain and Ms. Sagarika Jain, being relatives of Promoter Mr. S.P. Oswal
2	
3	
4	
5	
6	
7	
8	
9	




(D)(b) Statement showing holding of securities (including shares, warrants, convertible securities) of persons belonging to the category "Promoter and Promoter Group"												
Sr.	Name of the shareholder	Details of Shares held	Encumbered shares (*)	Details of warrants	Details of convertible securities	Total shares (including underlying shares assuming full conversion of warrants and convertible securities) as a % of diluted share capital						
No.	(i)	(ii)	(iii)	(iv)	(v)	(vi)	(vii)	(viii)	(ix)	(x)	(xi)	(xii)
		Number of shares held	As a % of grand total (A)+(B)+(C)	No.	As a percentage (v)=(vi)/(iii)*100	As a % of grand total (A)+(B)+(C) of sub-class (D)(a)	Number of warrants held	As a % total number of warrants of the same class	Number of convertible securities held	As a % total number of convertible securities of the same class		
1	Adinath Investment & Trading Company	12,947,815	20.34	0	0.00	0.00	0	0	0	0	0	0
2	Deyvika Investment & Trading Company (P) Limited	5,540,887	8.70	0	0.00	0.00	0	0	0	0	0	0
3	Famigo Finance & Investment Company Limited	590,513	0.93	0	0.00	0.00	0	0	0	0	0	0
4	Antikesh Investments (P) Limited	357,501	0.56	0	0.00	0.00	0	0	0	0	0	0
5	Marshall Investment and Trading Co. Pvt. Ltd.	545,516	0.86	0	0.00	0.00	0	0	0	0	0	0
6	Ramanya Finance and Investment Co. Ltd.	470,046	0.74	0	0.00	0.00	0	0	0	0	0	0
7	Santon Finance and Investment Company Limited	505,609	0.79	0	0.00	0.00	0	0	0	0	0	0
8	Plaza Trading Co.(P) Ltd.	840	0.00	0	0.00	0.00	0	0	0	0	0	0
9	Pradeep Mercantile Co.(P) Ltd.	103,782	0.16	0	0.00	0.00	0	0	0	0	0	0
10	Strestra Holdings Limited	172,005	0.27	0	0.00	0.00	0	0	0	0	0	0
11	Syracuse Investment & Trading Co.(P) Ltd.	27,615	0.04	0	0.00	0.00	0	0	0	0	0	0
12	Mahaur Spinning Mills Private Limited	108,628	0.17	0	0.00	0.00	0	0	0	0	0	0
13	Mr. S.P. Oswal	643,156	1.01	0	0.00	0.00	0	0	0	0	0	0
14	Shri Paul and Sons (HUF)	28,453	0.04	0	0.00	0.00	0	0	0	0	0	0
15	Shaktin Oswal	153,583	0.24	0	0.00	0.00	0	0	0	0	0	0
16	Suchita Jain	281,394	0.41	0	0.00	0.00	0	0	0	0	0	0
17	Suchita Jain	40,005	0.06	0	0.00	0.00	0	0	0	0	0	0
18	Souravya Jain	7,980	0.01	0	0.00	0.00	0	0	0	0	0	0
19	Saagrika Jain	7,740	0.01	0	0.00	0.00	0	0	0	0	0	0
20	Eastern Trading Co.	59,040	0.09	0	0.00	0.00	0	0	0	0	0	0
21	Ambat Syndicate	86,255	0.14	0	0.00	0.00	0	0	0	0	0	0
22	Northern Trading Co.	82,569	0.13	0	0.00	0.00	0	0	0	0	0	0
23	Paras Syndicate	91,552	0.14	0	0.00	0.00	0	0	0	0	0	0
24	Vardman Holdings Limited	15,402,598	24.20	0	0.00	0.00	0	0	0	0	0	0
25	VTL Investments Limited	1,134,000	1.78	0	0.00	0.00	0	0	0	0	0	0
TOTAL		39,370,013	61.85	0	0.00	0.00	0	0	0	0	0	0
												64.26

(*) The term "encumberance" has the same meaning as assigned to it in regulation 28(3) of the SAST Regulations, 2011



(D)(X) Statement showing holding of securities (including shares, warrants, convertible securities) of persons belonging to the category "Public" and holding more than 1% of the total number of shares

Sr. No.	Name of the shareholder	Number of shares held	Shares as a percentage of total number of shares (A)+(B)+(C) indicated in Statement at para (1)(a) above	Details of warrants		Details of convertible securities		Total shares (including underlying shares assuming full conversion of warrants and convertible securities) as a % of diluted share capital
				Number of warrants held	As a % of total number of warrants of the same class	Number of convertible securities held	% w.r.t total convertible securities of the same class	
1	IDFC Premier Equity Fund	3,708,000	5.83	0	0	0	0	0
2	Baring India Private Equity Fund III Listed Investments limited	2,002,936	3.15	0	0	0	0	0
3	ICICI Prudential Value Discovery Fund	943,820	1.48	0	0	0	0	0
4	Franklin Templeton Investment Funds	2,857,321	4.49	0	0	0	0	0
5	Matnavi Shares Trust	1,598,741	2.51	0	0	0	0	0
TOTAL		11,110,818	17.46	0	0	0	0	0



(1)(c)(ii) Statement showing holding of securities (including shares, warrants, convertible securities) of persons (together with PAC) belonging to the category "Public" and holding more than 5% of the total number of shares of the company.

Sr. No.	Name(s) of the shareholder(s) and the Persons Acting in Concert (PAC) with them	Number of shares	Shares as a percentage of total number of shares i.e., Grand Total (A)+(B)+(C) indicated in Statement at para (1)(a) above}	Details of warrants		Details of convertible securities		Total shares (including underlying shares assuming full conversion of warrants and convertible securities) as a % of diluted share capital
				Number of warrants	As a % total number of warrants of the same class	Number of convertible securities held	% w.r.t total number of convertible securities of the same class	
1	IDFC Premier Equity Fund	3,708,000	5.83	0	0	0	0	0
TOTAL		3708000	5.83	0	0	0	0	0



(1)(d) Statement showing details of locked-in shares			
Sr. No.	Name of the shareholder	Number of locked-in shares	Locked-in shares as a percentage of total number of shares {i.e., Grand Total (A)+(B)+(C) indicated in Statement at para (1)(a) above}
1			0.00
2			0.00
3			0.00
4			0.00
5			0.00
6			0.00
7			0.00
8			0.00
9			0.00
TOTAL		0	0.00



(II)(a) Statement showing details of Depository Receipts (DRs)				
Sr. No.	Type of outstanding DR (ADRs, GDRs, SDRs, etc.)	Number of outstanding DRs	Number of shares underlying outstanding DRs	Shares underlying outstanding DRs as a percentage of total number of shares (i.e., Grand Total (A)+(B)+(C) indicated in Statement at para (I)(a) above)
1				0.00
2				0.00
3				0.00
4				0.00
5				0.00
6				0.00
7				0.00
8				0.00
9				0.00
TOTAL		0	0	0.00



(ii)(b) Statement showing holding of Depository Receipts (DRs), where underlying shares held by "promoter/promoter group" are in excess of 1% of the total number of shares

Sr. No.	Name of the DR Holder	Type of outstanding DR (ADRs, GDRs, SDRs, etc.)	Number of shares underlying outstanding DRs	Shares underlying outstanding DRs as a percentage of total number of shares {i.e., Grand Total (A)+(B)+(C) indicated in Statement at para (i)(a) above}
1				0.00
2				0.00
3				0.00
4				0.00
5				0.00
6				0.00
7				0.00
8				0.00
9				0.00
TOTAL			0	0.00

