

Name of the Company: Vision Corporation Limited

Scrip Code, Name of the Scrip, class of the Security: 531668, VISIONCO, Equity

Quarter ended : 31st December, 2014

Partly Paid up shares	No. of the partly paid up shares	As a % of total no. of partly paid up shares	As a % of total no. of shares of the Company
Held by promoters/promoters group	0	0	0
Held by public	0	0	0
TOTAL	0	0	0
Outstanding convertible securities:-	No. of outstanding securities	As a % of total No. of outstanding convertible securities	As a % of total no. of shares of the company, assuming full conversion of the convertible securities
Held by promoter/promoter group	0	0	0
Held by public	0	0	0
TOTAL	0	0	0
Warrants:-	No. of warrants	As a % of total No. of outstanding warrants	As a % of total no. of shares of the company, assuming full conversion of the warrants
Held by promoter/promoter group	0	0	0
Held by public	0	0	0
TOTAL	0	0	0
Total paid-up capital of the company assuming full conversion of warrants and convertible securities	Rs. 199701000 (19970100 Equity Share capital of Rs. 10/-)		




For VISION CORPORATION LIMITED

[Signature]
Managing Director

Statement Showing Shareholding Pattern as on 31st December, 2014


Category code	Category of Shareholder	Number of Shareholders	Table (I)(a)		Total shareholding as a percentage of total number of shares		Shares Pledged or otherwise encumbered	
			Total number of shares	Number of shares held in dematerialized form	As a percentage of (A+B)1	As a percentage of (A+B+C)	Number of shares	As a percentage
			(IV)	(V)	(VI)	(VII)	(VIII)	(IX) = (VIII)/(IV)*100
(I)	(II)	(III)	(IV)	(V)	(VI)	(VII)	(VIII)	(IX) = (VIII)/(IV)*100
(A)	Shareholding of Promoter and Promoter Group							
1	Indian							
(a)	Individuals/ HUF	0	0	0	0.00	0.00	0	0.00
(b)	Central Govt./ State Govt.(s)	0	0	0	0.00	0.00	0	0.00
(c)	Bodies Corporate	1	2613981	2613981	13.09	13.09	0	0.00
(d)	Financial Institutions/ Banks	0	0	0	0.00	0.00	0	0.00
(e)	Any Others(Specify)							
(e-i)	Directors	1	222500	222500	1.11	1.11	0	0.00
	Sub Total(A)(1)	2	2836481	2836481	14.20	14.20	0.00	0.00
2	Foreign							
a	Individuals (NRI/Foreign Individuals)	0	0	0	0.00	0.00	0	0.00
b	Bodies Corporate	0	0	0	0.00	0.00	0	0.00
c	Institutions	0	0	0	0.00	0.00	0	0.00
d	Qualified Foreign Investor	0	0	0	0.00	0.00	0	0.00
e	Any Others(Specify)	0	0	0	0.00	0.00	0	0.00
	Sub Total(A)(2)	0	0	0	0.00	0.00	0	0.00
	Total Shareholding of Promoter and Promoter Group (A)= (A)(1)+(A)(2)	2	2836481	2836481	14.20	14.20	0	0
(B)	Public shareholding							
1	Institutions							
(a)	Mutual Funds/ UTI	0	0	0	0.00	0.00	0	0.00
(b)	Financial Institutions / Banks	0	0	0	0.00	0.00	0	0.00
(c)	Central Government/ State Government	0	0	0	0.00	0.00	0	0.00
(d)	Venture Capital Funds	0	0	0	0.00	0.00	0	0.00
(e)	Insurance Companies	0	0	0	0.00	0.00	0	0.00
(f)	Foreign Institutional Investors	0	0	0	0.00	0.00	0	0.00
(g)	Foreign Venture Capital Investors	0	0	0	0.00	0.00	0	0.00
(h)	Qualified Foreign Investor	0	0	0	0.00	0.00	0	0.00
(i)	Any Other (specify)	0	0	0	0.00	0.00	0	0.00
	Sub-Total (B)(1)	0	0	0	0.00	0.00	0	0.00
B 2	Non-institutions							
(a)	Bodies Corporate	113	1903052	1899952	9.53	9.78	0	0.00
(b)	Individuals							
I	Individual shareholders holding nominal share capital up to Rs. 1 lakh	4672	6267906	5882296	31.39	30.28	0	0.00
II	Individual shareholders holding nominal share capital in excess of Rs. 1 lakh	224	8387934	8230934	42.00	42.37	0	0.00
(c)	Qualified Foreign Investor	0	0	0	0.00	0.00	0	0.00
(d)	Any Other (specify)							



For VISION CORPORATION LIMITED

Managing Director

(d-i)	Others	0	0	0	0.00	0.00	0	0.00
(d-ii)	Clearing member	1	5	5	0.00	0.00	0	0.00
(d-iii)	NRIs	35	549722	549722	2.75	2.83	0	0.00
(d-iv)	Trusts	1	5000	5000	0.03	0.03	0	0.00
(d-v)	Directors	1	20000	20000	0.10	0.10	0	0.00
	Sub-Total (B)(2)	5047	17133619	16587909	85.80	85.40	0	0.00
	Total Public Shareholding (B)= (B)(1)+(B)(2)	5047	17133619	16587909	85.80	85.40	0	0.00
	TOTAL (A)+(B)	5049	19970100	19424390	100.00	100.00	0	0.00
	Shares held by Custodians and against which Depository Receipts have been issued							
(C)								
1	Promoter and Promoter Group	0	0	0	0.00	0.00	0	0.00
2	Public -	0	0	0	0.00	0.00	0	0.00
	Sub-Total (C)	0	0	0	0.00	0.00	0	0.00
	GRAND TOTAL (A)+(B)+(C)	5049	19970100	19424390	100.00	100.00	0	0.00




For VISION CORPORATION LIMITED

[Handwritten Signature]
Managing Director

(I)(b) Statement showing holding of securities (including shares, warrants, convertible securities) of persons belonging to the category "Promoter and Promoter Group" (31st December, 2014)											
Sr. No.	Name of the shareholder	Details of Shares held		Encumbered shares (*)			Details of warrants		Details of convertible securities		Total shares (including underlying shares assuming full conversion of warrants and convertible securities) as a % of diluted share capital
		Number of shares held	As a % of grand total (A) + (B) + (C)	No.	As a percentage	As a % of grand total (A)+(B)+(C) of sub-clause (I)(a)	Number of warrants held	As a % Total Number of warrants of the same Class	Number of convertible securities held	As a % Total Number of convertible securities of the same Class	
(I)	(II)	(III)	(IV)	(V)	(VI)	(VII)	(VIII)	(IX)	(X)	(XI)	(XII)
1	ASHOK KUMAR MISHRA	222500	1.11	0	0.00	0.00	0	0.00	0	0.00	0.00
2	MORRIES TRADING PRIVATE LIMITED	2613981	13.09	0	0.00	0.00	0	0.00	0	0.00	0.00
	TOTAL	2836481	14.20	0	0.00	0.00	0	0.00	0	0.00	0.00

(*) The term "encumbrance" has the same meaning as assigned to it in regulation 28(3) of the SAST Regulations, 2011



For VISION CORPORATION LIMITED

Amit Kumar Mishra
Managing Director

Statement showing holding of securities (including shares, warrants, convertible securities) of persons (together with PAC) belonging to the category "Public" and holding more than 5% of the total number of shares of the company as on 31st December, 2014.								
Sr. No.	Name(s) of the shareholder(s) and the Persons Acting in Concert (PAC) with them	Number of shares	Shares as a percentage of total number of shares (i.e., Grand Total (A)+(B)+(C) indicated in Statement at	Details of warrants		Details of convertible		Total shares (including underlying shares assuming full Conversion of warrants and convertible securities) as a %
				Number of warrants	As a % Total Number of warrants of the same Class	Number of convertible securities held	% w.r.t Total Number of convertible securities of the same Class	
1	NIL	0	0.00	0	0.00	0	0.00	0.00
	TOTAL	0	0.00	0	0.00	0	0.00	0.00



For VISION CORPORATION LIMITED

Ashish
Managing Director

(I)(d) Statement showing details of locked-in shares as on 31st December, 2014				
Sr. No.	Name of the shareholder	Number of locked-in shares	Locked-in shares as a percentage of total number of shares (i.e., Grand Total (A)+(B)+(C) indicated in Statement at para (I)(a) above)	Promoter / Promoter Group / Public
1	NIL	0	0.00	0
	TOTAL	0	0.00	0



For VISION CORPORATION LIMITED

[Handwritten Signature]
Managing Director

(II)(a) Statement showing details of Depository Receipts (DRs) as on 31st December, 2014				
Sr. No.	Type of outstanding DR (ADRs, GDRs, SDRs, etc.)	Number of outstanding DRs	Number of shares underlying outstanding DRs	Shares underlying outstanding DRs as a percentage of total number of shares (i.e., Grand Total (A)+(B)+(C) indicated in Statement at para II(a) above)
1		0	0	0
	TOTAL	0	0	0



For VISION CORPORATION LIMITED

A. S. Kulkarni
Managing Director

(ii)(b) Statement showing holding of Depository Receipts (DRs), where underlying shares held by 'promoter/promoter group' are in excess of 1% of the total number of shares as on 31st December, 2014				
Sr. No.	Name of the DR Holder	Type of outstanding DR (ADRs, GDRs, SDRs, etc.)	Number of shares underlying outstanding DRs	Shares underlying outstanding DRs as a percentage of total number of shares (i.e., Grand Total (A)+(B)+(C) indicated in Statement at para (i)(a) above)
1			0	0
TOTAL			0	0



For VISION CORPORATION LIMITED

Ali...
Managing Director

20141231
 20141231