



Introductory sub-table (I)(a)

Name of the Company: GOODYEAR INDIA LIMITED			
Scrip Code, Name of the scrip, class of security: 500168, GOODYR, EQUITY			
Quarter ended: SEPT 30, 2015			
Partly paid-up shares:-	No. of partly paid-up shares	As a % of total no. of partly paid-up shares	As a % of total no. of shares of the company
Held by promoter/promoter group	0		0
Held by public	0		0
Total - D	0		0
Outstanding convertible securities:-			
No. of outstanding securities	As a % of total no. of outstanding convertible securities	As a % of total no. of shares of the company, assuming full conversion of the convertible securities	
Held by promoter/promoter group	0		0
Held by public	0		0
Total - E	0		0
Warrants:-			
No. of warrants	As a % of total no. of warrants	As a % of total no. of shares of the company, assuming full conversion of warrants	
Held by promoter/promoter group	0		0
Held by public	0		0
Total - F	0		0
Total paid-up capital of the company, assuming full conversion of warrants and convertible securities			
INR 230665070(23066507) SHARES OF INR 10 EACH			



Statement Showing Shareholding Pattern

Category of Shareholder code	Number of Shareholders	Total number of shares	Table (I)(a)		Total shareholding as a percentage of total number of shares	Shares Pledged or otherwise encumbered
			Number of shares held in dematerialized form	As a percentage of (A+B) ¹		
(II)	(III)	(IV)	(V)	(VI)	(VII)	(VIII)
(IX) = (VII)/(IV)*100						
(A) Shareholding of Promoter and Promoter Group ²						
1 Indian						
(a) Individuals/ Hindu Undivided Family						
(b) Central Government/ State Government(s)						
(c) Bodies Corporate						
(d) Financial Institutions/ Banks						
(e) Any Others (Specify)						
(e-i)						
(e-ii)						
Sub Total(A)(1)						
2 Foreign						
a Individuals (Non-Residents Individuals/ Foreign Individuals)						
b Bodies Corporate						
c Institutions						
d Qualified Foreign Investor						
e Any Others (specify)						
e-i						
e-ii						
Sub Total(A)(2)						
Total Shareholding of Promoter and Promoter Group (A) = (A)(1)+(A)(2)	1	17069215	17069215	74.00000	74.00000	0
	1	17069215	17069215	74.00000	74.00000	0



Statement Showing Shareholding Pattern

Category of Shareholder code	Category of Shareholder	Table (I)(a)				Total shareholding as a percentage of total number of shares		Shares Pledged or otherwise encumbered			
		Number of Shareholders	Total number of shares	Number of shares held in dematerialized form	As a percentage of (A+B) ¹	As a percentage of (A+B+C)	Number of shares	As a percentage (IX) = (VIII)/(V)*100			
									(III)	(IV)	(V)
(I)											
(B)											
I	Public shareholding Institutions										
(a)	Mutual Funds/ UTI		8	1813901	1813801		7.86379		7.86379		
(b)	Financial Institutions /Banks		43	20113	12097		0.08720		0.08720		
(c)	Central Government/ State Government(s)		0	0	0		0.00000		0.00000		
(d)	Venture Capital Funds		0	0	0		0.00000		0.00000		
(e)	Insurance Companies		2	3936	0		0.01706		0.01706		
(f)	Foreign Institutional Investors		6	194217	194017		0.84199		0.84199		
(g)	Foreign Venture Capital Investors						0.00000		0.00000		
(h)	Qualified Foreign Investor						0.00000		0.00000		
(i)	Any Other (specify)						0.00000		0.00000		
(i-i)							0.00000		0.00000		
(i-ii)							0.00000		0.00000		
	Sub-Total (B)(I)		59	2032167	2019915		8.81003		8.81003		



GR

3/11

Statement Showing Shareholding Pattern


Category of Shareholder code	Table (I)(a)	Number of Shareholders		Total number of shares	Number of shares held in dematerialized form	Total shareholding as a percentage of total number of shares		Shares Pledged or otherwise encumbered		
		(III)	(IV)			(V)	As a percentage of (A+B) ¹	(VII)	Number of shares	As a percentage (IX)=(VIII)/(IV)*100
(I)	(II)									
B 2 Non-institutions										
(a) Bodies Corporate										
(b) Individuals		401	692352	684683	3.01078	3.01078				
I										
ii. Individual shareholders holding nominal share capital up to Rs 1 lakh		27287	2664566	1945250	11.55167	11.55167				
(c) Qualified Foreign Investor		17	340798	340798	1.47746	1.47746				
(d) Any Other (specify)					0.00000	0.00000				
(d-i) Trusts										
(d-ii) Non Resident Indian		10	6252	6123	0.02710	0.02710				
(d-iii) Clearing Members		283	144660	134550	0.62714	0.62714				
(d-iv) Hindu Undivided Families		36	7110	7110	0.03082	0.03082				
		388	109387	109387	0.47422	0.47422				
Sub-Total (B)(2)										
(B) Total Public Shareholding (B)=(B)(1)+(B)(2)		28422	3965125	3227881	17.18997	17.18997				
		28481	5997292	5245796	26.00000	26.00000				
TOTAL (A)+(B)										
		28482	23066507	22315011	100.00000	100.00000				
(C) Shares held by Custodians and against which Depository Receipts have been issued										
1 Promoter and Promoter Group		0	0	0	0.00000	0.00000				
2 Public		0	0	0	0.00000	0.00000				
Sub-Total (C)		0	0	0	0.00000	0.00000				
		0	0	0	0.00000	0.00000				
GRAND TOTAL (A)+(B)+(C)		28482	23066507	22315011		100.00000				



Handwritten initials

4/11

Sr.No	Notes
1	
2	
3	
4	
5	
6	
7	
8	
9	



GR

(1)(b) Statement showing holding of securities (including shares, warrants, convertible securities) of persons belonging to the category "Promoter and Promoter Group"

Sr. No.	Name of the shareholder	Details of Shares held		Encumbered shares (*)			Details of warrants			Details of convertible securities		Total shares (including underlying shares assuming full conversion of warrants and convertible securities) as a % of diluted share capital
		Number of shares held	As a % of grand total (A)+(B)+(C)	No.	As a percentage (VI)=(V/III)*100	As a % of grand total (A)+(B)+(C) of sub-clause (I)(a)	Number of warrants held	As a % total number of warrants of the same class	Number of convertible securities held	As a % total number of convertible securities of the same class		
(i)	(ii)	(iii)	(iv)	(v)	(vi)	(vii)	(viii)	(ix)	(x)	(xi)	(xii)	
1	GOODYEAR ORIENT COMPANY (PRIVATE) LIMITED	17069215	74.00000	0	0.00	0.00	0					
TOTAL		17069215	74.00000	0	0.00	0.00	0				0	

(*) The term "encumbrance" has the same meaning as assigned to it in regulation 28(3) of the SAST Regulations, 2011



PR

6/11


(d)(c)(i) Statement showing holding of securities (including shares, warrants, convertible securities) of persons belonging to the category "Public" and holding more than 1% of the total number of shares

Sr. No.	Name of the shareholder	Number of shares held	Shares as a percentage of total number of shares {i.e., Grand Total (A)+(B)+(C) indicated in Statement at para (D)(a) above}	Details of warrants		Details of convertible securities		Total shares (including underlying shares assuming full conversion of convertible securities) as a % of diluted share capital
				Number of warrants held	As a % of total warrants of the same class	Number of convertible securities held	% w.r.t total convertible securities of the same class	
1	SBI MUTUAL FUND UNDER ITS VARIOUS SCHEMES (SBI MAGNUM BALANCED FUND with 700000 Equity shares & 3.03470%, SBI EMERGING BUSINESSES FUND with 977793 Equity shares & 4.23902%)	1677793	7.27	0	0	0	0	
			0.00	0	0	0	0	
TOTAL		1677793	7.27	0.00	0.00	0.00	0.00	0.00



(D)(d) Statement showing details of locked-in shares


Sr. No.	Name of the shareholder	Number of locked-in shares	Locked-in shares as a (%) percentage of total number of shares {i.e., Grand Total (A)+(B)+(C) indicated in Statement at para (D)(a) above}	Promoter / Promoter Group / Public
1	0	0	0.00	0
2	0	0	0.00	0
3	0	0	0.00	0
4	0	0	0.00	0
5	0	0	0.00	0
6	0	0	0.00	0
7	0	0	0.00	0
8	0	0	0.00	0
Total		0	0.00	0



Dr

(1)(c)(ii) Statement showing holding of securities (including shares, warrants, convertible securities) of persons (together with PAC) belonging to the category "Public" and holding more than 5% of the total number of shares of the company

Sr. No.	Name(s) of the shareholder(s) and the Persons Acting in Concert (PAC) with them	Number of shares	Shares as a percentage of total number of shares {i.e., Grand Total (A)+(B)+(C) indicated in Statement at para (1)(a) above}	Details of warrants		Details of convertible securities		Total shares (including underlying shares assuming full conversion of warrants and convertible securities) as a % of diluted share capital
				Number of warrants	As a % total number of warrants of the same class	Number of convertible securities held	% w.r.t total number of convertible securities of the same class	
1	SBI MUTUAL FUND UNDER ITS VARIOUS SCHEMES (SBI MAGNUM BALANCED FUND with 700000 Equity shares & 3.03470%, SBI EMERGING BUSINESSES FUND with 977793 Equity shares & 4.23902%)	1677793	7.27	0	0	0	0	0
TOTAL		1677793	7.27	0	0	0	0	0



(II)(a) Statement showing details of Depository Receipts (DRs)

Sr. No.	Type of outstanding DR (ADRs, GDRs, SDRs, etc.)	Number of outstanding DRs	Number of shares underlying outstanding DRs	Shares underlying outstanding DRs as a percentage of total number of shares {i.e., Grand Total (A)+(B)+(C) indicated in Statement at para (I)(a) above}
	0	0	0	0.00
	0	0	0	0.00
	0	0	0	0.00
	0	0	0	0.00
	0	0	0	0.00
	0	0	0	0.00
	0	0	0	0.00
	0	0	0	0.00
	0	0	0	0.00
	0	0	0	0.00
	0	0	0	0.00
	0	0	0	0.00
	0	0	0	0.00
	0	0	0	0.00
	0	0	0	0.00
TOTAL	0	0	0	0.00



GR

(II)(b) Statement showing holding of Depository Receipts (DRs), where underlying shares held by "promoter/promoter group" are in excess of 1% of the total number of shares

Sr. No.	Name of the DR Holder	Type of outstanding DR (ADRs, GDRs, SDRs, etc.)	Number of shares underlying outstanding DRs	Shares underlying outstanding DRs as a percentage of total number of shares {i.e., Grand Total (A)+(B)+(C) indicated in Statement at para (I)(a) above}
1	0	0	0	0.00
2	0	0	0	0.00
3	0	0	0	0.00
4	0	0	0	0.00
5	0	0	0	0.00
6	0	0	0	0.00
7	0	0	0	0.00
8	0	0	0	0.00
9	0	0	0	0.00
	0	0	0	0.00
	0	0	0	0.00
TOTAL	0	0	0	0.00

CERTIFIED TRUE COPY
For GOODYEAR INDIA LIMITED

[Signature]
Company Secretary

