



(1)(a) STATEMENT SHOWING SHAREHOLDING PATTERN IN CLAUSE-35			
NAME OF THE COMPANY: KAMEDHENU ISPAT LTD		Name of the Scrip:	
SCRIP CODE: 532741			
Class of Security:			
QUARTER ENDED: 30/09/2015			
	No. of partly paid-up shares	As a % of total no. of partly paid-up shares	As a % of total no. of shares of the Company.
Partly paid-up shares			
Held by promoter/promoter group	0	0	0
Held by Public	0	0	0
<b>Total:</b>	<b>0</b>	<b>0</b>	<b>0</b>
			As a % of total no. of shares of the Company assuming full conversion of the convertible securities
Outstanding convertible securities:		As a % of total no. of outstanding convertible securities.	
Held by promoter/promoter group	0	0	0
Held by Public	0	0	0
<b>Total:</b>	<b>0</b>	<b>0</b>	<b>0</b>
			As a % of total no. of shares of the Company, assuming full conversion of warrants
Warrants:		As a % of total no. of warrants	
Held by promoter/promoter group	0	0	0
Held by Public	0	0	0
<b>Total:</b>	<b>0</b>	<b>0</b>	<b>0</b>
<b>Total paid-up capital of the Company, assuming full conversion of warrants and convertible securities</b>	<b>23400000</b>	<b>0</b>	<b>100.00</b>






CATEGORY CODE	CATEGORY OF SHAREHOLDER (II)	NO OF SHAREHOLDERS (III)	TOTAL NUMBER OF SHARES (IV)	NO OF SHARES HELD IN DEMATERIALIZED FORM (V)	TOTAL SHAREHOLDING AS A % OF TOTAL NO OF SHARES		SHARES PLEDGE OR OTHERWISE ENCUMBERED
					AS a PERCENTAGE of (A+B) (VI)	As a PERCENTAGE of (A+B+C) (VII)	
(f)	(II)	(III)	(IV)	(V)	(VI)	(VII)	(IX)=(VIII)/(IV)*100
(A)	PROMOTER AND PROMOTER GROUP						
(1)	INDIAN						
(a)	Individual /HUF	16	8486742	8486742	36.27	36.27	0.00
(b)	Central Government/State Government(s)	0	0	0	0.00	0.00	0.00
(c)	Bodies Corporate	6	7704018	7704018	32.92	32.92	0.00
(d)	Financial Institutions / Banks	0	0	0	0.00	0.00	0.00
(e)	Others	0	0	0	0.00	0.00	0.00
	Sub-Total A(1) :	22	16190760	16190760	69.19	69.19	0.00
(2)	FOREIGN						
(a)	Individuals (NRIs/Foreign Individuals)	0	0	0	0.00	0.00	0.00
(b)	Bodies Corporate	0	0	0	0.00	0.00	0.00
(c)	Institutions	0	0	0	0.00	0.00	0.00
(d)	Qualified Foreign Investor	0	0	0	0.00	0.00	0.00
(e)	Others	0	0	0	0.00	0.00	0.00
	Sub-Total A(2) :	0	0	0	0.00	0.00	0.00
	Total A=A(1)+A(2)	22	16190760	16190760	69.19	69.19	0.00
(B)	PUBLIC SHAREHOLDING						
(1)	INSTITUTIONS						
(a)	Mutual Funds /UTI	0	0	0	0.00	0.00	0.00
(b)	Financial Institutions /Banks	1	700	700	0.00	0.00	0.00
(c)	Central Government / State Government(s)	0	0	0	0.00	0.00	0.00
(d)	Venture Capital Funds	0	0	0	0.00	0.00	0.00
(e)	Insurance Companies	0	0	0	0.00	0.00	0.00
(f)	Foreign Institutional Investors	0	0	0	0.00	0.00	0.00
(g)	Foreign Venture Capital Investors	0	0	0	0.00	0.00	0.00
(h)	Qualified Foreign Investor	0	0	0	0.00	0.00	0.00
(i)	Others	0	0	0	0.00	0.00	0.00
	Sub-Total B(1) :	1	700	700	0.00	0.00	0.00
(2)	NON-INSTITUTIONS						
(a)	Bodies Corporate	227	976035	976035	4.17	4.17	0.00
(b)	Individuals						



CATEGORY CODE (I)	CATEGORY OF SHAREHOLDER (II)	NO OF SHAREHOLDERS (III)	TOTAL NUMBER OF SHARES (IV)	NO OF SHARES HELD IN DEMATERIALIZED FORM (V)	TOTAL SHAREHOLDING AS A % OF TOTAL NO OF SHARES			SHARES PLEDGE OR OTHERWISE ENCUMBERED
					AS a PERCENTAGE of (A+B) (VI)	As a PERCENTAGE of (A+B+C) (VII)	NUMBER OF SHARES AS a PERCENTAGE (IX)=(VIII)/(IV)*100	
	(i) Individuals holding nominal share capital upto Rs.1 lakh	8810	3139280	3132072	13.42	13.42	13.42	
	(ii) Individuals holding nominal share capital in excess of Rs.1 lakh	53	3041084	3041084	13.00	13.00	13.00	
(c)	Others							
	CLEARING MEMBERS	11	4458	4458	0.02	0.02	0.02	
	NON RESIDENT INDIANS	24	47683	47683	0.20	0.20	0.20	
(d)	Qualified Foreign Investor	0	0	0	0.00	0.00	0.00	
	Sub-Total B(2) :	9125	7208540	7201332	30.81	30.81	30.81	
	Total B=B(1)+B(2) :	9126	7209240	7202032	30.81	30.81	30.81	
	Total (A+B) :	9148	23400000	23392792	100.00	100.00	100.00	
(C)	Shares held by custodians, against which Depository Receipts have been issued							
(1)	Promoter and Promoter Group	0	0	0	0.00	0.00	0.00	
(2)	Public	0	0	0	0.00	0.00	0.00	
	<b>GRAND TOTAL (A+B+C) :</b>	<b>9148</b>	<b>23400000</b>	<b>23392792</b>	<b>100.00</b>	<b>100.00</b>	<b>0.00</b>	<b>0.00</b>




Name of the Shareholder	Details of Shares held			Encumbered shares (*)			Details of Warrants			Details of convertible securities			Total Shares (including underlying shares assuming full conversion of warrants and convertible securities) as a % of diluted share capital	
	No. of Shares held (III)	As a % of grand total (A)+(B)+(C) (IV)	Pledge Shares (V)	AS a percentage (VI)=(V)/(III)*100 (VII)	AS a % of grand total (A) + (B) + (C) of sub-clause (I)(a) (VII)	Number of warrants held (VIII)	As a % total number of warrants of the same class (IX)	Number of convertible securities held (X)	As a % total number of convertible securities of the same class (XI)					
														(III)
KAMDHENU OVERSEAS LIMITED	2999873	12.82	0	0.00	0.00	0	0.00	0	0.00	0	0.00	0	0.00	12.82
KAMDHENU PAINT INDUSTRIES LIMITED	1501701	6.42	0	0.00	0.00	0	0.00	0	0.00	0	0.00	0	0.00	6.42
KAMDHENU CONCAST LIMITED	3413510	6.04	0	0.00	0.00	0	0.00	0	0.00	0	0.00	0	0.00	6.04
SARITA AGARWAL	1354450	5.79	0	0.00	0.00	0	0.00	0	0.00	0	0.00	0	0.00	5.79
SUNIL KUMAR AGARWAL	1295292	5.54	0	0.00	0.00	0	0.00	0	0.00	0	0.00	0	0.00	5.54
SATISH KUMAR AGARWAL	1281842	5.48	0	0.00	0.00	0	0.00	0	0.00	0	0.00	0	0.00	5.48
SHAFALI AGARWAL	763842	3.26	0	0.00	0.00	0	0.00	0	0.00	0	0.00	0	0.00	3.26
SACHIN AGARWAL	673719	2.88	0	0.00	0.00	0	0.00	0	0.00	0	0.00	0	0.00	2.88
KAMDHENU INFRADEVELOPERS LIMITED	600000	2.56	0	0.00	0.00	0	0.00	0	0.00	0	0.00	0	0.00	2.56
KAMDHENU NUTRIENTS PRIVATE LIMITED	600000	2.56	0	0.00	0.00	0	0.00	0	0.00	0	0.00	0	0.00	2.56
KANZ STEEL LIMITED	588934	2.52	0	0.00	0.00	0	0.00	0	0.00	0	0.00	0	0.00	2.52
SAURABH AGARWAL	576500	2.46	0	0.00	0.00	0	0.00	0	0.00	0	0.00	0	0.00	2.46
RADHA AGARWAL	541877	2.32	0	0.00	0.00	0	0.00	0	0.00	0	0.00	0	0.00	2.32
SATISH KUMAR AGARWAL	365500	1.56	0	0.00	0.00	0	0.00	0	0.00	0	0.00	0	0.00	1.56
SHATUL AGARWAL	337700	1.44	0	0.00	0.00	0	0.00	0	0.00	0	0.00	0	0.00	1.44
SUNIL KUMAR	300280	1.28	0	0.00	0.00	0	0.00	0	0.00	0	0.00	0	0.00	1.28
SHIVANI AGARWAL	255235	1.09	0	0.00	0.00	0	0.00	0	0.00	0	0.00	0	0.00	1.09
PRIYANKA AGARWAL	244129	1.04	0	0.00	0.00	0	0.00	0	0.00	0	0.00	0	0.00	1.04
ISHITA AGARWAL	210716	0.90	0	0.00	0.00	0	0.00	0	0.00	0	0.00	0	0.00	0.90
SOMYA AGARWAL	144660	0.62	0	0.00	0.00	0	0.00	0	0.00	0	0.00	0	0.00	0.62
AYUSH AGARWAL	90600	0.39	0	0.00	0.00	0	0.00	0	0.00	0	0.00	0	0.00	0.39
AYUSH AGARWAL	50000	0.21	0	0.00	0.00	0	0.00	0	0.00	0	0.00	0	0.00	0.21
<b>TOTAL :</b>	<b>16190760</b>	<b>69.19</b>	<b>0</b>	<b>0.00</b>	<b>0.00</b>	<b>0</b>	<b>0.00</b>	<b>0</b>	<b>0.00</b>	<b>0</b>	<b>0.00</b>	<b>0</b>	<b>0.00</b>	<b>69.19</b>



Statement showing holding of securities (including shares, warrants, convertible securities) of persons belonging to the category "Public" and holding more than 1% of the total number of shares

Name of the shareholder	Number of shares held	Shares as a percentage of total number of shares (i.e., Grant total (A)+(B)+(C) indicated in Statement at para (i)(a) above)	Details of warrants			Details of convertible securities			Total shares (including underlying shares assuming full conversion of warrants and convertible securities) as a % of diluted share capital
			Number of warrants held	As a % total number of warrants of the same class	Number of convertible securities held	% w.r.t total number of convertible securities of the same class			
PRADDEEP KUMAR GARG	397438	1.70	0	0.00	0	0.00	1.70		
SANGEETHA S	348190	1.49	0	0.00	0	0.00	1.49		
INDIAN SECURITIES LIMITED	266330	1.14	0	0.00	0	0.00	1.14		
THREE DEE EXIM PRIVATE LIMITED	234500	1.00	0	0.00	0	0.00	1.00		
<b>TOTAL :</b>	<b>1246458</b>	<b>5.33</b>	<b>0</b>	<b>0.00</b>	<b>0</b>	<b>0.00</b>	<b>5.33</b>		



Statement showing holding of securities (including shares, warrants, convertible securities) of persons (together with PAC) belonging to the category "Public" and holding more than 5% of the total number of shares of the company							
Name(s) of the shareholder(s) and the Persons Acting in Concert (PAC) with shares held	Number of shares held	Shares as a percentage of total number of shares (i.e., Grant total (A)+(B)+(C) indicated in Statement at para (i)(g) above)	Details of warrants		Details of convertible securities		Total shares (including underlying shares assuming full conversion of warrants and convertible securities) as a % of diluted share capital
			Number of warrants held	As a % total number of warrants of the same class	Number of convertible securities held	% w.r.t total number of convertible securities of the same class	
			0	0	0	0	0
<b>TOTAL :</b>			0	0	0	0	0



STATEMENT SHOWING DETAILS OF DEPOSITORY RECEIPTS (DRS)			
(ii)(a)			
Sr.No.	Type of outstanding DR (ADRs,GDRs,SDRs,etc.)	Number of outstanding DRS	Number of shares underlying outstanding DRS
		0	0
<b>TOTAL :</b>		<b>0</b>	<b>0</b>
			Shares underlying outstanding DRS as a percentage of total number of shares {i.e., Grand Total (A)+(B)+(C) indicated in Statement at Para(i)(a) above}





Statement showing Holding of Depository Receipts (DRs), where underlying shares held by "Promoter/Promoter group" are in excess of 1% of the total number shares.				
(ii)(b)	Name of the DR Holder	Type of outstanding DR (ADRs, GDRs, SDRs, etc.)	Number of shares underlying outstanding DRs	Shares underlying outstanding DRs as a percentage of total number of shares (i.e., Grand Total (A)+(B)+(C) indicated in Statement at para(i)(a) above)
	<b>TOTAL :</b>		0	0

