

(1)(a) STATEMENT SHOWING SHAREHOLDING PATTERN IN CLAUSE-35			
NAME OF THE COMPANY:RELIGARE ENTERPRISES LIMITED			
SCRIP CODE:	532915	Name of the Scrip: RELIGARE	
Class of Security:	EQUITY		
QUARTER ENDED:	30/09/2015		
Partly paid-up shares	No. of partly paid-up shares	As a % of total no. of partly paid-up shares	As a % of total no. of shares of the Company.
Held by promoter/promoter group	0	0	0
Held by Public	0	0	0
Total:	0	0	0
Outstanding convertible securities:	No. of outstanding securities	As a % of total no. of outstanding convertible securities.	As a % of total no. of shares of the Company assuming full conversion of the convertible securities
Held by promoter/promoter group	0	0	0
Held by Public	0	0	0
Total:	0	0	0
Warrants:	No. of warrants	As a % of total no. of warrants	As a % of total no. of shares of the Company, assuming full conversion of warrants
Held by promoter/promoter group	0	0	0
Held by Public	0	0	0
Total:	0	0	0
Total paid-up capital of the Company, assuming full conversion of warrants and convertible securities	178329808	0	100




(I)(a) Statement showing -Shareholding Pattern

 Name of the Company : Religare Enterprises Limited
 Scrip Code: NSE: RELIGARE BSE: 532915

Dated 30.09.2015

CATEGORY CODE	CATEGORY OF SHAREHOLDER	NO OF SHAREHOLDERS	TOTAL NUMBER OF SHARES	NO OF SHARES HELD IN DEMATERIALIZED FORM	TOTAL SHAREHOLDING AS A % OF TOTAL NO OF SHARES		SHARES PLEDGE OR OTHERWISE ENCUMBERED	
					AS a PERCENTAGE of (A+B)	As a PERCENTAGE of (A+B+C)	NUMBER OF SHARES	AS a PERCENTAGE
(I)	(II)	(III)	(IV)	(V)	(VI)	(VII)	(VIII)	(IX)=(VIII)/(IV)*100
(A)	PROMOTER AND PROMOTER GROUP							
(1)	INDIAN							
(a)	Individual /HUF	4	22,000,459	22,000,459	12.34	12.34	20,845,000	94.75
(b)	Central Government/State Government(s)	-	-	-	0.00	0.00	-	0.00
(c)	Bodies Corporate	2	68,821,992	68,821,992	38.59	38.59	44,224,257	64.26
(d)	Financial Institutions / Banks	-	-	-	0.00	0.00	-	0.00
(e)	Others - Trust	1	100	100	0.00	0.00	-	0.00
	Sub-Total A(1) :	7	90,822,551	90,822,551	50.93	50.93	65,069,257	71.64
(2)	FOREIGN							
(a)	Individuals (NRIs/Foreign Individuals)	1	50	50	0.00	0.00	-	0.00
(b)	Bodies Corporate	-	-	-	0.00	0.00	-	0.00
(c)	Institutions	-	-	-	0.00	0.00	-	0.00
(d)	Qualified Foreign Investor	-	-	-	0.00	0.00	-	0.00
(e)	Others	-	-	-	0.00	0.00	-	0.00
	Sub-Total A(2) :	1	50	50	0.00	0.00	-	0.00
	Total A=A(1)+A(2)	8	90,822,601	90,822,601	50.93	50.93	65,069,257	71.64
(B)	PUBLIC SHAREHOLDING							
(1)	INSTITUTIONS							
(a)	Mutual Funds /UTI	2	996	996	0.00	0.00	-	0.00
(b)	Financial Institutions /Banks	5	1,612,242	1,612,242	0.90	0.90	-	0.00
(c)	Central Government / State Government(s)	-	-	-	0.00	0.00	-	0.00
(d)	Venture Capital Funds	-	-	-	0.00	0.00	-	0.00
(e)	Insurance Companies	-	-	-	0.00	0.00	-	0.00
(f)	Foreign Institutional Investors	22	26,667,725	26,667,725	14.95	14.95	-	0.00
(g)	Foreign Venture Capital Investors	-	-	-	0.00	0.00	-	0.00
(h)	Qualified Foreign Investor	-	-	-	0.00	0.00	-	0.00
(i)	Others	-	-	-	0.00	0.00	-	0.00
	Sub-Total B(1) :	29	28,280,963	28,280,963	15.86	15.86	-	0.00
(2)	NON-INSTITUTIONS							
(a)	Bodies Corporate	328	19,168,231	19,168,231	10.75	10.75	-	0.00
(b)	Individuals							
	(i) Individuals holding nominal share capital upto Rs.1 lakh	23,276	1,166,205	1,163,388	0.65	0.65	-	0.00
	(ii) Individuals holding nominal share capital in excess of Rs.1 lakh	26	20,603,763	20,603,763	11.55	11.55	-	0.00
(c)	Others							
	FOREIGN BODIES	2	13,014,267	13,014,267	7.30	7.30	-	0.00
	HUF	799	47,825	47,825	0.03	0.03	-	0.00
	CLEARING MEMBERS	18	1,416	1,416	0.00	0.00	-	0.00
	NON RESIDENT INDIANS	188	5,224,197	5,224,197	2.93	2.93	-	0.00
	TRUSTS	4	340	340	0.00	0.00	-	0.00
(d)	Qualified Foreign Investor	-	-	-	0.00	0.00	-	0.00
	Sub-Total B(2) :	24,641	59,226,244	59,223,427	33.21	33.21	-	0.00
	Total B=B(1)+B(2) :	24,670	87,507,207	87,504,390	49.07	49.07	-	0.00
	Total (A+B) :	24,678	178,329,808	178,326,991	100.00	100.00	-	0.00
(C)	Shares held by custodians, against which Depository Receipts have been issued							
(1)	Promoter and Promoter Group							
(2)	Public	-	-	-	0.00	0.00	-	0.00
	GRAND TOTAL (A+B+C) :	24,678	178,329,808	178,326,991	100.00	0.00	65,069,257	36.49



Religare Enterprises Limited

CIN: L74899DL1984PLC146935

D3, P3B, District Centre, Saket, New Delhi - 110 017, India Phone: +91-11-3912 5000, Fax No.: +91-11-3912 6117

Sr.No	Name of the Shareholder	Details of Shares held			Encumbered shares (*) AS a percentage (VI)=(V)/(III)*100	AS a % of grand total (A)+(B)+(C)		AS a % of grand total (A)+(B)+(C)		Details of Warrants		Details of convertible securities		Total Shares (including underlying shares assuming full conversion of warrants and convertible securities) as a % of diluted share capital
		No. of Shares held	As a % of grand total (A)+(B)+(C)	Pledge Shares		(IV)	(V)	(VI)	(VII)	(VIII)	(IX)	(X)	(XI)	
1	RHC HOLDING PRIVATE LIMITED	39,709,358	22.27	26,381,757	66.44	14.79	0	0.00	0	0.00	0	0.00	22.27	
2	RHC FINANCE PRIVATE LIMITED	29,112,634	16.33	17,842,500	61.29	10.01	0	0.00	0	0.00	0	0.00	16.33	
3	MALVINDER MOHAN SINGH	11,123,525	6.24	9,970,000	89.63	5.59	0	0.00	0	0.00	0	0.00	6.24	
4	SHIVINDER MOHAN SINGH	10,876,602	6.10	10,875,000	99.99	6.10	0	0.00	0	0.00	0	0.00	6.10	
5	JAPNA MALVINDER SINGH	166	0.00	-	0.00	0.00	0	0.00	0	0.00	0	0.00	0.00	
6	ADITI SHIVINDER SINGH	166	0.00	-	0.00	0.00	0	0.00	0	0.00	0	0.00	0.00	
7	MALVINDER MOHAN SINGH & SHIVINDER MOHAN SINGH *	100	0.00	-	0.00	0.00	0	0.00	0	0.00	0	0.00	0.00	
8	ABHISHEK SINGH	50	0.00	-	0.00	0.00	0	0.00	0	0.00	0	0.00	0.00	
	TOTAL :	90,822,601	50.93	65,069,257	71.64	36.49	0	0.00	0	0.00	0	0.00	50.93	

* on behalf of PS Trust




(f) Statement showing holding of securities (including shares, warrants, convertible securities) of persons belonging to the category "Public" and holding more than 1% of the total number of shares									
Sr.No.	Name of the shareholder	Number of shares held	Shares as a percentage of total number of shares (i.e., Grant total (A)+(B)+(C) indicated in Statement at para (f)(a) above)	Details of warrants			Details of convertible securities		Total shares (including underlying shares assuming full conversion of warrants and convertible securities) as a % of diluted share capital)
				Number of warrants held	As a % total number of warrants of the same class	Number of convertible securities held	% w.r.t total number of convertible securities of the same class		
1	SHABNAM DHILLON	15,188,441	8.52	0	0.00	0	0.00	0.00	8.52
2	INDIA HORIZON FUND LTD	14,030,239	7.87	0	0.00	0	0.00	0.00	7.87
3	INTERNATIONAL FINANCE CORPORATION	12,818,331	7.19	0	0.00	0	0.00	0.00	7.19
4	BESTEST DEVELOPERS PRIVATE LIMITED	8,554,833	4.80	0	0.00	0	0.00	0.00	4.80
5	SGGD PROJECTS DEVELOPMENT PRIVATE LIMITED	7,506,589	4.21	0	0.00	0	0.00	0.00	4.21
6	STANDARD CHARTERED BANK (MAURITIUS) LIMITED	7,349,385	4.12	0	0.00	0	0.00	0.00	4.12
7	CB GREEN VENTURES PTE LTD	3,841,875	2.15	0	0.00	0	0.00	0.00	2.15
8	MAHESH UDHAV BUXANI	3,408,441	1.91	0	0.00	0	0.00	0.00	1.91
	TOTAL :	72,698,134	40.77	0	0.00	0	0.00	0.00	40.77




Statement showing holding of securities (including shares, warrants, convertible securities) of persons (together with PAC) belonging to the category "Public" and holding more than 5% of the total number of shares of the company									
(i)(c)(ii)	Statement showing holding of securities (including shares, warrants, convertible securities) of persons (together with PAC) belonging to the category "Public" and holding more than 5% of the total number of shares of the company								
Sr.No.	Name(s) of the shareholder(s) and the Persons Acting in Concert (PAC) with them	Number of shares held	Shares as a percentage of total number of shares (i.e., Grant total (A)+(B)+(C) indicated in Statement at para (i)(a) above)	Details of warrants of As a % total number of warrants of the same class	Number of convertible securities held	% w.r.t total convertible securities of the same class	Total shares (including underlying shares assuming full conversion of warrants and convertible securities) as a % of diluted share capital)		
1	SHABNAM DHILLON	15,188,441	8.52	0	0.00	0	0.00	8.52	
	BESTEST DEVELOPERS PVT LTD	8,554,833	4.80	0	0.00	0	0.00	4.80	
	SGGD PROJECTS DEVELOPMENT PRIVATE LTD	7,506,589	4.21	0	0.00	0	0.00	4.21	
	GURINDER SINGH DHILLON	65,833	0.04	0	0.00	0	0.00	0.04	
	NAYANTARA DHILLON	29,996	0.02	0	0.00	0	0.00	0.02	
2	INDIA HORIZON FUND LTD	14,030,239	7.87	0	0.00	0	0.00	7.87	
3	INTERNATIONAL FINANCE CORPORATION	12,818,351	7.19	0	0.00	0	0.00	7.19	
	TOTAL :	58,194,262	32.63	0	0.00	0	0.00	32.63	



STATEMENT SHOWING DETAILS OF LOCKED-IN SHARES"			
(I)(d)	Name of the shareholder	Number of locked-in shares	Locked-in shares as a (%) percentage of total number of shares {i.e, Grand Total (A)+(B)+(C) Indicated in Statement at para (I)(a) above}
		-	-
		0	0
	TOTAL :		



STATEMENT SHOWING DETAILS OF DEPOSITORY RECEIPTS (DRS)				
(II)(a)				
Sr.No.	Type of outstanding DR (ADRs,GDRs,SDRs,etc.)	Number of outstanding DRs	Number of shares underlying outstanding DRs	Shares underlying outstanding DRs as a percentage of total number of shares {i.e., Grand Total (A)+(B)+(C) indicated in Statement at Para(I)(a) above}
-		-	-	-
TOTAL :		0	0	0



(II)(b) Statement showing Holding of Depository Receipts (DRs), where underlying shares held by "Promoter/Promoter group" are in excess of 1% of the total number shares.

Sr.No.	Name of the DR Holder	Type of outstanding DR (ADRs,GDRs,SDRs ,etc.)	Number of shares underlying outstanding DRs	Shares underlying outstanding DRs as a percentage of total number of shares {i.e., Grand Total (A)+(B)+(C) indicated in Statement at para(I)(a) above}
-	-	-	-	-
TOTAL :				0

