

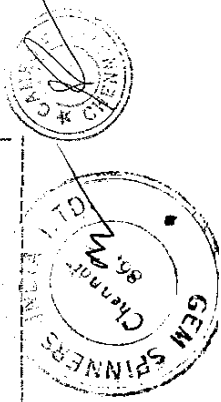
CLAUSE 35
Introductory sub-table (I)(a)

NAME OF THE COMPANY : GEM SPINNERS IND LTD
 SCRIIP CODE : 521133
 QUARTER ENDED :
 SHAREHOLDING PATTERN AS ON : 30-Sep-2015
 CLASS OF SECURITY : EQUITY

Partly paid-up shares:-	No. of partly paid-up shares	As a % of total no. of partly paid-up shares	As a % of total no. of shares of the company
Held by promoter/promoter group			
Held by public			
Total - D			

Outstanding convertible securities:-	No. of outstanding securities	As a % of total no. of outstanding convertible securities	As a % of total no. of shares of the company, assuming full conversion of the convertible securities
Held by promoter/promoter group			
Held by public			
Total - E			

Warrants:-	No. of warrants	As a % of total no. of warrants	As a % of total no. of shares of the company, assuming full conversion of warrants
Held by promoter/promoter group			
Held by public			
Total - F			
Total paid-up capital of the company, assuming full conversion of warrants and convertible securities	61771990		

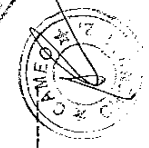



CLAUSE 35
Introductory sub-table (I)(a)

NAME OF THE COMPANY : GEM SPINNERS IND LTD , NAME OF THE SCRIP : GEM SPINNERS , CLASS OF SECURITY : EQUITY
 SCRIP CODE : S21133
 QUARTER ENDED :
 SHAREHOLDING PATTERN AS ON : 30-Sep-2015

STATEMENT SHOWING SHAREHOLDING PATTERN
TABLE (I)(a)

DATE	CATEGORY OF BODY SHARE HOLDER CODE	NO. OF HOLDERS	TOTAL SHARES IN DENOM SHARES	AS A % OF (A+B) (VI)	AS A % OF (A+B+C) OF SHARES (VII)	AS A % OF (A+B+C) OF SHARES (VIII)	SHARES PLEDGED OR OTHERWISE ENCUMBERED	AS A Percentage (IX)= (VIII)/(IV)*100
(I)	(II)	(III)	(IV)	(V)	(VI)	(VII)	(VIII)	(IX)
A. SHAREHOLDING OF PROMOTER AND PROMOTER GROUP								
1. INDIAN								
a.	INDIVIDUALS/HINDU UNDIVIDED FAMILY	7	42443500	42353500	69.1577	69.1577	0	0.0000
b.	CENTRAL GOVERNMENT/ STATE GOVERNMENT(S)	0	0	0	0.0000	0.0000	0	0.0000
c.	BODIES CORPORATE	0	0	0	0.0000	0.0000	0	0.0000
d.	FINANCIAL INSTITUTIONS/ BANKS	0	0	0	0.0000	0.0000	0	0.0000
e.	ANY OTHER							
SUB - TOTAL (A)(1)		7	42443500	42353500	69.1577	69.1577	0	0.0000
2. FOREIGN								
a.	INDIVIDUALS (NON- RESIDENT INDIVIDUALS/ FOREIGN INDIVIDUALS)	0	0	0	0.0000	0.0000	0	0.0000
b.	BODIES CORPORATE	0	0	0	0.0000	0.0000	0	0.0000
c.	INSTITUTIONS	0	0	0	0.0000	0.0000	0	0.0000
d.	QUALIFIED FOREIGN INVESTOR	0	0	0	0.0000	0.0000	0	0.0000
e.	ANY OTHER							
SUB - TOTAL (A)(2)		0	0	0	0.0000	0.0000	0	0.0000
TOTAL SHARE HOLDING OF PROMOTER AND PROMOTER GROUP (A) = (A)(1)+(A)(2)		7	42443500	42353500	69.1577	69.1577	0	0.0000

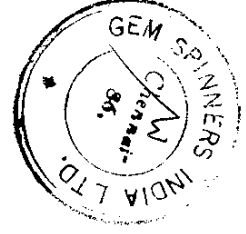


CLAUSE 35
Introductory sub-table (I)(a)

NAME OF THE COMPANY : GEM SPINNERS IND LTD
 SCRIP CODE : 521133
 NAME OF THE SCRIP : GEM SPINNERS , CLASS OF SECURITY : EQUITY
 QUARTER ENDED :
 SHAREHOLDING PATTERN AS ON : 30-Sep-2015

STATEMENT SHOWING SHAREHOLDING PATTERN
 TABLE (I)(a)

CATEGORY OF SHARE HOLDER	NO. OF HOLDERS	TOTAL NO. OF SHARES	SHARES IN DEMAT	TOTAL SHAREHOLDING AS A PERCENTAGE OF TOTAL NUMBER OF SHARES		SHARES PLEDGED OR OTHERWISE ENCUMBERED
				(A+B) OF (VI)	(A+B+C) OF (VII)	
(I)	(II)	(III)	(IV)	(V)	(VI)	(VII)
B. PUBLIC SHAREHOLDING						
1. INSTITUTIONS						
a. MUTUAL FUNDS/UTI	0	0	0	0	0.0000	0.0000
b. FINANCIAL INSTITUTIONS/ BANKS	4	12486990	12486790	20.3463	20.3463	NA
c. CENTRAL GOVERNMENT/ STATE GOVERNMENT(S)	0	0	0	0.0000	0.0000	NA
d. VENTURE CAPITAL FUNDS	0	0	0	0.0000	0.0000	NA
e. INSURANCE COMPANIES	0	0	0	0.0000	0.0000	NA
f. FOREIGN INSTITUTIONAL INVESTORS	0	0	0	0.0000	0.0000	NA
g. FOREIGN VENTURE CAPITAL INVESTORS	0	0	0	0.0000	0.0000	NA
h. QUALIFIED FOREIGN INVESTOR	0	0	0	0.0000	0.0000	NA
i. ANY OTHER						
SUB - TOTAL (B)(1)		4	12486990	12486790	20.3463	20.3463

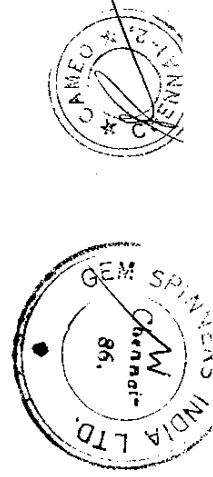


CLAUSE 35
Introductory sub-table (I)(a)

NAME OF THE COMPANY : GEM SPINNERS IND LTD , NAME OF THE SCRIP : GEM SPINNERS , CLASS OF SECURITY : EQUITY
SCRIP CODE : 521133
QUARTER ENDED :
SHAREHOLDING PATTERN AS ON : 30-Sep-2015

STATEMENT SHOWING SHAREHOLDING PATTERN
TABLE (I)(a)

DATE	CATEGORY OF SHARE HOLDER	NO. OF HOLDERS	TOTAL NO. OF SHARES	SHARES IN DEMAT	AS A % OF (A+B) (VI)	AS A % OF (A+B+C) (VII)	AS A % Number of shares (VIII)	AS A Percentage (IX) = (VIII)/(IV)*100
(I)	(II)	(III)	(IV)	(V)	(VI)	(VII)	(VIII)	(IX)
2. NON-INSTITUTIONS								
a.	BODIES CORPORATE	116	219700	55800	0.3579	0.3579	NA	NA
b.	INDIVIDUALS - I INDIVIDUAL SHAREHOLDERS HOLDING NOMINAL SHARE CAPITAL UPTO RS. 1 LAKH	29567	5839200	697500	9.5144	9.5144	NA	NA
	II INDIVIDUAL SHAREHOLDERS HOLDING NOMINAL SHARE CAPITAL IN EXCESS OF RS. 1 LAKH	10	360100	92600	0.5867	0.5867	NA	NA
c.	QUALIFIED FOREIGN INVESTOR	0	0	0	0.0000	0.0000	NA	NA
d.	ANY OTHER CLEARING MEMBERS HINDU UNDIVIDED FAMILIES	3 25 28	2700 19800 22500	2700 19800 22500	0.0043 0.0322 0.0366	0.0043 0.0322 0.0366	NA NA NA	NA NA NA
SUB - TOTAL (B)(2)		29723	6441500	868400	10.4958	10.4958	NA	NA
TOTAL PUBLIC SHAREHOLDING (B) = (B)(1)+(B)(2)		29727	18928490	13355190	30.8422	30.8422	NA	NA
TOTAL (A)+(B)		29734	61371990	55708690	100.0000	100.0000	0	0.0000



CATEGORY OF SHARE HOLDER CODE	NO. OF HOLDERS (III)	TOTAL NO. OF SHARES (IV)	SHARES IN DEMAT (V)	TOTAL SHAREHOLDING AS A PERCENTAGE OF TOTAL NUMBER OF SHARES		AS A % OF (A+B) (VI)	AS A % OF (A+B+C) (VII)	Number of shares (VIII)	SHARES PLEDGED OR OTHERWISE ENCUMBERED	PERCENTAGE (IX) = (VIII)/(IV)*100
				AS A % OF (A+B) (VI)	AS A % OF (A+B+C) (VII)					
C. SHARES HELD BY CUSTODIANS AND AGAINST WHICH DEPOSITORY RECEIPTS HAVE BEEN ISSUED										
Promoter and Promoter Group Public	0	0	0	0	0.0000	0.0000	0.0000	NA	NA	NA
TOTAL CUSTODIAN (C)	0	0	0	0	0.0000	0.0000	0.0000	NA	NA	NA
GRAND TOTAL (A)+(B)+(C)	29734	61371590	55708690		100.0000	0	0.0000			



GEM SPINNERS IND LTD

(J)(b) Statement showing holding of securities (including shares, warrants, convertible securities) or persons belonging to the category "Promoter and Promoter Group" - 30-Sep-2015


Sl.No	Name of the shareholder	Details of Shares held		Encumbered shares (*)		Details of warrants		Details of convertible securities		Total shares (including underlying shares assuming full conversion of warrants and convertible securities as a % of diluted share capital (XII))	
		Nb. of Shares Held	As a % of grand total (A)+(B)+(C)	Nb. of Shares held	As a percentage (III)*100	As a % of grand total (A)+(B)+(C)	Number of warrants held	As a % total number of warrants of the same class	Number of convertible securities held		As a % total number of convertible securities of the same class
(I)	(II)	(III)	(IV)	(V)	(VI)	(VII)	(VIII)	(IX)	(X)	(XI)	(XII)
1	ISMT RAJIVEERAMANI	30000	0.0468	0	0.0000	0.0000	0	0.0000	0	0.0000	0.0468
2	ISMT SEETHA LAKSHMI A	30000	0.0468	0	0.0000	0.0000	0	0.0000	0	0.0000	0.0468
3	ISMT VEDAVALLI KUMAR	30000	0.0468	0	0.0000	0.0000	0	0.0000	0	0.0000	0.0468
4	IR VEERANANI	12622166	20.6807	0	0.0000	0.0000	0	0.0000	0	0.0000	20.6807
5	IS R ASATHAMEE	10174636	16.5756	0	0.0000	0.0000	0	0.0000	0	0.0000	16.5756
6	IS R KUMAR	9743348	15.8758	0	0.0000	0.0000	0	0.0000	0	0.0000	15.8758
7	IR-SENAR	9743348	15.8758	0	0.0000	0.0000	0	0.0000	0	0.0000	15.8758
TOTAL		42443500	69.1577	0	0.0000	0.0000	0	0.0000	0	0.0000	69.1577



GEM SPINNERS IND LTD

(1) Statement showing holding of securities (including shares, warrants, convertible securities) of persons belonging to the category "Public" and holding more than 1% of the total number of shares - 30-Sep-2015

Sr. No.	Name of the shareholder	No. of shares held	Shares as a percentage of total number of shares (i.e., Grand Total (A)+(B)+(C) indicated in Statement at para(I)(a) above)	Details of warrants		Details of convertible securities		Total shares (including underlying shares assuming full conversion of warrants and convertible securities) as a % of diluted share capital
				Number of warrants held	As a % total number of warrants held	Number of convertible securities held	% w.r.t total number of convertible securities	
1	ICICI BANK LIMITED	4921790	8.0196	0	0.0000	0	0.0000	8.0196
2	HDFI BANK LTD	7565000	12.3264	0	0.0000	0	0.0000	12.3264
	TOTAL	12486790	20.3460	0	0.0000	0	0.0000	20.3460



GEM SPINNERS IND LTD

(1)(c)(ii) Statement showing holding of securities (including shares, warrants, convertible securities) of persons (together with PAC) belonging to the category "Public" and holding more than 5% of the total number of shares of the company - 30-Sep-2015

Sr.No	Name(s) of the shareholder(s) and the Persons Acting in Concert (PAC) with them	No. of Shares held	Share as a percentage of total number of shares (i.e., Grand Total (A)+(B)+(C) indicated in Statement at para(I)(a) above)	Details of warrants		Details of convertible securities		Total shares (including underlying shares assuming full conversion of warrants and convertible securities) as a % of diluted share capital
				Number of warrants held	As a % total number of warrants of the same class	Number of convertible securities held	% w.r.t total convertible securities of the same class	
1	HICICI BANK LIMITED	4921790	8.0196	0	0.0000	0	0.0000	8.0196
2	IDBI BANK LTD	7565000	12.3264	0	0.0000	0	0.0000	12.3264
	TOTAL	12486790	20.3460	0	0.0000	0	0.0000	20.3460

