

(1)(a) STATEMENT SHOWING SHAREHOLDING PATTERN IN CLAUSE 35

NAME OF THE COMPANY: STAR PAPER MILLS LIMITED		Name of the Scrip: STARPAPER	
SCRIP CODE:	516022		
Class of Security:	EQUITY		
QUARTER ENDED:	30/09/2015		
Partly paid-up shares	No. of partly paid-up shares	As a % of total no. of partly paid-up shares	As a % of total no. of shares of the Company.
Held by promoter/promoter group	0	0	0
Held by Public	0	0	0
<b>Total:</b>	<b>0</b>	<b>0</b>	<b>0</b>
Outstanding convertible securities:	No. of outstanding securities	As a % of total no. of outstanding convertible securities.	As a % of total no. of shares of the Company assuming full conversion of the convertible securities
Held by promoter/promoter group	0	0	0
Held by Public	0	0	-0
<b>Total:</b>	<b>0</b>	<b>0</b>	<b>0</b>
Warrants:	No. of warrants	As a % of total no. of warrants	As a % of total no. of shares of the Company, assuming full conversion of warrants
Held by promoter/promoter group	0	0	0
Held by Public	0	0	0
<b>Total:</b>	<b>0</b>	<b>0</b>	<b>0</b>
<b>Total paid-up capital of the Company, assuming full conversion of warrants and convertible securities</b>	<b>15608350</b>	<b>0</b>	<b>100.00</b>




For Star Paper Mills Ltd.

Authorized Signatory

*[Signature]*

CATEGORY	CATEGORY OF SHAREHOLDER	NO OF SHAREHOLDERS	TOTAL NUMBER OF SHARES	NO OF SHARES HELD IN DEMATERIALIZED FORM	TOTAL SHAREHOLDING AS A % OF TOTAL NO OF SHARES		SHARES PLEDGE OR OTHERWISE ENCUMBERED	AS a PERCENTAGE (IX)=(VIII)/(IV)*100
					AS a PERCENTAG E of (A+B)	AS a PERCENTAGE of (A+B+C)		
(i)	(ii)	(iii)	(iv)	(v)	(vi)	(vii)	(viii)	(ix)
(A)	PROMOTER AND PROMOTER GROUP							
(1)	INDIAN							
(a)	Individual /HUF	1	45500	45500	0.29	0.29	0	0.00
(b)	Central Government/State Government(s)	0	0	0	0.00	0.00	0	0.00
(c)	Bodies Corporate	8	8236719	8236219	52.77	52.77	4230433	51.36
(d)	Financial Institutions / Banks	0	0	0	0.00	0.00	0	0.00
(e)	Others	0	0	0	0.00	0.00	0	0.00
	<b>Sub-Total A(1) :</b>	<b>9</b>	<b>8282219</b>	<b>8281719</b>	<b>53.06</b>	<b>53.06</b>	<b>4230433</b>	<b>51.08</b>
(2)	FOREIGN							
(a)	Individuals (NRIs/Foreign Individuals)	0	0	0	0.00	0.00	0	0.00
(b)	Bodies Corporate	0	0	0	0.00	0.00	0	0.00
(c)	Institutions	0	0	0	0.00	0.00	0	0.00
(d)	Qualified Foreign Investor	0	0	0	0.00	0.00	0	0.00
(e)	Others	0	0	0	0.00	0.00	0	0.00
	<b>Sub-Total A(2) :</b>	<b>0</b>	<b>0</b>	<b>0</b>	<b>0.00</b>	<b>0.00</b>	<b>0</b>	<b>0.00</b>
	<b>Total A=A(1)+A(2)</b>	<b>9</b>	<b>8282219</b>	<b>8281719</b>	<b>53.06</b>	<b>53.06</b>	<b>4230433</b>	<b>51.08</b>
(B)	<b>PUBLIC SHAREHOLDING</b>							
(1)	INSTITUTIONS							
(a)	Mutual Funds /UTI	2	1510	0	0.01	0.01	0	0.00
(b)	Financial Institutions /Banks	16	2906	1071	0.02	0.02	0	0.00
(c)	Central Government / State Government(s)	0	0	0	0.00	0.00	0	0.00
(d)	Venture Capital Funds	0	0	0	0.00	0.00	0	0.00
(e)	Insurance Companies	3	558667	558367	3.58	3.58	0	0.00
(f)	Foreign Institutional Investors	0	0	0	0.00	0.00	0	0.00
(g)	Foreign Venture Capital Investors	0	0	0	0.00	0.00	0	0.00
(h)	Qualified Foreign Investor	0	0	0	0.00	0.00	0	0.00
(i)	Others	0	0	0	0.00	0.00	0	0.00
	<b>Sub-Total B(1) :</b>	<b>21</b>	<b>563083</b>	<b>559438</b>	<b>3.61</b>	<b>3.61</b>		



For Star Paper Mills Ltd.


Authorized Signatory

CATEG ORY CODE	CATEGORY OF SHAREHOLDER	NO OF SHAREHOLDERS	TOTAL NUMBER OF SHARES	NO OF SHARES HELD IN DEMATERIALIZED FORM	AS a PERCENTAG E of (A+B)	AS a PERCENTAGE of (A+B+C)	NUMBER OF SHARES	AS a PERCENTAGE (IX)=(VIII)/(IV) *100	TOTAL SHAREHOLDING AS A % OF TOTAL NO OF SHARES	SHARES PLEDGE OR OTHERWISE ENCUMBERED
									(VI)	(VII)
(2)	NON-INSTITUTIONS									
(a)	Bodies Corporate	232	856722	844981	5.49			5.49		
(b)	Individuals									
	(i) Individuals holding nominal share capital upto Rs.1 lakh	9443	2985480	2800250	19.13			19.13		
	(ii) Individuals holding nominal share capital in excess of Rs.1 lakh	71	2810031	2810031	18.00			18.00		
(c)	Others									
	CLEARING MEMBERS	18	13240	13240	0.08			0.08		
	NON RESIDENT INDIANS	54	96115	95835	0.62			0.62		
	TRUSTS	1	1000	1000	0.01			0.01		
	PAKISTHANI SHARE HOLDERS	5	460	0	0.00			0.00		
(d)	Qualified Foreign Investor	0	0	0	0.00			0.00		
	Sub-Total B(2) :	9824	6763048	6565337	43.33			43.33		
	Total B=B(1)+B(2) :	9845	7326131	7124775	46.94			46.94		
	Total (A+B) :	9854	15608350	15406494	100.00			100.00		
(C)	Shares held by custodians, against which Depository Receipts have been issued									
(1)	Promoter and Promoter Group									
(2)	Public	0	0	0	0.00			0.00		
	<b>GRAND TOTAL (A+B+C) :</b>	<b>9854</b>	<b>15608350</b>	<b>15406494</b>	<b>100.00</b>			<b>0.00</b>	<b>4230433</b>	<b>27.10</b>




For Star Paper Mills Ltd.  
Authorized Signatory

Sr.N <sup>o</sup>	Name of the Shareholder	Details of Shares held			Encumbered shares (**)			Details of Warrants			Details of convertible securities		Total Shares (including underlying shares assuming full conversion of warrants and convertible securities) as a % of diluted share capital
		No. of Shares held (iii)	As a % of grand total (A)+(B)+(C) (iv)	Pledge Shares (v)	AS a percentage (vi)=(v)/(iii)*100	AS a % of grand total (A) + (B) + (C) of sub-clause (i)(a) (vii)	Number of warrants held (viii)	AS a % total number of warrants of the same class (ix)	Number of convertible securities held (x)	AS a % total number of convertible securities of the same class (xi)			
(i)	(ii)	(iii)	(iv)	(v)	(vi)	(vii)	(viii)	(ix)	(x)	(xi)	(xii)		
	ISG TRADERS LIMITED	4050019	25.95	2705433	66.80	17.33	0	0.00	0	0.00	25.95		
	ISG TRADERS LTD	1300000	8.33	0	0.00	0.00	0	0.00	0	0.00	8.33		
	3ALBERT TRADING COMPANY PRIVATE LIMITED	905200	5.80	0	0.00	0.00	0	0.00	0	0.00	5.80		
	4SILENT VALLEY INVESTMENTS LIMITED	771000	4.94	325000	42.15	2.08	0	0.00	0	0.00	4.94		
	5BOYDELL MEDIA PRIVATE LTD	700000	4.48	700000	100.00	4.48	0	0.00	0	0.00	4.48		
	6CONTINUOUS FORMS (CALCUTTA) LTD	510000	3.27	500000	98.04	3.20	0	0.00	0	0.00	3.27		
	7SHRIVARDHAN GOENKA	45500	0.29	0	0.00	0.00	0	0.00	0	0.00	0.29		
	8I S G TRADERS LTD	300	0.00	0	0.00	0.00	0	0.00	0	0.00	0.00		
	9EZRA TRADING & FINANCE CO LTD	200	0.00	0	0.00	0.00	0	0.00	0	0.00	0.00		
	<b>TOTAL :</b>	<b>8282219</b>	<b>53.06</b>	<b>4230433</b>	<b>51.08</b>	<b>27.10</b>	<b>0</b>	<b>0.00</b>	<b>0</b>	<b>0.00</b>	<b>53.06</b>		




8/11/2023

(1)(c) i) Statement showing holding of securities (including shares, warrants, convertible securities) of persons belonging to the category "Public" and holding more than 1% of the total number of shares	Number of shares held	Shares as a percentage of total number of shares (i.e., Grant total (A)+(B)+(C) indicated in Statement at para (1)(a) above)	Details of warrants held	Details of convertible securities	Total shares (including underlying shares assuming full conversion of warrants and convertible securities) as a % of diluted share capital)	
Sr.No./Name of the shareholder	Number of shares held	Shares as a percentage of total number of shares (i.e., Grant total (A)+(B)+(C) indicated in Statement at para (1)(a) above)	Number of warrants held	Number of convertible securities held	As a % total number of warrants of the same class	% w.r.t total number of convertible securities of the same class
1 GENERAL INSURANCE CORPORATION OF INDIA	558117	3.58	0	0	0.00	0.00
2 ABHAY KRISHI UDYOG PVT LTD	362946	2.33	0	0	0.00	0.00
3 SUNITA SANTOSH GOENKA	305802	1.96	0	0	0.00	0.00
4 MUKTILAL CANULAL PALDIWAL	280316	1.80	0	0	0.00	0.00
5 SUPRIYA SANTOSH GOENKA	242375	1.55	0	0	0.00	0.00
6 DINESH MUKTILAL PALDIWAL	187494	1.20	0	0	0.00	0.00
7 SANTOSH SITARAM GOENKA	173454	1.11	0	0	0.00	0.00
8 TARADEVI MUKTILAL PALDIWAL	165517	1.06	0	0	0.00	0.00
<b>TOTAL :</b>	<b>2276021</b>	<b>14.58</b>	<b>0</b>	<b>0</b>	<b>0.00</b>	<b>0.00</b>



For Star Paper Mills Ltd.  
 Authorized Signatory


(1)(c) ii)	Statement showing holding of securities (including shares, warrants, convertible securities) of persons (together with PAC) belonging to the category "Public" and holding more than 5% of the total number of shares of the company	Name(s) of the shareholder(s) and the Persons Acting in Concert (PAC) with them	Number of Shares held	Shares as a percentage of total number of shares (i.e., Grant total (A)+(B)+(C) indicated in Statement at para (1)(a) above)	Details of warrants		Details of convertible securities		Total shares (including underlying shares assuming full conversion of warrants and convertible securities) as a % of diluted share
Sr.No			Number of warrants held	As a % total number of warrants of the same class	Number of convertible securities held	% w.r.t total number of convertible securities of the same class			
TOTAL :			0	0	0	0			0




8/11




(1)(d)	STATEMENT SHOWING DETAILS OF LOCKED-IN SHARES*			
			Locked-in shares as a (%) percentage of total number of shares (i.e, Grand Total (A)+(B)+(C) Indicated in Statement at para (1)(a) above)	
Sr. No.	Name of the shareholder	Number of locked-in shares		Promoter/Promoter Group/Public
	<b>TOTAL :</b>	<b>0</b>	<b>0</b>	<b>0</b>



For Star Paper Mills Ltd.  
  
 Authorised Signatory

**STATEMENT SHOWING DETAILS OF DEPOSITORY RECEIPTS (DRS)**


(II)(a)	Type of outstanding (ADRs, GDRs, SDRs, etc.)	DR Number of outstanding DRs	Number of shares underlying outstanding DRs	Shares underlying outstanding DRs as a percentage of total number of shares (i.e., Grand Total (A)+(B)+(C) indicated in Statement at Para(I)(a) above)
<b>TOTAL :</b>		0	0	0



  
 \_\_\_\_\_  
 Registrar of Companies



(II)(b)	Statement showing Holding of Depository Receipts (DRs), where underlying shares held by "Promoter/Promoter group" are in excess of 1% of the total number shares.			
Sr.No.	Name of the DR Holder	Type of outstanding DR (ADRs, GDRs, SDR s, etc.)	Number of shares underlying outstanding DRs	Shares underlying outstanding DRs as a percentage of total number of shares (i.e., Grand Total (A)+(B)+(C) indicated in Statement at para(I)(a) above)
	<b>TOTAL :</b>		0	0



For Star Paper Mills Ltd.

Authorized Signatory