


SHAREHOLDING PATTERN - AS PER CLAUSE 35 OF THE LISTING AGREEMENT


(D)(a) Statement showing Shareholding Pattern

Name of the Company : Sicagen India Limited
 Scrip Code, Name of the Scrip, Class of Security : 533014, SICAGEN, Equity Shares
 As on : 30-09-2015

Partly paid-up shares	No. of Partly paid up shares	As a % of total no. of partly paid up shares	As a % of total no. of shares of the Company
Held by Promoter/Promoter group	Nil	Nil	Nil
Held by Public	Nil	Nil	Nil
Total	Nil	Nil	Nil
Outstanding convertible securities	No. of outstanding securities	As a % of total no. of outstanding convertible securities	As a % of total no. of shares of the Company, assuming full conversion of the convertible securities
Held by Promoter/Promoter group	Nil	Nil	Nil
Held by Public	Nil	Nil	Nil
Total	Nil	Nil	Nil
Warrants	No. of Warrants	As a % of total no. of Warrants	As a % of total no. of shares of the Company, assuming full conversion of Warrants
Held by Promoter/Promoter group	Nil	Nil	Nil
Held by Public	Nil	Nil	Nil
Total	Nil	Nil	Nil
Total paid up capital of the Company, assuming full conversion of warrants and convertible securities	39571684		



Category Code	Category of Shareholder	Number of Shareholders	Total number of shares held	Number of shares held in demat form	Total shareholding as a percentage of total number of shares		Number of shares (VII)	Shares pledged or otherwise encumbered (IX)=(VII)/(IV)*100	As a percentage
					As % of (A+B)	As % of (A+B+C)			
(I)	(II)	(III)	(IV)	(V)	(VI)	(VII)	(VIII)	(IX)	(X)
(A)	Shareholding of promoter and promoter group								
(1)	Indian								
(a)	Individuals / Hindu Undivided Family	3	616657	616657	1.5883	1.5883	Nil	Nil	Nil
(b)	Central Government / State Government(s)	0	0	0	0.0000	0.0000	Nil	Nil	Nil
(c)	Bodies Corporate	8	1276632	1276632	3.2261	3.2261	Nil	Nil	Nil
(d)	Financial Institutions / Banks	0	0	0	0.0000	0.0000	Nil	Nil	Nil
(e)	Any other	0	0	0	0.0000	0.0000	Nil	Nil	Nil
	Sub-Total (A)(1)	11	1893289	1893289	4.7845	4.7845	Nil	Nil	Nil
(2)	Foreign								
(a)	Individuals (Non-Resident Individuals / Foreign Individuals)	3	48838	48838	0.1234	0.1234	Nil	Nil	Nil
(b)	Bodies Corporate	2	14676751	14676751	37.0890	37.0890	Nil	Nil	Nil
(c)	Institutions	0	0	0	0.0000	0.0000	Nil	Nil	Nil
(d)	Any other (Specify)	0	0	0	0.0000	0.0000	Nil	Nil	Nil
	Sub-Total (A)(2)	5	14725889	14725889	37.2124	37.2124	Nil	Nil	Nil
	Total shareholding of Promoter and Promoter Group (A)+(A1)+(A2)	16	16618878	16618878	41.9969	41.9969	Nil	Nil	Nil
(B)	Public Shareholding								
(1)	Institutions	4	1211	1111	0.0031	0.0031	NA	NA	NA
(a)	Mutual Funds / UTI	4	1211	1111	0.0031	0.0031	NA	NA	NA
(b)	Financial Institutions / Banks	16	171052	668	0.4323	0.4323	NA	NA	NA
(c)	Central Government / State Government(s)	1	334	334	0.0008	0.0008	NA	NA	NA
(d)	Venture Capital Funds	0	0	0	0.0000	0.0000	NA	NA	NA
(e)	Insurance Companies	2	67770	67770	0.1713	0.1713	NA	NA	NA
(f)	Foreign Institutional Investors	3	3364323	3364323	8.5018	8.5018	NA	NA	NA
(g)	Foreign Venture Capital Investors	0	0	0	0.0000	0.0000	NA	NA	NA
(h)	Qualified Foreign Investor								
(i)	Any other: Foreign Portfolio Investor (Corporate) Category	1	1545000	1545000	3.904	3.904	NA	NA	NA
	Sub-Total (B)(1)	27	5149690	4979206	13.0136	13.0136	NA	NA	NA
(2)	Non-Institutions								
(a)	Bodies Corporate	475	5165121	5103612	13.0526	13.0526	NA	NA	NA
(b)	Individuals								
(i)	Individual shareholders holding nominal share capital upto Rs. 1 lakh	41679	7254633	6121110	18.3336	18.3336	NA	NA	NA
(ii)	Individual shareholders holding nominal share capital in excess of Rs. 1 lakh	127	4525888	4489180	11.4357	11.4357	NA	NA	NA
(c)	Any other								
	Totals	3	2052	2052	0.0052	0.0052	NA	NA	NA
	Cleaning Members	17	19572	19572	0.0495	0.0495	NA	NA	NA
	Non-Resident Indians	207	342103	336131	0.8645	0.8645	NA	NA	NA
	Hindu Undivided Families	576	493047	493997	1.2485	1.2485	NA	NA	NA
	Sub-Total (B)(2)	43084	17803116	16656654	44.9895	44.9895	NA	NA	NA
	Total Public Shareholding (B) = (B)(1)+(B)(2)	43111	23952806	21544860	58.0031	58.0031	NA	NA	NA
	TOTAL (A) + (B)	43127	39571684	38163738	100.0000	100.0000	NA	NA	NA
(C)	Shares held by Custodians and against which Depository Receipts have been issued	0	0	0	NA	NA	NA	NA	NA
(1)	Promoter and Promoter Group	0	0	0	0.0000	0.0000	NA	NA	NA
(2)	Public Shareholding	43127	39571684	38163738	100.0000	100.0000	NA	NA	NA
	GRAND TOTAL (A)+(B)+(C)	43127	39571684	38163738	100.0000	100.0000	NA	NA	NA



(D) Statement showing holding of securities (including shares, warrants, convertible securities) of persons belonging to the category "Promoter and Promoter Group"


Sl. No.	Name of the shareholder	Details of shares held			Encumbered shares			Details of Warrants			Details of Convertible securities			Total shares (including underlying shares assuming full conversion of warrants and convertible securities) as a % of diluted share capital
		Number of shares held	As a % of grand total (A)+(B)+(C)	Number of shares held	As a % of grand total (A)+(B)+(C)	Number of shares held	As a % of grand total (A)+(B)+(C)	Number of Warrants held	As a % of total number of Warrants of the same class	Number of Convertible securities held	As a % of total number of convertible securities of the same class	Number of Convertible securities held	As a % of total number of convertible securities of the same class	
(D)	(E)	(F)	(G)	(H)	(I)	(J)	(K)	(L)	(M)	(N)	(O)	(P)	(Q)	(R)
1	Ranford Investments Ltd	7400649	18.7019	0	0.000	0.000	0.000	0.000	0.000	0.000	0.000	0.000	0.000	18.7019
2	Densely Investments Ltd	7276102	18.3871	0	0.000	0.000	0.000	0.000	0.000	0.000	0.000	0.000	0.000	18.3871
3	Southern Petrochemical Industries Corp. Ltd	577681	1.4598	0	0.000	0.000	0.000	0.000	0.000	0.000	0.000	0.000	0.000	1.4598
4	ACM Educational Foundation	572043	1.4456	0	0.000	0.000	0.000	0.000	0.000	0.000	0.000	0.000	0.000	1.4456
5	A C Mulhah	425700	1.0707	0	0.000	0.000	0.000	0.000	0.000	0.000	0.000	0.000	0.000	1.0707
6	SPIC Group Comp. Employees Welfare Foundn.	16250	0.0411	0	0.000	0.000	0.000	0.000	0.000	0.000	0.000	0.000	0.000	0.0411
7	SPIC Officers & Staff Welfare Foundn.	153858	0.0411	0	0.000	0.000	0.000	0.000	0.000	0.000	0.000	0.000	0.000	0.0411
8	Mulhah A.C	50000	0.1264	0	0.000	0.000	0.000	0.000	0.000	0.000	0.000	0.000	0.000	0.1264
9	Special Legacies Ltd	442300	0.1117	0	0.000	0.000	0.000	0.000	0.000	0.000	0.000	0.000	0.000	0.1117
10	The Express Cartons Ltd	28504	0.0720	0	0.000	0.000	0.000	0.000	0.000	0.000	0.000	0.000	0.000	0.0720
11	Aswari C Mulhah	13334	0.0337	0	0.000	0.000	0.000	0.000	0.000	0.000	0.000	0.000	0.000	0.0337
12	Aswari C Mulhah	39099	0.0988	0	0.000	0.000	0.000	0.000	0.000	0.000	0.000	0.000	0.000	0.0988
13	A C Mulhah	7000	0.0177	0	0.000	0.000	0.000	0.000	0.000	0.000	0.000	0.000	0.000	0.0177
14	Vall Ashwari Mulhah	109	0.0003	0	0.000	0.000	0.000	0.000	0.000	0.000	0.000	0.000	0.000	0.0003
15	ACM Medical Foundation	99	0.0003	0	0.000	0.000	0.000	0.000	0.000	0.000	0.000	0.000	0.000	0.0003
16	South India Textiles Pvt. Ltd	1648878	41.9969	0	0.000	0.000	0.000	0.000	0.000	0.000	0.000	0.000	0.000	41.9969
	TOTAL													

(D)(G) Statement showing holding of securities (including shares, warrants, convertible securities) of persons belonging to the category "Public" and holding more than 1% of the total number of shares

Sl. No.	Name of the shareholder	Number of Shares	Shares as a percentage of total number of shares (i.e. Grand total (A)+(B)+(C) indicated in statement at para (1)(a) above)	Details of Warrants			Details of Convertible securities			Total shares (including underlying shares assuming full conversion of warrants and convertible securities) as a % of diluted share capital
				Number of Warrants held	As a % of total number of warrants of the same class	Number of Convertible securities held	% w.r.t. total number of convertible securities of the same class	% w.r.t. total number of convertible securities of the same class		
1	Twentieth Centuries Private Ltd	3148810	7.9572	0.000	0.000	0.000	0.000	0.000	0.000	7.9572
2	Pearse To Indus Measur Fund Ltd	1919906	4.8517	0.000	0.000	0.000	0.000	0.000	0.000	4.8517
3	Dorsa Investmental Fund	1545006	3.9043	0.000	0.000	0.000	0.000	0.000	0.000	3.9043
4	Sparrow Asia Diversified Opportunitites Fund	730006	1.8933	0.000	0.000	0.000	0.000	0.000	0.000	1.8933
5	Marcellus Ventures Limited	445423	1.1761	0.000	0.000	0.000	0.000	0.000	0.000	1.1761
6	Leman Diversified Fund	694423	1.7548	0.000	0.000	0.000	0.000	0.000	0.000	1.7548
7	Shraw Kanewal Share	445000	1.1245	0.000	0.000	0.000	0.000	0.000	0.000	1.1245
8	Melbendera Ordealhal	477417	1.2045	0.000	0.000	0.000	0.000	0.000	0.000	1.2045
	TOTAL	9446003	23.8706	0.000	0.000	0.000	0.000	0.000	0.000	23.8706

(D)(G)(D) Statement showing holding of securities (including shares, warrants, convertible securities) of persons belonging to the category "Public" and holding more than 5% of the total number of shares of the Company

Sl. No.	Name(s) of the shareholder(s) and the persons Acting in Concert (PAC) with them	Number of Shares	Shares as a percentage of total number of shares (i.e. Grand total (A)+(B)+(C) indicated in statement at para (1)(a) above)	Details of Warrants			Details of Convertible securities			Total shares (including underlying shares assuming full conversion of warrants and convertible securities) as a % of diluted share capital
				Number of Warrants held	As a % of total number of warrants of the same class	Number of Convertible securities held	% w.r.t. total number of convertible securities of the same class	% w.r.t. total number of convertible securities of the same class		
1	Twentieth Centuries Private Ltd	3148810	7.9572	0.000	0.000	0.000	0.000	0.000	0.000	7.9572
	TOTAL	3148810	7.9572	0.000	0.000	0.000	0.000	0.000	0.000	7.9572



(D) (d) Statement showing details of locked-in shares

Sl. No.	Name of the shareholder	Number of Shares	Shares as a percentage of total number of shares [i.e. grand total (A)+(B)+(C) indicated in statement at para (D)(a) above]
	Nil	Nil	Nil

(D)(a) Statement showing details of Depository Receipts (DRs)

Sl No.	Type of outstanding DR (ADRs, GDRs, SDRs, etc.)	Number of outstanding DRs	Number of Shares underlying outstanding DRs	Shares underlying outstanding DRs as a percentage of total number of shares [i.e. Grand Total (A)+(B)+(C) indicated in statement at para (D)(a) above]
	Nil	Nil	Nil	Nil

(D) (b) Statement showing holding of Depository Receipts (DRs) where underlying shares held by "Promoter/Promoter Group" are in excess of 1% of the total number of shares

Sl No.	Name of the DR Holder	Type of outstanding DR (ADRs, GDRs, SDRs, etc.)	Number of shares underlying outstanding DRs	Shares underlying outstanding DRs as a percentage of total number of shares [i.e. Grand Total (A)+(B)+(C) indicated in statement at para (D)(a) above]
	Nil	Nil	Nil	Nil

(D) (a) Statement showing the voting pattern of the shareholders, if more than one class of shares/securities issued by the issuer

Not applicable

Date: 12.10.2015
Place: Chennai

For Sicagen India Limited
G. Arunmozhi
DGM Legal & Company Secretary

