


Introductory sub-table (I)			
Name of the Company:	8K MILES SOFTWARE SERVICES LIMITED		
Scrip Code, Name of the scrip, class of security:	512161		
Quarter ended:	30/09/2015		
Partly paid-up shares:-	No. of partly paid-up shares	As a % of total no. of partly paid-	As a % of total no. of shares of the company
Held by promoter/promoter group	NIL	NIL	NIL
Held by public	NIL	NIL	NIL
Total - D	NIL	NIL	NIL
Outstanding convertible securities:-	No. of outstanding securities	As a % of total no. of outstanding convertible	As a % of total no. of shares of the company, assuming full conversion of the
Held by promoter/promoter group	600000	85.71	5.24
Held by public	100000	14.29	0.87
Total - E	700000	100	6.12

Warrants:-	No. of warrants	As a % of total no. of warrants	As a % of total no. of shares of the company, assuming full conversion of
Held by promoter/promoter group	NIL	NIL	NIL
Held by public	NIL	NIL	NIL
Total - F	NIL	NIL	NIL
Total paid-up capital of the company, assuming full conversion of warrants and convertible	11444102		



SHP 30.09.2015

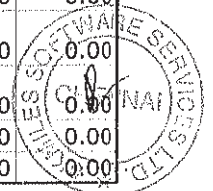
Statement Showing Shareholding Pattern

Company Name: **8K MILES SOFTWARE SERVICES LIMITED**

Table (I)(a)

Category code	Category of Shareholder	Number of Shareholders	Total number of shares	Number of shares held in dematerialized form	Total shareholding as a percentage of total number of shares		Shares Pledged or otherwise encumbered	
					As a percentage of(A+B)1	As a percentage of (A+B+C)	Number of shares	As a percentage
(I)	(II)	(III)	(IV)	(V)	(VI)	(VII)	(VIII)	(IX)= (VIII)/(I V)*100
(A)	Shareholding of Promoter and Promoter Group2							
1	Indian							
(a)	Individuals/ HUF	1	61795	61795	0.58	0.58	0	0.00
	Central Govt./ State							
(b)	Govt.(s)	0	0	0	0.00	0.00	0	0.00
(c)	Bodies Corporate	0	0	0	0.00	0.00	0	0.00
(d)	Institutions/ Banks	0	0	0	0.00	0.00	0	0.00
(e)	Any Others(Specify)							
(e-i)	Directors	2	6595333	6595333	61.39	61.39	0	0.00
(e-ii)	Directors				0.00	0.00		0.00

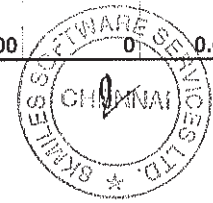
	Sub Total(A)(1)	3	6657128	6657128	61.96	61.96	0	0.00
	2 Foreign							
a	Individuals (NRI/Foreign)	0	0	0	0.00	0.00	0	0.00
b	Bodies Corporate	0	0	0	0.00	0.00	0	0.00
c	Institutions	0	0	0	0.00	0.00	0	0.00
d	Investor	0	0	0	0.00	0.00	0	0.00
e	Any Others(Specify)	0	0	0	0.00	0.00	0	0.00
	Sub Total(A)(2)	0	0	0	0.00	0.00	0	0.00
	Total Shareholding of Promoter and Promoter Group (A)=	3	6657128	6657128	61.96	61.96	0	0.00
	(B) shareholding							
	1 Institutions							
(a)	Mutual Funds/ UTI Financial Institutions	1	303529	303529	2.83	2.83	0	0.00
(b)	/ Banks	1	10937	10937	0.10	0.10	0	0.00
(c)	Central Government/ State Government(s)	0	0	0	0.00	0.00	0	0.00
(d)	Funds	0	0	0	0.00	0.00	0	0.00
(e)	Companies	0	0	0	0.00	0.00	0	0.00
(f)	Foreign Institutional Investors	0	0	0	0.00	0.00	0	0.00
(g)	Foreign Venture Capital Investors	0	0	0	0.00	0.00	0	0.00
(h)	Investor	0	0	0	0.00	0.00	0	0.00
(l)	Any Other (specify)	0	0	0	0.00	0.00	0	0.00



SHP 30.09.2015

	Sub-Total (B)(1)	2	314466	314466	2.93	2.93	0	0.00
B 2	Non-institutions							
(a)	Bodies Corporate	230	287539	287539	2.68	2.68	0	0.00
(b)	Individuals							
I	Ind-Hold nominal shr capital upto Rs.1L	3375	732206	732206	6.81	6.81	0	0.00
II	Ind-Hold nominal shr capital in excess of	43	2639783	2639783	24.57	24.57	0	0.00
(c)	Investor	0	0	0	0.00	0.00	0	0.00
(d)	Any Other (specify)							
(d-i)	Others	0	0	0	0.00	0.00	0	0.00
(d-ii)	Clearing member	88	9537	9537	0.09	0.09	0	0.00
(d-iii)	NRIs	76	103443	103443	0.96	0.96	0	0.00
(d-iv)	NRI Corp Bodies	0	0	0	0.00	0.00	0	0.00
	Foreign Corp Bodies							
(d-v)	(Including FDI)	0	0	0	0.00	0.00	0	0.00
(d-vi)	Customers	0	0	0	0.00	0.00	0	0.00
(d-vii)	Suppliers	0	0	0	0.00	0.00	0	0.00
(d-viii)	Foreign Nationals	0	0	0	0.00	0.00	0	0.00
(d-ix)	Trusts	0	0	0	0.00	0.00	0	0.00
(d-x)	Foreign (Promoters)	0	0	0	0.00	0.00	0	0.00
(d-xi)	Directors	0	0	0	0.00	0.00	0	0.00
(d-xii)	Directors Relatives	0	0	0	0.00	0.00	0	0.00
(d-xiii)	Foreign Individuals (Including FDI)	0	0	0	0.00	0.00	0	0.00
	Sub-Total (B)(2)	3812	3772508	3772508	35.11	35.11	0	0.00
	Total Public							

(B)	Shareholding (B)=	3814	4086974	4086974	38.04	38.04	0	0.00
	TOTAL (A)+(B)	3817	10744102	10744102	100.00	100.00	0	0.00
	Shares held by Custodians and against which Depository Receipts have							
(C)								
	1 Promoter and Promoter	0	0	0	0.00	0.00	0	0.00
	2 Public -	0	0	0	0.00	0.00	0	0.00
	Sub-Total (C)	0	0	0	0.00	0.00	0	0.00
	GRAND TOTAL (A)+(B)+(C)	3817	10744102	10744102	100.00	100.00	0	0.00



SHP 30.09.2015

nts, convertible securities) of persons

As a % of and total (B)+(C) of sub- (I)(a)	Details of warrants		Details of convertible securities		Total shares (including underlying shares assuming full conversion of warrants and convertible securities) as a % of diluted share capital
	Number of warrants held	As a % Total Number of warrants of same Class	Number of convertible securities held	As a % Total Number of convertible securities of the same Class	
	(VIII)	(IX)	(X)	(XI)	(XII)
0.00	0	0.00	0	0.00	5.54
0.00	150000	21.42	0	0.00	7.07
0.00	450000	64.28	0	0.00	55.80
0.00	600000	85.71	0	0.00	63.41

the SAST Regulations, 2011



Statement showing holding of securities (including shares, warrants) belonging to the category "Promoter and Promoter Group"

Sr. No.	Name of the shareholder	Details of Shares held	Number of shares held	As a % of grand total (A) + (B) + (C)	No.	As a percentage	As a grand total (A) + (B) + (C)
(I)	(II)	(III)	(IV)	(V)	(VI)	(VII)	(VIII)
1	M V BHASKAR		61795	0.58	0	0.00	
2	R S RAMANI		659258	6.14	0	0.00	
3	VENKATACHARI SURESH		5936075	55.25	0	0.00	
	TOTAL		6657128	61.96	0	0.00	

(* The term "encumbrance" has the same meaning as assigned to it in regulation 28(3) of

Statement showing holding of securities (including shares, warrants, convertible securities)								
(I) (c) of persons belonging to the category "Public" and holding more than 1% of the total number of shares								
Sr. No.	Name of the shareholder	Number of shares held	Shares as a percentage of total number of shares {i.e., Grand Total (A)+(B)+(C) indicated in Statement at para (I)(a) above}	Details of warrants		Details of		Total shares (including underlying shares assuming full Conversion of warrants and convertible securities) as a % of diluted share capital
				Number of warrants held	As a % Total Number of warrants of the same Class	Number of convertible securities held	As a % Total Number of convertible securities of the same Class	
1	ARCHANA SANDEEP TANDON	167362	1.56	0	0.00	0.00	0	0.00
2	DSP BLACKROCK MICRO CAP FUND	303529	2.83	0	0.00	0.00	0	0.00
3	KARTHIK RAMKRISHNAN IYER	111178	1.03	0	0.00	0.00	0	0.00
4	MINDSET SECURITIES PRIVATE LIMITED	125893	1.17	0	0.00	0.00	0	0.00
5	SANDEEP TANDON - HUF	400000	3.72	0	0.00	0.00	0	0.00
6	SANDEEP TANDON	162230	1.51	0	0.00	0.00	0	0.00
7	SAROJINI TANDON	300000	2.79	0	0.00	0.00	0	0.00
8	VIMAL SAGARMAL JAIN	194135	1.81	0	0.00	0.00	0	0.00
9	KARTHIK RAMKRISHNAN - HUF	0	0.00	100000	14.29	0	0.00	0.87
	TOTAL	1764327	16.42	100000	14.29	0	0.00	0.87





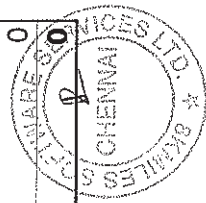
SHP 30.09.2015

Warrants, convertible securities) of persons holding more than 5% of the total number of shares.				
Details of warrants		Details of convertible		Total shares (including underlying shares assuming full Conversion of warrants and convertible securities) as a %
Number of warrants	As a % Total Number of warrants of the same Class	Number of convertible securities held	% w.r.t Total Number of convertible securities of the same Class	
0	0.00	0	0.00	0.00
0	0.00	0	0.00	0.00



(I)(c)(ii) Statement showing holding of securities (including shares, wa (together with PAC) belonging to the category "Public" and ho of the company			
Sr. No.	Name(s) of the shareholder(s) and the Persons Acting in Concert (PAC) with them	Number of shares	Shares as a percentage of total number of shares {i.e., Grand Total (A)+(B)+(C) indicated in Statement at
1		0	0.00
	TOTAL	0	0.00


		Shares underlying outstanding DRs as a percentage of total number of shares {i.e., Grand Total (A)+(B)+(C) indicated in Statement at para (I)(a) above}	0
			0



(II)(a) Statement showing details of Depository Receipts (DRs)

Sr. No.	Type of outstanding DR (ADRs, GDRs, SDRs, etc.)	Number of outstanding DRs	Number of shares underlying outstanding DRs
1		0	
TOTAL		0	0

Number of shares as a percentage of total of shares {i.e., Total (A)+(B)+(C)}	Promoter / Promoter Group / Public	
3.72	public	
2.79	public	
6.51		



(I)(d) Statement showing details of locked-in shares.			
Sr. No.	Name of the shareholder	Number of locked-in shares	Locked-in percentage number of Grand Total
1	SANDEEP TANDON - HUF	400000	
2	SAROJINI TANDON	300000	
	TOTAL	700000	