




The Byke Hospitality Limited

CIN No.: L67190MH1990PLC056009

THE BYKE HOSPITALITY LIMITED
SHAREHOLDING PATTERN AS ON 30.09.2015

(I) (a) Statement showing Shareholding Pattern


SCRIP CODE : 531373		Name of Scrip : BYKE		Class of Security : Equity				
Category Code	Partly paid up shares			Number of partly paid up shares	As a % of total number of partly paid up shares	As a % of total number of shares of the Company		
	Held by Promoter/Promoter group			0	0.00	0.00		
	Held by Public			0	0.00	0.00		
	Total			0	0.00	0.00		
	Outstanding Convertible Securities			Number of outstanding Securities	As a % of total No. of outstanding Con. Securities	As a % of total No. of shares of the Company, assuming full conversion of the Securities		
	Held by Promoter/Promoter group			0	0.00	0.00		
	Held by Public			0	0.00	0.00		
	Total			0	0.00	0.00		
	Warrants			Number of warrants	As a % of total number of warrants	As a % of total number of shares of the Company assuming full conversion of warrants		
	Held by Promoter/Promoter group			0	0.00	0.00		
	Held by Public			0	0.00	0.00		
	Total			0	0.00	0.00		
	Total paid up capital of the Company, assuming full conversion of warrants and convertible securities				40097800			
Category Code	Category of Shareholders	Number of Shareholders	Total No. of shares	Number of shares held in demated form	Total shareholding as a percentage of total number of shares As a percentage of (A+B) ¹ (A+B+C)		Shares pledged or otherwise encumbered Number of Shares As a %	
(I)	(II)	(III)	(IV)	(V)	(VI)	(VII)	(VIII)	(IX) = (VIII)/(IV)*100
(A)	Shareholding of Promoter and Promoter Group ²							
(1)	Indian							
(a)	Individuals/H.U.F	8	7753738	7753738	19.34	19.34	1517400	19.57
(b)	Central/State Government(s)	0	0	0	0.00	0.00	0	0.00
(c)	Bodies Corporate	2	9925098	9925098	24.75	24.75	384000	3.87
(d)	Financial Institutions/Banks	0	0	0	0.00	0.00	0	0.00
(e)	Any Other (specify)	0	0	0	0.00	0.00	0	0.00
(f)	Employee Welfare Trust	0	0	0	0.00	0.00	0	0.00
	Sub-Total (A)(1)	10	17678836	17678836	44.09	44.09	1901400	10.76
(2)	Foreign							
(a)	Non Resident Individuals/Foreign Nationals	0	0	0	0.00	0.00	0	0.00
(b)	Bodies Corporate	0	0	0	0.00	0.00	0	0.00
(c)	Institutions	0	0	0	0.00	0.00	0	0.00
(d)	Qualified Foreign Investor	0	0	0	0.00	0.00	0	0.00
(e)	Any Other (specify)	0	0	0	0.00	0.00	0	0.00
	Sub-Total (A)(2)	0	0	0	0.00	0.00	0.00	0.00
	Total holding of Promoter and Promoter Group (A)=(A)(1)+(A)(2)	10	17678836	17678836	44.09	44.09	1901400	10.76



Regd. Office : Shree Shakambhari Corporate Park, Plot No.156-158, Chakarvarti Complex, (Near Cambridge School), J.B. Nagar, Andheri (East), Mumbai - 400 099. Tel.: +91 22 6707 9666 Fax : +91 22 6707 9696
E-mail : Booking Id : info@thebyke.com / Corporate Id : investors.care@thebyke.com

Website : www.thebyke.com


(B)	Public Shareholding							
(1)	Institutions							
(a)	Mutual Funds/UTI	2	275000	275000	0.69	0.69	0.00	0.00
(b)	Financial Institutions/Banks	2	1410108	1410108	3.52	3.52	0.00	0.00
(c)	Central Government/State Government(s)	0	0	0	0	0	0.00	0.00
(d)	Venture Capital Fund	0	0	0	0	0	0.00	0.00
(e)	Insurance Companies	2	2790000	2790000	6.96	6.96	0.00	0.00
(f)	Foreign Institutional Investors	4	151050	151050	0.38	0.38	0.00	0.00
(g)	Foreign Venture Capital Investors	0	0	0	0	0	0.00	0.00
(h)	Qualified Foreign Investor	0	0	0	0	0	0.00	0.00
(i)	Any Other(specify)							
	Sub-Total (B){1}	10	4626158	4626158	11.54	11.54	0.00	0.00
(2)	Non Institutions							
(a)	Bodies Corporate	94	7956419	7949819	19.84	19.84	0.00	0.00
(b)	Individuals							
	i) Holding nominal share capital upto Rs. 1 lakh	3777	1143125	537003	2.85	2.85	0.00	0.00
	ii) Holding nominal share capital in excess of Rs. 1 lakh	42	3532386	3417186	8.81	8.81	0.00	0.00
(c)	Qualified Foreign Investor	0	0	0	0	0	0.00	0.00
(d)	Any Other(specify)	0	0	0	0	0	0.00	0.00
d-i	Trust	0	0	0	0	0	0.00	0.00
d-ii	NRI (Rep & Non Rep)	38	34324	34324	0.09	0.09	0.00	0.00
d-iii	Clearing members	92	5126552	5126552	12.79	12.79	0.00	0.00
d-iv	Hindu undivided family	0	0	0	0	0	0.00	0.00
d-v	Foreign Corp. Bodies	0	0	0	0	0	0.00	0.00
d-vi	Foreign national / Bodies/ OCB	0	0	0	0	0	0.00	0.00
d-vii	NSDL In transit	0	0	0	0	0	0.00	0.00
	Sub-Total (B){2}	4043	17792806	17064884	44.37	44.37	0.00	0.00
	Total Public shareholding (B)=(B){1}+(B){2}	4053	22418964	21691042	55.91	55.91	0.00	0.00
	TOTAL (A)+(B)	4063	40097800	39369878	100.00	100.00	0.00	0.00
(C)	Shares held by Custodians and against which Depository Receipts have been Issued							
1	Promoter and Promoter Group	0	0	0	0.00	0.00	0.00	0.00
2	Public	0	0	0	0.00	0.00	0.00	0.00
	GRAND TOTAL (A)+(B)+(C)	4063	40097800	39369878	100.00	100.00	0.00	0.00



(I) (b) Statement showing holding of securities (including shares, warrants, convertible securities) of persons belonging to the category "Promoter and Promoter Group"


Sr. No.	Name of the shareholder (II)	Details of Shares held		Encumbered shares(*)		Details of warrants		Details of convertible securities		Total shares (including underlying shares assuming full conversion of warrants and convertible securities as a % of diluted share capital
		No of Shares held (A)+(B)+(C) (III)	As a % of grand total (A)+(B)+(C) (IV)	Number (V)	As a Percentage (VI) = (V)/(III)*100 (VII)	As a % of grand total (A)+(B)+(C) (VIII)	No of warrants held (IX)	As a % of total warrants of the same class (X)	Number of convertible securities of the same class (XI)	
1	VINITA SUNIL PATODIA	4585340	11.44	1150000	25.08	2.87	0	0	0	11.44
2	ANIL CHOITHMAL PATODIA	1019000	2.54	0	0.00	0.00	0	0	0	2.54
3	ARUNKUMAR PODDAR	570888	1.42	190000	33.28	0.47	0	0	0	1.42
4	ARCHANA ANIL PATODIA	549150	1.37	0	0.00	0.00	0	0	0	1.37
5	HEMLATA KAMAL PODDAR	266000	0.66	0	0.00	0.00	0	0	0	0.66
6	KAMAL PODDAR	350000	0.87	177400	50.69	0.44	0	0	0	0.87
7	AAVUSH ANIL PATODIA	370000	0.92	0	0.00	0.00	0	0	0	0.92
8	ANIL CHOITHMAL (HUF)	43360	0.11	0	0.00	0.00	0	0	0	0.11
9	HOTEL RELAX PRIVATE LIMITED	8925098	22.26	0	0.00	0.00	0	0	0	22.26
10	CHOICE CAPITAL ADVISORS PRIVATE LIMITED	1000000	2.49	384000	38.40	0.96	0	0	0	2.49
	TOTAL	17678836	44.09	1901400	10.76	4.74	0.00	0.00	0.00	44.09


(*) The term "encumbrance" has the same meaning as assigned to it in regulation 28(3) of the SAST Regulations, 2011



(1)(c)(i) Statement showing holding of securities (including shares, warrants, convertible securities) of persons belonging to the category "Public" and holding more than 1% of the total number of shares.

Sr. No.	Name of the shareholder	Number of shares held	Shares as a percentage of total number of shares (i.e., Grand Total (A)+(B)+(C) indicated in Statement at para 1(i)(a) above)	Details of warrants		Details of convertible securities		Total shares (including underlying shares assuming full conversion of warrants and convertible securities as a % of diluted share capital)
				No of warrants held	As a % of total number of warrants of the same class	Number of convertible securities held	As a % of total number of convertible securities of the same class	
1	GENERAL INSURANCE CORPORATION OF INDIA	18,00,000	4.49	0	0	0	0	4.49
2	CLAIRANT TRADING PRIVATE LIMITED	15,84,550	3.95	0	0	0	0	3.95
3	JAGDISHCHANDER RAMKUMAR BANSAL	15,00,000	3.74	0	0	0	0	3.74
4	CHOICE EQUITY BROKING PVT LTD- BROKER ACCOUNT	13,05,000	3.25	0	0	0	0	3.25
5	CHOICE EQUITY BROKING PRIVATE LIMITED- BROKER ACCOUNT	12,00,000	2.99	0	0	0	0	2.99
6	ICICI BANK LIMITED	11,00,108	2.74	0	0	0	0	2.74
5	MODERN TRADING BUSINESS PRIVATE LIMITED	10,15,306	2.53	0	0	0	0	2.53
7	THE NEW INDIA ASSURANCE COMPANY LIMITED	9,90,000	2.47	0	0	0	0	2.47
8	CHARTERED CAPITAL RESEARCH PRIVATE LIMITED ALKEN MANAGEMENT AND FINANCIAL SERVICES PRIVATE LIMITED	7,50,000	1.82	0	0	0	0	1.82
8	ALKEN MANAGEMENT AND FINANCIAL SERVICES PRIVATE LIMITED	7,20,805	1.80	0	0	0	0	1.80
9	MANASVI CONSULTANCY PVT LTD	6,59,369	1.64	0	0	0	0	1.64
10	PROGRESSIVE SHARE BROKERS PVT. LTD.	6,15,000	1.53	0	0	0	0	1.53
11	FLORENCE AGROFOODS PRIVATE LIMITED	5,00,000	1.25	0	0	0	0	1.25
	TOTAL	1,37,20,178	34.22	0	0	0	0	34.22





Statement showing holding of securities (including shares, warrants, convertible securities) of persons (together with (I)(C)(i) PAC) belonging to the category "Public" and holding more than 5% of the total number of shares of the company								
Sr.No.	Name(s) of the shareholder(s) and the Persons Acting in Concert (PAC) with them	Number of shares	Shares as a percentage of total number of shares (i.e., Grand Total (A)-(B)-(C) Indicated in Statement at para (I)(a) above)	Details of warrants		Details of convertible securities		Total shares (including underlying shares assuming full conversion of warrants and convertible securities as a % of diluted share capital)
				No of warrants held	As a % of total number of warrants of the same class	Number of convertible securities held	As a % of total number of convertible securities of the same class	
		0	0.00					0.00
	TOTAL	0	0.00					0.00

(1) (d) Statement showing details of locked in shares

Sr. No.	Name of shareholder	No. of locked-in shares	shares as percentage of total no. of shares	
			(i.e. Grand Total(A)+(B)+C) indicated in statement at para(1)(a)	Promoter / Promoter Group / Public
		0	0.00	
	TOTAL	0	0.00	

(1) (a) Statement showing details of Depository Receipts (DRs)

Sr. No.	Type of outstanding Dr(ADRs, GDRs, SDRs, etc)	No. of DRs	Shares underlying outstanding DRs as a percentage of total no. of shares (i.e. Grand Total (A)+(B)+C) indicated in	
			No. of shares underlying outstanding DRs	Shares underlying outstanding DRs as a percentage of total no. of shares (i.e. Grand Total (A)+(B)+C) indicated in
1		0	0	0.00
	TOTAL	0	0	0.00

(1) (b) Statement showing holding of Depository Receipts (DRs) where underlying shares are in excess of 1% of the total no. of shares

Sr. No.	Name of the DR Holder	Type of outstanding DR(ADRs, GDRs, SDRs, etc.)	Shares underlying outstanding DRs as a percentage of total no. of shares (i.e. Grand Total (A)+(B)+C) indicated in	
			No. of shares underlying outstanding DRs	Shares underlying outstanding DRs as a percentage of total no. of shares (i.e. Grand Total (A)+(B)+C) indicated in
1		0	0	0.00
	TOTAL	0	0	0.00

