



Introductory sub-table (I)(a)

Name of the Company: MONTE CARLO FASHIONS LIMITED			
BSE Scrip Code: 538836	NSE Symbol: MONTECARLO	Class of Security: EQUITY	
Quarter Ended: 30.09.2015			
Partly paid-up shares:-			
	No. of partly paid-up shares	As a % of total no. of partly paid-up shares	As a % of total no. of shares of the company
Held by promoter/promoter group	0	0	0
Held by public	0	0	0
Total	0	0	0
Outstanding convertible securities:-			
	No. of outstanding securities	As a % of total no. of outstanding convertible securities	As a % of total no. of shares of the company, assuming full conversion of the convertible securities
Held by promoter/promoter group	0	0	0
Held by public	0	0	0
Total	0	0	0
Warrants:-			
	No. of warrants	As a % of total no. of warrants	As a % of total no. of shares of the company, assuming full conversion of warrants
Held by promoter/promoter group	0	0	0
Held by public	0	0	0
Total	0	0	0
Total paid-up capital of the company, assuming full conversion of warrants and convertible securities			21,732,064




Statement Showing Shareholding Pattern

Category code	Category of Shareholder	Number of Shareholders	Table (I)(a)		Total shareholding as a percentage of total number of shares		Shares Pledged or otherwise encumbered	
			Total number of shares	Number of shares held in dematerialized form	As a percentage of (A+B) ¹	As a percentage of (A+B+C)	Number of shares	As a percentage
(I)	(II)	(III)	(IV)	(V)	(VI)	(VII)	(VIII)	(IX)= (VIII)/(IV)*100
(A)	Shareholding of Promoter and Promoter Group²							
1	Indian							
(a)	Individuals/ Hindu Undivided Family	5	328622	328622	1.51	1.51	0	0.00
(b)	Central Government/ State Government(s)	0	0	0	0.00	0.00	0	0.00
(c)	Bodies Corporate	10	12990329	12990329	59.77	59.77	0	0.00
(d)	Financial Institutions/ Banks	0	0	0	0.00	0.00	0	0.00
(e)	Any Others(Specify)							
(e-i)	Relatives of Promoters	7	580083	580083	2.67	2.67	0	0.00
	Sub Total(A)(1)	22	13899034	13899034	63.96	63.96	0	0.00
2	Foreign							
a	Individuals (Non-Residents Individuals/ Foreign Individuals)	0	0	0	0.00	0.00	0	0.00
b	Bodies Corporate	0	0	0	0.00	0.00	0	0.00
c	Institutions	0	0	0	0.00	0.00	0	0.00
d	Qualified Foreign Investor	0	0	0	0.00	0.00	0	0.00
e	Any Others(Specify)							
e-i								
	Sub Total(A)(2)	0	0	0	0	0	0	0
	Total Shareholding of Promoter and Promoter Group (A)= (A)(1)+(A)(2)	22	13899034	13899034	63.96	63.96	0	0.00



(B)	Public shareholding							
1	Institutions							
(a)	Mutual Funds/ UTI	14	1090319	1090319	5.02	5.02	NA	NA
(b)	Financial Institutions / Banks	2	4772	4772	0.02	0.02	NA	NA
(c)	Central Government/ State Government(s)	0	0	0	0.00	0.00	NA	NA
(d)	Venture Capital Funds	0	0	0	0.00	0.00	NA	NA
(e)	Insurance Companies	0	0	0	0.00	0.00	NA	NA
(f)	Foreign Institutional Investors	7	988683	988683	4.55	4.55	NA	NA
(g)	Foreign Venture Capital Investors	0	0	0	0.00	0.00	NA	NA
(h)	Qualified Foreign Investor	0	0	0	0.00	0.00	NA	NA
(i)	Any Other (specify)							
	Sub-Total (B)(1)	23	2083774	2083774	9.59	9.59	NA	NA
B 2	Non-institutions							
(a)	Bodies Corporate	311	3572021	3566771	16.44	16.44	NA	NA
(b)	Individuals							
I	i. Individual shareholders holding nominal share capital up to Rs 1 lakh	47671	1628722	1612163	7.49	7.49	NA	NA
II	ii. Individual shareholders holding nominal share capital in excess of Rs. 1 lakh.	7	100577	84015	0.46	0.46	NA	NA
(c)	Qualified Foreign Investor (Foreign Portfolio Investor-Corporate)	1	16192	16192	0.07	0.07	NA	NA
(d)	Any Other (specify)							
(d-i)	Trust	2	248782	248782	1.14	1.14	NA	NA
(d-ii)	Clearing Member	164	22910	22910	0.11	0.11	NA	NA
(d-iii)	Foreign Nationals	143	31923	31923	0.15	0.15	NA	NA
(d-iv)	Hindu Undivided Family	3292	128129	128129	0.59	0.59	NA	NA
	Sub-Total (B)(2)	51591	5749256	5710885	26.46	26.46	NA	NA
(B)	Total Public Shareholding (B)= (B)(1)+(B)(2)	51614	7833030	7794659	36.04	36.04	NA	NA
	TOTAL (A)+(B)	51636	21732064	21693693	100.00	100.00	NA	NA




(C)	Shares held by Custodians and against which Depository Receipts have been issued							
1	Promoter and Promoter Group	0	0	0	0	0.00	NA	NA
2	Public	0	0	0	0	0.00	NA	NA
	Sub-Total (C)	0	0	0	0	0.00	NA	NA
	GRAND TOTAL (A)+(B)+(C)	51636	21732064	21693693	100.00	100.00	NA	NA



(I)(b) Statement showing holding of securities (including shares, warrants, convertible securities) of persons belonging to the category “Promoter and Promoter Group”

Sr. No.	Name of the shareholder	Details of Shares held		Encumbered shares (*)			Details of warrants		Details of convertible securities		Total shares (including underlying shares assuming full conversion of warrants and convertible securities) as a % of diluted share capital
		Number of shares held	As a % of grand total (A)+(B)+(C)	No.	As a percentage	As a % of grand total (A)+(B)+(C) of sub-clause (I)(a)	Number of warrants held	As a % total number of warrants of the same class	Number of convertible securities held	As a % total number of convertible securities of the same class	
(I)	(II)	(III)	(IV)	(V)	(VI)=(V)/(II I)*100	(VII)	(VIII)	(IX)	(X)	(XI)	(XII)
1	SIDHANT AND MANNAT COMPANY LIMITED	4404000	20.26	0	0.00	0.00	0	0	0	0	0
2	SIMRAN AND SHANAYA COMPANY LIMITED	4404000	20.26	0	0.00	0.00	0	0	0	0	0
3	NAHAR CAPITAL & FINANCIAL SERVICES LIMITED	1632798	7.51	0	0.00	0.00	0	0	0	0	0
4	NAGDEVI TRADING & INVESTMENT COMPANY LIMITED	1185150	5.45	0	0.00	0.00	0	0	0	0	0
5	GIRNAR INVESTMENT LIMITED	825714	3.80	0	0.00	0.00	0	0	0	0	0



6	VANAİK INVESTORS LIMITED	409273	1.88	0	0.00	0.00	0	0	0	0	0
7	TANVI OSWAL	175000	0.81	0	0.00	0.00	0	0	0	0	0
8	KAMAL OSWAL	109112	0.50	0	0.00	0.00	0	0	0	0	0
9	JAWAHAR LAL OSWAL	108787	0.50	0	0.00	0.00	0	0	0	0	0
10	DINESH OSWAL	108623	0.50	0	0.00	0.00	0	0	0	0	0
11	ABHILASH OSWAL	107583	0.50	0	0.00	0.00	0	0	0	0	0
12	SAMBHAV OSWAL	87500	0.40	0	0.00	0.00	0	0	0	0	0
13	ABHINAV OSWAL	70000	0.32	0	0.00	0.00	0	0	0	0	0
14	RISHABH OSWAL	70000	0.32	0	0.00	0.00	0	0	0	0	0
15	ATAM VALLABH FINANCIERS LIMITED	67106	0.31	0	0.00	0.00	0	0	0	0	0
16	MANISHA OSWAL	52500	0.24	0	0.00	0.00	0	0	0	0	0
17	VARDHMAN INVESTMENTS LIMITED	49718	0.23	0	0.00	0.00	0	0	0	0	0
18	RITU OSWAL	17500	0.08	0	0.00	0.00	0	0	0	0	0
19	OSWAL WOOLLEN MILLS LIMITED	12528	0.06	0	0.00	0.00	0	0	0	0	0
20	MONICA OSWAL	1050	0.00	0	0.00	0.00	0	0	0	0	0
21	RUCHIKA OSWAL	1050	0.00	0	0.00	0.00	0	0	0	0	0
22	NEHA CREDIT & INVESTMENT PRIVATE LIMITED	42	0.00	0	0.00	0.00	0	0	0	0	0
TOTAL		13899034	63.96	0	0.00	0.00	0	0	0	0	0

(* The term "encumbrance" has the same meaning as assigned to it in regulation 28(3) of the SAST Regulations, 2011



(I)(c)(i) Statement showing holding of securities (including shares, warrants, convertible securities) of persons belonging to the category "Public" and holding more than 1% of the total number of shares

Sr. No.	Name of the shareholder	Number of shares held	Shares as a percentage of total number of shares {i.e., Grand Total (A)+(B)+(C) indicated in Statement at para (I)(a) above}	Details of warrants		Details of convertible securities		Total shares (including underlying shares assuming full conversion of warrants and convertible securities) as % of diluted share capital
				Number of warrants held	As a % total number of warrants of the same class	Number of convertible securities held	% w.r.t total number of convertible securities of the same class	
1	Kanchi Investments Limited	2376570	10.94	0	0	0	0	0
2	Birla Sun Life Trustee Company Private Ltd. A/c Birla Sun Life Midcap Fund	909819	4.19	0	0	0	0	0
3	Goldman Sachs India Fund Ltd.	509456	2.34	0	0	0	0	0
4	Aditya Birla Private Equity Trust	341159	1.57	0	0	0	0	0
5	ICICI Prudential Life Insurance Company Ltd.	332843	1.53	0	0	0	0	0
6	DB International (ASIA) Ltd.	282003	1.30	0	0	0	0	0
TOTAL		4751850	21.87	0	0	0	0	0



(I)(c)(ii) Statement showing holding of securities (including shares, warrants, convertible securities) of persons (together with PAC) belonging to the category “Public” and holding more than 5% of the total number of shares of the company

Sr. No.	Name(s) of the shareholder(s) and the Persons Acting in Concert (PAC) with them	Number of shares	Shares as a percentage of total number of shares {i.e., Grand Total (A)+(B)+(C) indicated in Statement at para (I)(a) above}	Details of warrants		Details of convertible securities		Total shares (including underlying shares assuming full conversion of warrants and convertible securities) as a % of diluted share capital
				Number of warrants held	As a % total number of warrants of the same class	Number of convertible securities held	% w.r.t total number of convertible securities of the same class	
1	Kanchi Investments Limited	2376570	10.94	0	0	0	0	0
	TOTAL	2376570	10.94	0	0	0	0	0



(I)(d) Statement showing details of locked-in shares

Sr. No.	Name of the shareholder	Number of locked-in shares	Locked-in shares as a percentage of total number of shares {i.e., Grand Total (A)+(B)+(C) indicated in Statement at para (I)(a) above}
1	Abhilash Oswal	107583	0.50
2	Abhinav Oswal	70000	0.32
3	Adishwar Enterprises LLP	37012	0.17
4	Atam Vallabh Financiers Limited	67106	0.31
5	Chanchal Juneja	140	0.00
6	Devakar Investment & Trading Co. Pvt. Ltd.	12600	0.06
7	Dharam Bir	42	0.00
8	Dinesh Oswal	108623	0.50
9	Girnar Investments Limited	825714	3.80
10	Gopal Dass Gupta	44	0.00
11	Gurcharan Dass Gupta	44	0.00
12	Jag Vallabh Paras Nath Capital Inv.(P)	5250	0.02
13	Jawahar Lal Oswal	108787	0.50
14	Kamal Oswal	109112	0.50
15	Kanchi Investments Limited	2376570	10.94
16	Kapil Kumar Jain	263	0.00
17	Komal Jain	42	0.00
18	Manisha Oswal	52500	0.24
19	Monica Oswal	1050	0.00
20	Nagdevi Trading & Investment Co. Limited	1185150	5.45
21	Nahar Capital And Financial Services Limited	1575000	7.25
22	Narayan Dass Jain	746	0.00
23	Neha Credit & Investment Pvt. Ltd.	42	0.00
24	Pavittar Kumar Jain	42	0.00
25	Rattan Chand Oswal Memorial Trust	190	0.00
26	Rishabh Oswal	70000	0.32
27	Ritu Oswal	17500	0.08
28	Ruchika Oswal	1050	0.00
29	Sambhav Oswal	87500	0.40
30	Sanjay Jakhetia	1366	0.01
31	Santosh Kanta Jain	2940	0.01
32	Ajit Kumar Jain	42	0.00
33	Ajudhiya Prasad Rangra	26	0.00
34	Anil Kumar Arora	1260	0.01
35	Arvind Kumar Jain	42	0.00
36	Ashok Kumar Oswal	84	0.00
37	Atam Parkash Jain	130	0.00
38	Babu Ram Mahajan	52	0.00



39	Baldev Kumar	658	0.00
40	Baldev Raj Jain	210	0.00
41	Banarso Devi Oswal	84	0.00
42	Bhupinder Jain	316	0.00
43	Chaman Lal Jain	130	0.00
44	Chamba Lal Jain	130	0.00
45	Chander Bhushan Jain	130	0.00
46	Dharam Pal Jain	42	0.00
47	Din Dayal Sahi	42	0.00
48	Faqir Chand	42	0.00
49	Jaikaran Singh	42	0.00
50	Jawahar Lal Jain	88	0.00
51	Joginder Pal Jain	88	0.00
52	Kailash Chander Jain	42	0.00
53	Kapil Kumar Jain	263	0.00
54	Karam Chand Jain	64	0.00
55	Kashmiri Lal Jain	130	0.00
56	Kasturi Lal Jain	130	0.00
57	Kewal Kumar Sharma	42	0.00
58	Kimti Lal Jain	1050	0.00
59	L.C. Gupta	4	0.00
60	Manav Gulati	42	0.00
61	Narinder Kumar Jain	42	0.00
62	Narinder Kumar Jain	472	0.00
63	Raj Kumar Jain	130	0.00
64	Raj Kumar Jain	42	0.00
65	Raj Kumar Jain	52	0.00
66	Rajeev Kumar Jain	52	0.00
67	Rajinder Kumar Jain	280	0.00
68	Rakesh Jain	88	0.00
69	Ram Bharose Lal	78	0.00
70	Ram Kumar Chopra	80	0.00
71	Ram Paul	42	0.00
72	Ram Rattan Sethi	42	0.00
73	Rikhab Dass Jain	130	0.00
74	Romesh Chand	42	0.00
75	S. H. Quadri	64	0.00
76	Sagar Chand Jain	556	0.00
77	Sat Paul Nijhawan	42	0.00
78	Shri Paul Jain	262	0.00
79	Shri Paul Oswal	78	0.00
80	Sudarshan Dass Gupta	44	0.00
81	Sudarshan Kumar Sharma	42	0.00
82	Sudesh Kumar Punni	1312	0.01



83	Sukhdev Kumar Jain	526	0.00
84	Sunil Kumar Jain	42	0.00
85	Surinder Mohan Jain	42	0.00
86	Sushil Kumar Jain	148	0.00
87	Tek Chand Jain	132	0.00
88	Umang Joshi	130	0.00
89	Vidya Sagar Jain	42	0.00
90	Vinod Kumar Gupta	42	0.00
91	Vipin Jain	42	0.00
92	Yash Paul Jain	1348	0.01
93	Yash Paul Jain	42	0.00
94	Sidhant and Mannat Company Ltd.	4404000	20.26
95	Simran and Shanaya Company Ltd.	4404000	20.26
96	Darshana Rani	70	0.00
97	Gunmala Jain	526	0.00
98	Kailash Rani Jain	332	0.00
99	Neelam Jain	282	0.00
100	Nirmal Kumari Oswal	16562	0.08
101	Phulla Wanti	130	0.00
102	Shakun Oswal	210	0.00
103	Vaneeta Jain	2572	0.01
104	Manvati	130	0.00
105	Sudesh Jain	42	0.00
106	Sunit Kumar Jain	280	0.00
107	Tanvi Oswal	175000	0.81
108	Vanaik Investors Ltd.	409273	1.88
109	Vardhman Investments Ltd.	49718	0.23
	TOTAL	16299048	75.00



(II)(a) Statement showing details of Depository Receipts (DRs)

Sr. No.	Type of outstanding DR (ADRs, GDRs, SDRs, etc.)	Number of outstanding DRs	Number of shares underlying outstanding DRs	Shares underlying outstanding DRs as a percentage of total number of shares {i.e., Grand Total (A)+(B)+(C) indicated in Statement at para (I)(a) above}
1				
2				
3				
4				
5				
6				
7				
8				
9				
TOTAL		0	0	0.00

N.A.



Statement showing holding of Depository Receipts (DRs), where underlying shares held by "promoter/promoter group" are in excess of 1% of the total number of shares

(II)(b)

Sr. No.	Name of the DR Holder	Type of outstanding DR (ADRs, GDRs, SDRs, etc.)	Number of shares underlying outstanding DRs	Shares underlying outstanding DRs as a percentage of total number of shares {i.e., Grand Total (A)+(B)+(C) indicated in Statement at para (I)(a) above}
1				
2				
3				
4				
5				
6				
7				
8				
9				
TOTAL				

N.A.



(III) (a) Statement showing the voting pattern of shareholders, if more than one class of shares/securities is issued

(Give description of voting rights for each class of security.)


Class X:

Class Y:

Class Z:

Category	Category of shareholder	Number of Voting Rights held in each class of securities			Total Voting Rights (III+IV+V)	Total Voting Rights i.e. (VI)	
		Class X	Class Y	Class Z		As a percentage of (A+B)	As a percentage of (A+B+C)
(I)	(II)	(III)	(IV)	(V)	(VI)	(VII)	(VIII)
(A)	Promoter and Promoter						
-1	Indian						
(a)	Individuals/ Hindu Undivided Family						
(b)	Central Government/ State Government(s)						
(c)	Bodies Corporate						
(d)	Financial Institutions/ Banks						
(e)	Any Other (specify)						
	Sub-Total (A)(1)						
-2	Foreign						
(a)	Individuals (Non-Resident Individuals/ Foreign Individuals)						
(b)	Bodies Corporate						
(c)	Institutions						
(d)	Any Other (specify)						
	Sub-Total (A)(2)						
	Total Shareholding of Promoter and Promoter Group (A)= (A)(1)+(A)(2)						
(B)	Public shareholding						
-1	Institutions						
(a)	Mutual Funds/UTI						
(b)	Financial Institutions/ Banks						
(c)	Central Government/ State Government(s)						
(d)	Venture Capital Funds						
(e)	Insurance Companies						
(f)	Foreign Institutional Investors						
(g)	Foreign Venture Capital Investors						
(h)	Any Other (specify)						

N.A



	Sub-Total (B)(1)					
-2	Non-institutions					
(a)	Bodies Corporate					
(b)	Individuals - i. Individual shareholders holding nominal share capital up to Rs. 1 lakh. ii. Individual shareholders holding nominal share capital in excess of Rs. 1 lakh.					
(c)	Any Other (specify)					
	Sub-Total (B)(2)					
	Total Public Shareholding (B) = (B)(1)+(B)(2)					
	TOTAL (A)+(B)					
(C)	Shares held by Custodians and against which Depository Receipts have been issued					
	GRAND TOTAL (A)+(B)+(C)					

For Monte Carlo Fashions Ltd.

[Signature]
Company Secretary

