

(1) (a)


**Statement Showing Shareholding Pattern**

Name of the Company: MIPCO SEAMLESS RINGS (GUJARAT) LIMITED

Scrip Code:505797, Name of the Scrip: Mipco Seamless Rings (Gujarat) Limited


Class of Security:Equity, Listed at BSE, Quarter ended: 30.09.2015

Partly paid-up shares:-	No. of partly paid-up shares	As a % of total no. of partly paid-up Shares	As a % of total no. of shares of the company
Held by promoter/promoter group	0	0	0
Held by public	0	0	0
<b>Total</b>	<b>0</b>	<b>0</b>	<b>0</b>
Outstanding convertible securities:-	No. of outstanding securities	As a % of total no. of outstanding convertible securities	As a % of total no. of shares of the company, assuming full conversion of the convertible securities
Held by promoter/promoter group	0	0	0
Held by public	0	0	0
<b>Total</b>	<b>0</b>	<b>0</b>	<b>0</b>
Warrants:-	No. of warrants	As a % of total no. of warrants	As a % of total no. of shares of the company, assuming full conversion of Warrants
Held by promoter/promoter group	0	0.00	0.00
Held by public	0	0.00	0.00
<b>Total</b>	<b>0</b>	<b>0.00</b>	<b>0.00</b>
<b>Total paid-up capital of the company, assuming full conversion of warrants and</b>	<b>3584800</b>		



## Statement Showing Shareholding Pattern

Category Code	Category of Shareholder	Number of Share Holders	Total Number of Shares	Number of Shares held in Dematerialized Form	Total Shareholding as a percentage of total Number of Shares		Shares Pledged or otherwise encumbered	
					As a Percentage of (A+B)	As a Percentage of (A+B+C)	Number of Shares	As a Percentage
(I)	(II)	(III)	(IV)	(V)	(VI)	(VII)	(VIII)	(IX) = (VIII)/(IV)*100
<b>A</b>	<b>Promoter and Promoter Group</b>							
(1)	Indian							
(a)	Individuals/Hindu Undivided Family	1	1563722	0	43.62	43.62	0	0.00
	Central Government /State Government (s)	0	0	0	-	-	0	-
(c)	Bodies Corporate	0	0	0	-	-	0	-
(d)	Financial Institutions / Banks	0	0	0	-	-	0	-
(e)	Any other(PAC)	0	0	0	-	-	0	0.00
(f)	Others	0	0	0	0.00%	0	0	0
	<b>Sub-Total (A)(1)</b>	<b>1</b>	<b>1563722</b>	<b>0</b>	<b>43.62</b>	<b>43.62</b>	<b>0</b>	<b>0.00</b>
(2)	Foreign							
(a)	Individuals (Non Resident Individuals/ Foreign Individuals)	0	0	0	-	-	0	-
(b)	Bodies Corporate	0	0	0	-	-	0	-
(c)	Institutions	0	0	0	-	-	0	-
(d)	Qualified Foreign Investor	0	0	0	-	-	0	-
(e)	Any Other	0	0	0	-	-	0	-
	<b>Sub-Total (A)(2)</b>	<b>0</b>	<b>0</b>	<b>0</b>	<b>-</b>	<b>-</b>	<b>0</b>	<b>-</b>
	<b>Total Shareholding of Promoter and Promoter Group A=(A)(1) + (A)(2)</b>	<b>1</b>	<b>1563722</b>	<b>0</b>	<b>43.62</b>	<b>43.62</b>	<b>0</b>	<b>0</b>
<b>B</b>	<b>Public Shareholding</b>							
(1)	Institutions							
(a)	Mutual Funds/UTI	5	15497	0	0.43	0.43	0	-
(b)	Financial Institutions/Banks	8	2460	0	0.07	0.07	0	-
(c)	Central Government/State Government	0	0	0	-	-	0	-
(d)	Venture Capital Funds	0	0	0	-	-	0	-
(e)	Insurance Companies	0	0	0	-	-	0	-
(f)	Foreign Institutional Investors	0	0	0	-	-	0	-
(g)	Foreign Venture Capital Investors	0	0	0	-	-	0	-
(h)	Qualified Foreign Investor	0	0	0	-	-	0	-
(i)	Any Other	0	0	0	-	-	0	-
	<b>Sub-Total (B)(1)</b>	<b>13</b>	<b>17957</b>	<b>0</b>	<b>0.50</b>	<b>0.50</b>	<b>0</b>	<b>-</b>




(2)	<b>Non-institutions</b>							
(a)	Bodies Corporate	81	108886	3982	3.04	3.04	0	-
(b)	Individuals							
	i Individual Shareholders holding nominal share capital upto Rs. 1 Lakh	18549	1734559	159747	48.39	48.39	0	-
	ii Individual Shareholders holding nominal share capital in excess of Rs. 1 Lakh	8	158828	65254	4.43	4.43	0	-
(c)	Qualified Foreign Investor-Corporate	0	0	0	-	-	0	-
(d)	CLEARING MEMBER	0	0	0	-	-	0	-
(e)	TRUST	1	350	350	0.01	0.01	0	-
(f)	Non Resident Individuals	3	498	498	0.01	0.01	0	-
(g)	Foreign Bodies Corp	0	0	0	-	-	0	-
(h)	Foreign Nation	0	0	0	-	-	0	-
(i)	FPI - Individual	0	0	0	-	-	0	-
(j)	FPI - Corporate	0	0	0	-	-	0	-
	<b>Sub-Total (B)(2)</b>	<b>18642</b>	<b>2003121</b>	<b>229831</b>	<b>55.88</b>	<b>55.88</b>	<b>0</b>	<b>-</b>
	<b>Total Public Shareholding</b>							
	<b>B=(B)(1)+(B)(2)</b>	<b>18655</b>	<b>2021078</b>	<b>229831</b>	<b>56.38</b>	<b>56.38</b>	<b>0</b>	<b>-</b>
	<b>Total (A)+(B)</b>	<b>18656</b>	<b>3584800</b>	<b>229831</b>	<b>100.00</b>	<b>100.00</b>	<b>0</b>	<b>-</b>
(C)	<b>Shares held by Custodians and against which Depository Receipts have been issued</b>							
(1)	Promoter and Prmoter Group	0	0	0	0	0	0	0
(2)	Public	0	0	0	0	0	0	0
	<b>GRAND TOTAL (A) + (B) + (C)</b>	<b>18656</b>	<b>3584800</b>	<b>229831</b>	<b>100.00</b>	<b>100.00</b>	<b>0</b>	<b>0</b>

For Mipco Seamless Rings (Gujarat)Limited

Date: 15.10.2015  
Place: Hyderabad

Sanjiv Kumar Tandon  
Director; DIN: 02579261



**“Promoter and Promoter Group”**

Sl. No.	Name of the shareholder	Total shares held		Shares pledged or otherwise			Details of Warrants		Details of Convertible Securities		Total Shares (including underlying shares assuming full conversion of warrants and convertible securities) as a % of diluted share capital No. of shares
		Number	As a % of grand total (A)+(B)+(C)	Number	% of Total Shares Held	As a % of grand total (A)+(B)+(C)	No of warrant held (VIII)	As a % total number of warrants of the same class	No of convertible securities held	As a % total number of convertible securities of the same class	
1	SACHENDRA TUMMALA	1563722	43.62	0	0.00	0.00	0	0.00	0	0.00	43.62
	TOTAL	1563722	43.62	0	0.00	0.00	0	0.00	0	0.00	43.62

**(1)(c) Statement showing Shareholding of persons belonging to the category “Public” and holding more than 1% of the total number of shares**

Sl. No.	Name of the shareholder	Number	No. of shares	Shares as % of Total No. of Shares	Details of Warrants		Details of Convertible		Total Shares (including underlying shares assuming full conversion of warrants and convertible securities) as a % of diluted share capital No. of shares
					No of warrants held	As a % total number of warrants of the same class	No of convertible securities held	% total number of convertible securities of the same class	
1	ASK RAYMOND JAMES ARBITAGE LTD		66675	1.86	0	0	0	0	1.86
	TOTAL		66675	1.86	0	0	0	0	1.86

**(1)(c) Statement showing Shareholding of persons belonging to the category “Public” and holding more than 5% of the total number of shares**

Sl. No.	Name of the shareholder	Number	No. of shares	Shares as % of Total No. of Shares	Details of Warrants		Details of Convertible		Total Shares (including underlying shares assuming full conversion of warrants and convertible securities) as a % of diluted share capital No. of shares
					No of warrants held	As a % total number of warrants of the same class	No of convertible securities held	% total number of convertible securities of the same class	
1	TOTAL		0	0	0	0	0	0	0
	TOTAL		0	0	0	0	0	0	0



(I)(d)

## Statement showing details of locked-in shares

Sl. No.	Name of the shareholder	Number of shares	Shares as % of Total No. of Shares	Category
	TOTAL	0	0	
	TOTAL			

(II)(a) Statement showing details of Depository Receipts (DRs)

Sl. No.	Type of outstanding DR (ADRs, GDRs, SDRs, etc.)	Number of outstanding DRs	Number of shares underlying outstanding DRs	Shares underlying outstanding DRs as a percentage of total number of shares
1	TOTAL	0	0	0.00
	TOTAL			

(II)(b) Statement showing Holding of Depository Receipts (DRs), where underlying shares are in excess of 1% of the total number of shares

Sl. No.	Name of the DR Holder	Type of outstanding DR (ADRs, GDRs, SDRs,	Number of shares underlying outstanding DRs	Shares underlying outstanding DRs as a percentage of total number of shares
1	TOTAL		0	0.00
	TOTAL			

