


DETAILS FOR CLAUSE 47-C FOR THE PERIOD 01/04/2015 TO 30/09/2015
COMPANY : MIRCH TECHNOLOGIES LIMITED

Transfer Within 15 Days	1	100
	1	100




Name of the Company	MIRCH TECHNOLOGIES LTD		
Scrip Code		Quarter Ended	30/09/2013

Partly Paid-up Shares	No. of partly paid-up shares	As a % of total no. of partly paid-up shares	As a % of total no. of shares of the company
Held by promoter/promoter group	NIL	NIL	NIL
Held by public	NIL	NIL	NIL
Total			

Outstanding convertible securities :-	No. of outstanding securities	As a % of total no. of outstanding convertible securities	As a % of total no. of shares of the company, assuming full conversion of the convertible securities
Held by promoter/promoter group	NIL	NIL	NIL
Held by public	NIL	NIL	NIL
Total			

Warrants:-	No. of warrants	As a % of total no. of warrants	As a % of total no. of shares of the company assuming full conversion of the warrants
Held by promoter/promoter group	NIL	NIL	NIL
Held by public	NIL	NIL	NIL
Total			

Total paid-up capital of the company, assuming full conversion of warrants and convertible securities	800000
---	--------



Showing Shareholding Pattern under Clause 35 of the Listing Agreement

MIRCH TECHNOLOGIES LTD

Quarter Ended


30/09/2015

Shareholder	Number of Shareholders	Total number of shares	Number of shares held in dematerialized form	Total Shareholding as a percentage of total number of shares		Shares pledged or otherwise encumbered	
				As a percentage of (A+B)	As a percentage of (A+B+C)	Number of shares	As a percentage
of Promoter and P							
/ Hindu Undivided Family	0	0	0	0.00	0.00	0	0.00
ment/	0	0	0	0.00	0.00	0	0.00
ent(s)							
ate	0	0	0	0.00	0.00	0	0.00
stitutions/Banks	0	0	0	0.00	0.00	0	0.00
(specify)							
Relative	3	310850	307500	38.86	38.86	0	0.00
ating in Concert	2	255444	250344	31.93	31.93	0	0.00
	0	0	0	0.00	0.00	0	0.00
(1)	5	566294	557844	70.79	70.79	0	0.00
(Non-Resident Individuals/	0	0	0	0.00	0.00	0	0.00
iduals)							
ate	0	0	0	0.00	0.00	0	0.00
	0	0	0	0.00	0.00	0	0.00
Foreign Investor	0	0	0	0.00	0.00	0	0.00
(specify)	0	0	0	0.00	0.00	0	0.00
(2)	0	0	0	0.00	0.00	0	***.***
olding of Promoter and	5	566294	557844	70.79	70.79	0	0.00
up (A)=(A)(1)+(A)(2)							



(1)(a) Statement showing Shareholding Pattern under Clause 35 of the Listing Agreement

Name of the Company: MIRCH TECHNOLOGIES LTD
 Scrip Code: _____
 Quarter Ended: 30/09/2015



Category Code	Category	Number of Shareholders	Total number of Shares	Number of Shares held in dematerialized form	Total Shareholding as a percentage of total number of shares		Number of Shares pledged or otherwise encumbered	As a percentage
					As a percentage of (A+B)	As a percentage of (A+B+C)		
(A)	Shareholding of Promoter and Promoter Group							
1	Indian							
(a)	Individuals / Hindu Undivided Family	0	0	0	0.00	0.00	0	0.00
(b)	Central Government/ State Government(s)	0	0	0	0.00	0.00	0	0.00
(c)	Bodies Corporate	0	0	0	0.00	0.00	0	0.00
(d)	Financial Institutions/Banks	0	0	0	0.00	0.00	0	0.00
(e)	Any Other (Specify)	3	310850	307500	38.86	38.86	0	0.00
	(a) Directors	2	255444	250344	31.93	31.93	0	0.00
	(b) Directors Relative	0	0	0	0.00	0.00	0	0.00
	(c) Person Acting in Concert							
	Sub Total (A)(1)	5	566294	557844	70.79	70.79	0	0.00
2	Foreign							
(a)	Individuals (Non-Resident Individuals/ Foreign Individuals)	0	0	0	0.00	0.00	0	0.00
(b)	Bodies Corporate	0	0	0	0.00	0.00	0	0.00
(c)	Institutions	0	0	0	0.00	0.00	0	0.00
(d)	Qualified Foreign Investor	0	0	0	0.00	0.00	0	0.00
(e)	Any Other (Specify)	0	0	0	0.00	0.00	0	0.00
	Sub Total (A)(2)	0	0	0	0.00	0.00	0	***.***
	Total Shareholding of Promoter and Promoter Group (A)=(A)(1)+(A)(2)	5	566294	557844	70.79	70.79	0	0.00

MIRCH TECHNOLOGIES LTD

Name of the Company

Quarter Ended 30/09/2015

Script Code

30/09/2015

Quarter Ended

30/09/2015

Quarter Ended

30/09/2015

Quarter Ended

30/09/2015

Quarter Ended

30/09/2015

Category Code	Category Shareholder	Number of Shareholders of shares	Total number of shares	Number of shares held in dematerialized form	Total Shareholding as a percentage of total number of shares	AS a Percentage of (A+B)	AS a Percentage of (A+B+C)	Number of shares	AS a Percentage of (A+B+C)	AS a Percentage of (A+B+C)	Shares pledged or otherwise encumbered
(B)	Public Shareholding										N.A.
1	Institutions										N.A.
(a)	Mutual Funds / UTI	0	0	0	0.00	0.00	0.00				
(b)	Financial Institutions / Banks	1	100	0	0.01	0.01	0.01				
(c)	Central Government / State Government(s)	0	0	0	0.00	0.00	0.00				
(d)	Venture Capital Funds	0	0	0	0.00	0.00	0.00				
(e)	Insurance Companies	0	0	0	0.00	0.00	0.00				
(f)	Foreign Institutional Investors	0	0	0	0.00	0.00	0.00				
(g)	Foreign Venture Capital Investors	0	0	0	0.00	0.00	0.00				
(h)	Qualified Foreign Investor	0	0	0	0.00	0.00	0.00				
(i)	Any Other (Specify)	0	0	0	0.00	0.00	0.00				
	Sub Total (B)(1)	1	100	0	0.01	0.01	0.01				N.A.
2	Non-Institutions										
(a)	Bodies Corporate	15	6336	3126	0.79	0.79	0.79				
(b)	Individuals										
(i)	Individual Shareholders holding nominal share capital up to Rs. 1 lakh	1953	222662	36871	27.83	27.83	27.83				
(ii)	Individual Shareholders holding nominal share capital in excess of Rs. 1 lakh	0	0	0	0.00	0.00	0.00				
(c)	Qualified Foreign Investor	0	0	0	0.00	0.00	0.00				
(d)	Any Other (Specify)										
	(a) N.R.I. (Repeat & Non-Repeat.)	4	275	275	0.03	0.03	0.03				
	(b) Foreign Corporate Bodies	0	0	0	0.00	0.00	0.00				
	(c) Trust	2	3300	3300	0.41	0.41	0.41				
	(d) Hindu Undivided Family	4	1033	1033	0.13	0.13	0.13				
	(e) Employee	0	0	0	0.00	0.00	0.00				
	(f) Clearing Members	0	0	0	0.00	0.00	0.00				
	(h) Clearing Members	0	0	0	0.00	0.00	0.00				
	Sub Total (B)(2)	1978	233606	44205	29.20	29.20	29.20				N.A.
	Total Public Shareholding (B)= (B)(1)+(B)(2)	1979	233706	44205	29.21	29.21	29.21				
	TOTAL (A)+(B)	1984	800000	602049	100.00	100.00	100.00				N.A.
(C)	Shares held by Custodians and against which Depository Receipts have been issued										
1)	Promoter and Promoter Group	0	0	0	0.00	0.00	0.00				N.A.
2)	Public	0	0	0	0.00	0.00	0.00				N.A.
	Sub-Total (C)	0	0	0	0.00	0.00	0.00				N.A.
	GRAND TOTAL (A)+(B)+(C)										




Name of the Company	MIRCH TECHNOLOGIES LTD
Quarter Ended	30/09/2015

(1)(ii) Statement showing holding of securities (including shares, warrants, convertible securities) of persons belonging to the category "Promoter and Promoter Group"

Sl. No.	Name of the Shareholder	Details of Shares held			Encumbered shares (M)		Details of Arrarants		Details of convertible securities		Total Shares (including underlying shares assuming full conversion of arrarants and convertible securities as a % diluted share capital (XII))
		Number of Shares held	as a % of Grand Total (A)+(B)+(C)	Number as a percentage (VI)-(V)/(III)*100	As a % of grand total (B)+(D)+(E) of sub-clause (I)(A)	Number of arrarants held	as a % of total number of arrarants of the same class (IX)	Number of convertible securities held	As a % of total number of convertible securities of the same class (XII)		
(I)	(II)	(III)	(IV)	(V)	(VI)-(V)/(III)*100	(VII)	(VIII)	(IX)	(X)	(XI)	(XII)
1	SHRI KUNAL LADHA	207300	38.43	0	0.00	0	0.00	0	0.00	0	0.00
2	SHRIHARI SRIKUMAR LADHA	230344	31.29	0	0.00	0	0.00	0	0.00	0	0.00
3	Mrs. Usha S. Ladha	5100	0.63	0	0.00	0	0.00	0	0.00	0	0.00
4	Mr. Shriv Kumar Ladha	3200	0.40	0	0.00	0	0.00	0	0.00	0	0.00
5	Mr. Shriv Kumar Ladha &/c Paradise	150	0.01	0	0.00	0	0.00	0	0.00	0	0.00
	TOTAL	566394	70.78	0	0.00	0	0.00	0	0.00	0	0.00

(A) The term "encumberance" has the same meaning as assigned to it in regulation 2B(3) of the SMT Regulation, 2015




Name of the Company: MIRCRA TECHNOLOGIES LTD

Quarter Ended: 30/09/2015

(17(1)(c)) Statement showing holding of securities (including shares, warrants, convertible securities) of persons belonging to the category "Public" and holding more than 1% of the total number of shares

Sr. No.	Name of the Shareholder	Total number of shares	Shares as a % of total number of shares (A)/(B)*(100)	Details of Warrants		Details of convertible securities		Total Shares (including underlying shares assuming full conversion of warrants and convertible securities as a % of diluted share capital)
				Number of Warrants held	As a % of total number of warrants of the same class	Number of convertible securities held	As a % of total number of convertible securities of the same class	
1	ATL	0	0.00	0	0.00	0	0.00	0.00
Σ	TOTAL	0	0.00	0	0.00	0	0.00	0.00




Name of the Company: MIRCH TECHNOLOGIES LTD

Share Code: 807075 Quarter Ended: 30/09/2015

(1)(c)(ii) Statement showing holding of securities (including shares, warrants, convertible securities) of persons (together with PFC) belonging to the category 'Public' and holding more than 5% of the total number of shares of the company

Sr. No.	Name(s) of the Shareholder(s) and the Persons Acting in Concert (PAC) with them	Number of Shares	Shares as a % of Total number of Shares (i.e. Grand Total (A)+(B)+(C) indicated in Statement at para (1)(a) above)	Details of Warrants		Details of convertible securities		Total Shares (including underlying shares assuming full conversion of warrants and convertible securities) as a % of diluted share capital
				Number of Warrants held	As a % of total number of warrants of the same class	Number of convertible securities held	% w.r.t. total number of convertible securities of the same class	
1	MIL	0	0.00	0	0.00	0	0.00	0.00
	TOTAL	0	0.00					0.00



Name of the Company: MIRCH TECHNOLOGIES LTD


Share Code

Share Ended

30/09/2015

Statement showing details of locked-in shares

Sl. No.	Name of the Shareholder	Total number of shares	Shares as a % of total number of shares i.e. Grand Total (A)+(B)+(C) indicated in sub-para (1)(a)	Promoter / Proprietor / Public	
1	NEI	0	0.00		
	TOTAL	0	0.00		



Name of the Company	MIRCH TECHNOLOGIES LTD
Script Code	Quarter Ended
	30/09/2015
(II)(a)	Statement showing details of Depository Receipts (DRs)

Sr. No.	Type of outstanding DR (ADDRS, GDRS, SDRS, etc.)	Number of outstanding DRs	Total number of shares	Shares underlying outstanding DRs as a % of total number of shares (i.e., GRAND TOTAL (A)+(B)+(C) indicated in statement at para (I)(a) above)
	NIL	NIL	NIL	NIL
	TOTAL			

(II)(b) Statement showing holding of Depository Receipts (DRs), where underlying shares are in excess of 1% of the total number of shares

Sr. No.	Name of the DR Holder	Type of outstanding DR (ADDRS, GDRS, SDRS, etc.)	Number of shares underlying outstanding DRs	Shares underlying outstanding DRs as a % of total number of shares (i.e., GRAND TOTAL (A)+(B)+(C) indicated in statement at para (I)(a) above)
	NIL	NIL	NIL	NIL
	TOTAL			

