


(1)(a) STATEMENT SHOWING SHAREHOLDING PATTERN IN CLAUSE-35

NAME OF THE COMPANY: VST INDUSTRIES LIMITED		Name of the Scrip:	
SCRIP CODE:	509966		
Class of Security:			
QUARTER ENDED:	30/09/2015		
Partly paid-up shares	No. of partly paid-up shares	As a % of total no. of partly paid-up shares	As a % of total no. of shares of the Company.
Held by promoter/promoter group	0	0	0
Held by Public	0	0	0
Total:	0	0	0
Outstanding convertible securities:	No. of outstanding securities	As a % of total no. of outstanding convertible securities.	As a % of total no. of shares of the Company assuming full conversion of the convertible securities
Held by promoter/promoter group	0	0	0
Held by Public	0	0	0
Total:	0	0	0
Warrants:	No. of warrants	As a % of total no. of warrants	As a % of total no. of shares of the Company, assuming full conversion of warrants
Held by promoter/promoter group	0	0	0
Held by Public	0	0	0
Total:	0	0	0
Total paid-up capital of the Company, assuming full conversion of warrants and convertible securities	15441920	0	100.00


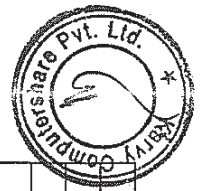


CATEGORY CODE	CATEGORY OF SHAREHOLDER	NO OF SHAREHOLDERS	TOTAL NUMBER OF SHARES	NO OF SHARES HELD IN DEMATERIALIZED FORM	TOTAL SHAREHOLDING AS A % OF TOTAL NO OF SHARES			SHARES PLEDGE OR OTHERWISE ENCUMBERED
					(A+B) (VI)	As a PERCENTAGE of (A+B+C) (VII)	AS a PERCENTAGE (IX)=[VIII]/(IV)*100	
(I)	(II)	(III)	(IV)	(V)	(VI)	(VII)	(VIII)	(IX)
(A)	PROMOTER AND PROMOTER GROUP							
(1)	INDIAN							
(a)	Individual /HUF	0	0	0	0.00	0.00	0	0.00
(b)	Central Government/State Government(s)	0	0	0	0.00	0.00	0	0.00
(c)	Bodies Corporate	0	0	0	0.00	0.00	0	0.00
(d)	Financial Institutions / Banks	0	0	0	0.00	0.00	0	0.00
(e)	Others	0	0	0	0.00	0.00	0	0.00
	Sub-Total A(1) :	0	0	0	0.00	0.00	0	0.00
(2)	FOREIGN							
(a)	Individuals (NRIs/Foreign Individuals)	0	0	0	0.00	0.00	0	0.00
(b)	Bodies Corporate	3	4965902	4965902	32.16	32.16	0	0.00
(c)	Institutions	0	0	0	0.00	0.00	0	0.00
(d)	Qualified Foreign Investor	0	0	0	0.00	0.00	0	0.00
(e)	Others	0	0	0	0.00	0.00	0	0.00
	Sub-Total A(2) :	3	4965902	4965902	32.16	32.16	0	0.00
	Total A=A(1)+A(2)	3	4965902	4965902	32.16	32.16	0	0.00
(B)	PUBLIC SHAREHOLDING							
(1)	INSTITUTIONS							
(a)	Mutual Funds /UTI	29	1532323	1532043	9.92	9.92	9.92	0.00
(b)	Financial Institutions /Banks	18	14253	9659	0.09	0.09	0.09	0.00
(c)	Central Government / State Government(s)	0	0	0	0.00	0.00	0.00	0.00
(d)	Venture Capital Funds	0	0	0	0.00	0.00	0.00	0.00
(e)	Insurance Companies	5	407876	398126	2.64	2.64	2.64	0.00
(f)	Foreign Institutional Investors	22	2139077	2139027	13.85	13.85	13.85	0.00
(g)	Foreign Venture Capital Investors	0	0	0	0.00	0.00	0.00	0.00





Handwritten signature and a circular stamp, likely a company seal or official stamp, located at the bottom right of the page.

CATEGORY CODE	CATEGORY OF SHAREHOLDER	NO OF SHAREHOLDERS (iii)	TOTAL NUMBER OF SHARES (iv)	NO OF SHARES HELD IN DEMATERIALIZED FORM (v)	TOTAL SHAREHOLDING AS A % OF TOTAL NO OF SHARES		SHARES PLEDGED OR OTHERWISE ENCUMBERED (viii)	AS a PERCENTAGE (ix)=(viii)/(iv)*100
					AS a PERCENTAGE OF (A+B) (vi)	AS a PERCENTAGE OF (A+B+C) (vii)		
(f)								
(h)	Qualified Foreign Investor	0	0	0	0.00	0.00		
(i)	Others	0	0	0	0.00	0.00		
	Sub-Total B(1) :	74	4093529	4078855	26.51	26.51		
(2)	NON-INSTITUTIONS							
(a)	Bodies Corporate	307	4185837	4181634	27.11	27.11		
(b)	Individuals							
	Rs.1 lakh	13663	1832966	1349267	11.87	11.87		
	(ii) Individuals holding nominal share capital in excess of Rs.1 lakh	8	135578	93436	0.88	0.88		
(c)	Others							
	ENEMY PROPERTY	7	119532	0	0.77	0.77		
	NRI NON-REPATRIATION	7	2228	0	0.01	0.01		
	DIRECTORS AND THEIR RELATIVES	1	25	0	0.00	0.00		
	CLEARING MEMBERS	44	1667	1667	0.01	0.01		
	NON RESIDENT INDIANS	392	89134	89134	0.58	0.58		
	TRUSTS	5	14908	14908	0.10	0.10		
	NRI REPATRIATION	1	614	0	0.00	0.00		
(d)	Qualified Foreign Investor	0	0	0	0.00	0.00		
	Sub-Total B(2) :	14435	6382489	5730046	41.33	41.33		
	Total B=B(1)+B(2) :	14509	10476018	9808901	67.84	67.84		
	Total (A+B) :	14512	15441920	14774803	100.00	100.00		
(C)	Shares held by custodians, against which Depository Receipts have been issued							
(1)	Promoter and Promoter Group							
(2)	Public	0	0	0	0.00	0.00		



CATEGORY CODE	CATEGORY OF SHAREHOLDER	NO OF SHAREHOLDERS (iii)	TOTAL NUMBER OF SHARES (iv)	NO OF SHARES HELD IN DEMATERIALIZED FORM (v)	TOTAL SHAREHOLDING AS A % OF TOTAL NO OF SHARES		SHARES PLEDGE OR OTHERWISE ENCUMBERED	AS a PERCENTAGE (ix)=(viii)/(iv)*100
					AS a PERCENTAGE of (A+B) (vi)	As a PERCENTAGE of (A+B+C) (vii)		
(i)								
	GRAND TOTAL (A+B+C):	14512	15441920	14774803	100.00	0.00	0	0.00




(1)(b) Statement showing holding of securities (including shares, warrants, convertible securities) of persons belonging to the category "Promoter and Promoter Group"													
Sr.No	Name of the Shareholder	Details of Shares held			Encumbered shares (*)			Details of Warrants			Details of convertible securities		Total Shares (including underlying shares assuming full conversion of warrants and convertible securities) as a % of diluted share capital.
		No. of Shares held	As a % of grand total (A)+(B)+(C) Shares	Pledge Shares	AS a percentage (V)= (VI)/(VII)*100	AS a % of grand total (A) + (B) + (C) of sub-clause (b)(a)	Number of warrants held	As a % total number of warrants of the same class	Number of convertible securities held	As a % total number of convertible securities of the same class	(X)	(XI)	
(i)	(ii)	(iii)	(iv)	(v)	(vi)	(vii)	(viii)	(ix)	(x)	(xi)	(xii)	(xiii)	
1	THE RALEIGH INVESTMENT COMPANY LIMITED	3620420	23.45	0	0.00	0.00	0	0.00	0	0.00	0	0.00	23.45
2	TODACCO MANUFACTURERS (INDIA) LIMITED	1278942	8.28	0	0.00	0.00	0	0.00	0	0.00	0	0.00	8.28
3	ROTHMANS INTERNATIONAL ENTERPRISES LTD	66540	0.43	0	0.00	0.00	0	0.00	0	0.00	0	0.00	0.43
TOTAL :		4965902	32.16	0	0.00	0.00	0	0.00	0	0.00	0	0.00	32.16




Sr.No.	Name of the shareholder	Number of shares held	Share as a percentage of total number of shares (i.e., Grant total (A)+(B)+(C) indicated in Statement at para (f)(a) above)	Details of warrants			Details of convertible securities		Total shares (including underlying shares assuming full conversion of warrants and convertible securities) as a % of diluted share capital
				Number of warrants held	As a % total number of warrants of the same class	Number of convertible securities held	% w.r.t total number of convertible securities of the same class		
1	BRIGHT STAR INVESTMENTS PVT LTD	4007118	25.95	0	0.00	0	0.00	25.95	
2	MATTHEWS INDIA FUND	1215704	7.87	0	0.00	0	0.00	7.87	
3	HDFC TRUSTEE COMPANY LTD - A/C HDFC MID - CAPOPPORTUNITIES FUND	1026998	6.65	0	0.00	0	0.00	6.65	
4	SMALLCAP WORLD FUND, INC	665000	4.31	0	0.00	0	0.00	4.31	
5	THE NEW INDIA ASSURANCE COMPANY LIMITED	279702	1.81	0	0.00	0	0.00	1.81	
6	HDFC TRUSTEE COMPANY LIMITED A/C HDFC BALANCED FUND	158445	1.03	0	0.00	0	0.00	1.03	
	TOTAL :	7352967	47.62	0	0.00	0	0.00	47.62	




(I)(c)(ii) Statement showing holding of securities (including shares, warrants, convertible securities) of persons (together with PAC) belonging to the category "Public" and holding more than 5% of the total number of shares of the company									
Sr.No.	Name(s) of the shareholder(s) and the Persons Acting in Concert (PAC) shares held	Number of shares held	Shares as a percentage of total number of shares (i.e., Grant total (A)+(B)+(C) indicated in Statement at para (i)(a) above)	Details of warrants		Details of convertible securities		Total shares (including underlying shares assuming full conversion of warrants and convertible securities) as a % of diluted share capital)	
				Number of warrants held	As a % total number of warrants of the same class	Number of convertible securities held	% w.r.t total convertible securities of the same class		
1	BRIGHT STAR INVESTMENTS PVT LTD	4007118	25.95	0	0.00	0	0.00	25.95	
2	MATTHEWS INDIA FUND	1265398	8.19	0	0.00	0	0.00	8.19	
3	HDFC TRUSTEE COMPANY LTD	1291004	8.36	0	0.00	0	0.00	8.36	
	TOTAL :	6563520	42.50	0	0.00	0	0.00	42.50	



STATEMENT SHOWING DETAILS OF LOCKED-IN SHARES"			
(I)(d)			
		Number of locked-in shares	0
		Locked-in shares as a (%) percentage of total number of shares (i.e, Grand Total (A)+(B)+(C) indicated in Statement at para (I)(a) above)	0
Sr.No.	Name of the shareholder		Promoter/Promoter Group/Public
	TOTAL :		0



STATEMENT SHOWING DETAILS OF DEPOSITORY RECEIPTS (DRS)			
(ii)(a)			
Sr.No.	Type of outstanding DR (ADRs,GDRs,SDRs,etc.)	Number of outstanding DRS	Number of shares underlying outstanding DRS
		0	0
TOTAL :			0
			Shares underlying outstanding DRS as a percentage of total number of shares {i.e., Grand Total (A)+(B)+(C) indicated in Statement at Para(i)(a) above}



(1)(b)	Statement showing Holding of Depository Receipts (DRs), where underlying shares held by "Promoter/Promoter group" are in excess of 1% of the total number shares.			
Sr.No.	Name of the DR Holder	Type of outstanding DR (ADRs, GDRs, SDRs, etc.)	Number of shares underlying outstanding DRs	Shares underlying outstanding DRs as a percentage of total number of shares {i.e., Grand Total (A)+(B)+(C) indicated in Statement at para(1)(a) above}
	TOTAL :		0	0

