



(1)(a) Statement showing Shareholding Pattern

Name of the Company: HOTEL RUGBY LTD		BSE- 526683 , NSF- HOTELRUGB		Equity		
Script Code, Name of the scrip, class of security:		9/30/2015				
Quarter ended :						
Party paid-up shares:-		No. of party paid-up shares	As a % of total no. of party paid-up shares	As a % of total no. of shares of the company		
Held by Promoter / Promoter Group		0	0.0000	0.0000		
Held by public		0	0.0000	0.0000		
Total		0	0.0000	0.0000		
Outstanding convertible securities:-		No. of outstanding securities	As a % of total No. of outstanding convertible securities	As a % of total no. of shares of the company, assuming full conversion of the convertible securities		
Held by Promoter / Promoter Group		0	0.0000	0.0000		
Held by public		0	0.0000	0.0000		
Total		0	0.0000	0.0000		
Warrants:-		No. of warrants	As a % of total no. of warrants	As a % of total no. of shares of the company, assuming full conversion of warrants		
Held by Promoter / Promoter Group		0	0.0000	0.0000		
Held by public		0	0.0000	0.0000		
Total		0	0.0000	0.0000		
Total paid-up capital of the company assuming full conversion of warrants and convertible securities						14322800



Category Code	Category of shareholder	Number of shareholders	Total number of shares	Number of shares held in dematerialised form	Total shareholding as a percentage of total number of shares		Number of shares pledged or otherwise encumbered	As a percentage (IX) = (VIII)/(IV)*100
					As a percentage of (A+B) (VII)	As a percentage of (A+B+C) (VIII)		
(A)	Promoter and Promoter Group	(III)	(IV)	(V)				
1	Indian							
(a)	Individuals/Hindu Undivided Family	3	3418652	3418652	23.8700	23.8700	0	0.0000
(b)	Central Government/State Government(s)	0	0	0	0.0000	0.0000	0	0.0000
(c)	Bodies Corporate	1	52000	52000	0.3631	0.3631	0	0.0000
(d)	Financial Institutions / Banks	0	0	0	0.0000	0.0000	0	0.0000
(e)	Any Other (specify)	3	457100	457100	3.1914	3.1914	0	0.0000
	Sub Total (A)(1)	7	3927952	3927952	27.4245	27.4245	0	0.0000
2	Foreign							
(a)	Individuals (Non-Resident Individuals/Foreign Individuals)	0	0	0	0.0000	0.0000	0	0.0000
(b)	Bodies Corporate	0	0	0	0.0000	0.0000	0	0.0000
(c)	Institutions	0	0	0	0.0000	0.0000	0	0.0000
(d)	Qualified Foreign Investors	0	0	0	0.0000	0.0000	0	0.0000
(e)	Any Other (specify)	0	0	0	0.0000	0.0000	0	0.0000
	Sub Total (A)(2)	0	0	0	0.0000	0.0000	0	0.0000
	Total Shareholding of Promoter and Promoter Group (A)+(A1)+(A2)	7	3927952	3927952	27.4245	27.4245	0	0.0000
(B)	Public shareholding							
1	Institutions							
(a)	Mutual Funds/UTI	0	0	0	0.0000	0.0000	-	-
(b)	Financial Institutions / Banks	1	700	0	0.0049	0.0049	-	-
(c)	Central Government/State Government(s)	0	0	0	0.0000	0.0000	-	-
(d)	Venture Capital Funds	0	0	0	0.0000	0.0000	-	-
(e)	Insurance Companies	0	0	0	0.0000	0.0000	-	-
(f)	Foreign Institutional Investors	0	0	0	0.0000	0.0000	-	-
(g)	Foreign Venture Capital Investors	0	0	0	0.0000	0.0000	-	-
(h)	Qualified Foreign Investors	0	0	0	0.0000	0.0000	-	-
(i)	Any Other (specify)	0	0	0	0.0000	0.0000	-	-
	Sub Total (B) (1)	1	700	0	0.0049	0.0049	-	-
2	Non-institutions							
(a)	Bodies Corporate	99	631154	592154	4.4066	4.4066	-	-
(b) (i)	Individuals - shareholders holding nominal share capital up to Rs 1 Lakh	8118	3234278	2305728	22.5813	22.5813	-	-
(ii)	Individual shareholders holding nominal share capital in excess of Rs. 1 Lakh	113	5534695	5534695	38.6425	38.6425	-	-



Category code	Category of shareholder	Number of shareholders	Total number of shares	Number of shares held in dematerialised form	Total shareholding as a percentage of total number of shares			Number of shares pledged or otherwise encumbered	As a percentage (IX) = (VIII)/(IV)*100
					As a percentage of (A+B) (VII)	As a percentage of (A+B+C) (VIII)	As a percentage of (A+B+C) (VIII)		
(D)	Qualified Foreign Investors (II)	0	0	0	0.0000	0.0000	-	-	
(d)	Any Other								
I	Non Resident Indians (Repatri)	40	154932	134932	1.0817	1.0817	-	-	
II	Non Resident Indians (Non Repatri)	44	75225	30325	0.5252	0.5252	-	-	
III	Overseas Bodies Corporate	0	0	0	0.0000	0.0000	-	-	
IV	Clearing Member	20	577457	577457	4.0317	4.0317	-	-	
X	Directors / Relatives	0	0	0	0.0000	0.0000	-	-	
VI	Hindu Undivided Family	89	186407	186407	1.3015	1.3015	-	-	
VII	Trusts	0	0	0	0.0000	0.0000	-	-	
	Sub Total (IX)(2)	8523	10394148	9361698	72.5706	72.5707	-	-	
	Total Public Shareholding Public Group (B)-(IX)(1)+(IX)(2)	8524	10394848	9361698	72.5735	72.5736	N/A	N/A	
(C)	Total (A)+(B)	8531	14322800	13289650	100.0000	100.0000	-	-	
	Shares held by custodians and against which Depository Receipts have been issued								
I	Promoter and Promoter group	0	0	0	0.0000	0.0000	0	0.0000	
II	Public	0	0	0	0.0000	0.0000	0	0.0000	
	Sub Total (C)	0	0	0	0	0	0	0	
	GRAND TOTAL (A)+(B)+(C)	8531	14322800	13289650	100.0000	100.0000	0.0000	0.0000	



(1)(b) Statement showing holding of securities (including shares, warrants, convertible securities) of persons belonging to the category "Promoter and Promoter Group"

Sr. No.	Name of the shareholder	Details of Shares held			Encumbered shares			Details of warrants		Details of convertible securities		Total shares underlying shares assuming full conversion of warrants and convertible securities as a % of diluted share capital
		Number of shares held	As a % of grand total (A)+(B)+(C)	No.	As a percentage (V)-(V)/((I)+(V))*100	As a % of grand total of sub-clause (I)(a) (A)+(B)+(C)	Number of warrants held	As a % total number of warrants of the same class	Number of convertible securities held	As a % total number of convertible securities of the same class		
(I)	(II)	(III)	(IV)	(V)	(VI)=(V)/(I)+(V)*100	(VII)	(VIII)	(IX)	(X)	(XI)	(XII)	
1	CRYSTAL HOSPITALITY SERV PVT LTD	52,000	0.3631	0	0.00	0.00	0	0	0	0	0.3631	
2	DARSHANA MAHENDRA THACKER (ADHPT8279C)	3,384,052	23.6270	0	0.00	0.00	0	0	0	0	23.6270	
3	ADHIR MAHENDRA THACKER (AADPT8286G)	363,100	2.5351	0	0.00	0.00	0	0	0	0	2.5351	
4	MAHENDRA RAMANLAL THACKER (ACEPT8361K)	34,800	0.2430	0	0.00	0.00	0	0	0	0	0.2430	
5	MAJUNEK MAHENDRA THACKER (AADPT880J)	94,000	0.6563	0	0.00	0.00	0	0	0	0	0.6563	
	TOTAL	3927952	27.4245	0	0.0000	0.0000	0	0	0	0	27.4245	

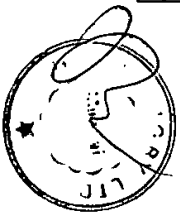


(1)(c)(i) Statement showing holding of securities (including shares, warrants, convertible securities) of persons belonging to the category "Public" and holding more than 1% of the total number of shares


Sr. No.	Name of the shareholder	Number of shares held	Shares as a percentage of total number of shares i.e., Grand Total (A)+(B)+(C) indicated in Statement at para (1)(a) above	Details of warrants		Details of convertible securities		Total shares (including underlying shares assuming full conversion of warrants and convertible securities) as a % of diluted share capital
				Number of warrants held	As a % total number of warrants of the same class	Number of convertible securities held	% w.r.t total number of convertible securities of the same class	
1	JINENDRA KUMAR JAIN	689604	4.6751	AAZP13139J	0	0	0	4.6751
2	JAINAM SHARE CONSULTANTS PVT. LTD	400326	3.2139	AAFCJ3978N	0	0	0	3.2139
3	SURESH MADANMOHAN GANGAWAT	392148	2.9681	AAFG8765A	0	0	0	2.9681
4	JIVRAJBHAI KARSHANBHAI DAKHRA	335112	2.3397	AAKPD7566L	0	0	0	2.3397
5	JAIIPRAKASH D AGARWAL	301489	2.105	AAZPA7862J	0	0	0	2.1050
6	RANJCHHODBHAI K DANKHARA	284086	1.8438	ACYPD8165F	0	0	0	1.8438
7	SHAMJIBHAI KARSHANBHAI DANKHARA	235304	1.8428	ACYPD8167H	0	0	0	1.8429
8	ARJUNBHAI HARIBHAI DJBASIA	182100	1.2714	ACDPD7829F	0	0	0	1.2714
9	ANIL CHHOTUBHAI DESAI	163780	1.0737	AAKPD5787R	0	0	0	1.0737
10	SURESHBHAI S DAKHARA	151548	1.0581	AAKPD8820D	0	0	0	1.0581
	<b>Total :</b>	<b>3135499</b>	<b>21.8917</b>	<b>0</b>	<b>0</b>	<b>0</b>	<b>0</b>	<b>21.8917</b>

(1)(c)(ii) Statement showing holding of securities (including shares, warrants, convertible securities) of persons (together with PAC) belonging to the category "Public" and holding more than 5% of the total number of shares of the company

Sr. No.	Name(s) of the shareholder(s) and the Persons Acting in Concert (PAC) with them	Number of shares	Shares as a percentage of total number of shares i.e., Grand Total (A)+(B)+(C) indicated in Statement at para (1)(a) above	Details of warrants		Details of convertible securities		Total shares (including underlying shares assuming full conversion of warrants and convertible securities) as a % of diluted share capital
				Number of warrants	As a % total number of warrants of the same class	Number of convertible securities held	% w.r.t total number of convertible securities of the same class	
	<b>TOTAL</b>	<b>NIL</b>	<b>NIL</b>	<b>0</b>	<b>0</b>	<b>0</b>	<b>0</b>	<b>NIL</b>



(1)(d)	<u>Statement showing details of locked-in shares</u>		
Sr. No.	Name of the shareholder	Number of Locked in Shares	Locked-in shares as a percentage of total number of shares [i.e., Grand Total (A)+(B)+(C) indicated in Statement at para (1)(a) above]
1	NIL	NIL	NIL
	NIL	NIL	NIL



(II)(a)	Statement showing details of Depository Receipts (DRs)	Sr. No.	Type of outstanding DR (ADRs, GDRs, SDRs, etc.)	Number of outstanding DRs	Number of shares underlying outstanding DRs	Shares underlying outstanding DRs as a percentage of total number of shares [i.e., Grand Total (A)+(B)+(C) indicated in Statement at para (I)(a) above]
1	NIL	NIL	NIL	NIL	TOTAL	NIL



*Handwritten signature or initials.*

(III) (b) Statement showing holding of Depository Receipts (DRs), where underlying shares held by "Promotee/ Promoter Group" are in excess of 1% of the total number of shares

Sr. No.	Name of the DR Holder	Type of outstanding DR (ADRs, GDRs, SDRs, etc.)	Number of shares underlying outstanding DRs	Shares underlying outstanding DRs as a percentage of total number of shares i.e., Grand Total (A)+(B)+(C) indicated in Statement at para (I)(a) above]
1	NIL	NIL	NIL	NIL
	TOTAL	NIL	NIL	NIL



*BR*