

| |
|---|
| Name of the Company : Apollo Hospitals Enterprise Limited |
| Scrip Code : APOLLOHOSP / 508869 |
| Dated : 30-Sep-2015 |

| Partly paid-up shares:- | No. of Partly paid-up shares | As a % of total no. of partly paid-up Shares | As a % of total no. of shares of the company |
|---|-------------------------------|---|--|
| Held by promoter/promoter group | Nil | Nil | Nil |
| Held by Public | Nil | Nil | Nil |
| Total | | | |
| Outstanding Convertible Securities:- | No. of outstanding Securities | As a % of total no. of outstanding Convertible Securities | As a % of total no. of shares of the company, assuming full conversion of the convertible securities |
| Held by promoter/promoter group | Nil | Nil | Nil |
| Held by Public | Nil | Nil | Nil |
| Total | | | |
| Warrants:- | No. of Warrants | As a % of total no. of Warrants | As a % of total no. of shares of the company, assuming full conversion of Warrants |
| Held by promoter/promoter group | Nil | Nil | Nil |
| Held by Public | Nil | Nil | Nil |
| Total | 0 | 0 | Nil |
| Total paid-up capital of the company, assuming full conversion of warrants and convertible securities | | | |
| Rs. 695,625,795 - 139,125,159 equity shares of Rs.5/- each | | | |

for Apollo Hospitals Enterprise Limited



S. M. Krishnan

Vice President - Finance & Company Secretary

| Category code | Category of Shareholder (II) | Number of Shareholders (III) | Total number of shares (IV) | Number of shares held in dematerialized form (V) | Total shareholding as a percentage of total number of shares | | Shares Pledged or otherwise encumbered | |
|---------------|--|---------------------------------|--------------------------------|---|--|-------------------------------------|--|---|
| | | | | | As a percentage of (A+B) ¹ (VI) | As a percentage of (A+B+C) (VII) | Number of shares (VIII) | As a percentage (IX)=(VIII)/(IV)* 100 |
| (A) | Shareholding of Promoter and Promoter Group ² | | | | | | | |
| (1) | Indian | | | | | | | |
| (a) | Individuals/ Hindu Undivided Family | 20 | 2,05,50,635 | 2,05,50,635 | 14.86 | 14.77 | 79,70,000 | 38.78 |
| (b) | Central Government/ State Government(s) | | | | 0.00 | 0.00 | | |
| (c) | Bodies Corporate | 3 | 2,72,37,924 | 2,72,37,924 | 19.70 | 19.58 | 2,25,04,364 | 82.62 |
| (d) | Financial Institutions/ Banks | | | | 0.00 | 0.00 | | |
| (e) | Any Others(Specify) | | | | 0.00 | 0.00 | | |
| (e-i) | | | | | 0.00 | 0.00 | | |
| (e-ii) | | | | | 0.00 | 0.00 | | |
| | Sub Total(A)(1) | 23 | 4,77,88,559 | 4,77,88,559 | 34.56 | 34.35 | 3,04,74,364 | 63.77 |
| (2) | Foreign | | | | | | | |
| a | Individuals (Non-Residents Individuals/ Foreign Individuals) | | | | 0.00 | 0.00 | | |
| b | Bodies Corporate | | | | 0.00 | 0.00 | | |
| c | Institutions | | | | 0.00 | 0.00 | | |
| d | Any Others(Specify) | | | | 0.00 | 0.00 | | |
| d-i | | | | | 0.00 | 0.00 | | |
| d-ii | | | | | 0.00 | 0.00 | | |
| | Sub Total(A)(2) | 0 | 0 | 0 | 0.00 | 0.00 | 0.00 | 0.00 |
| | Total Shareholding of Promoter and Promoter Group (A)= (A)(1)+(A)(2) | 23 | 4,77,88,559 | 4,77,88,559 | 34.56 | 34.35 | 3,04,74,364 | 63.77 |

| Category code | Category of Shareholder (II) | Number of Shareholders (III) | Total number of shares (IV) | Number of shares held in dematerialized form (V) | Total shareholding as a percentage of total number of shares | | Shares Pledged or otherwise encumbered | | |
|---------------|--|---------------------------------|--------------------------------|---|--|-------------------------------------|--|---------------------------------------|----|
| | | | | | As a percentage of (A+B) ¹ (VI) | As a percentage of (A+B+C) (VII) | Number of shares (VIII) | As a percentage (IX)=(VIII)/(IV)* 100 | |
| (B) | Public Shareholding ³ | | | | | | | | |
| (1) | Institutions | | | | | | | | |
| (a) | Mutual Funds/ UTI | 23 | 2,56,752 | 2,56,752 | 0.19 | 0.18 | NA | NA | NA |
| (b) | Financial Institutions / Banks | 9 | 7,400 | 3,554 | 0.01 | 0.01 | NA | NA | NA |
| (c) | Central Government/ State Government(s) | 1 | 3,23,708 | 3,23,708 | 0.23 | 0.23 | | | |
| (d) | Venture Capital Funds | | | | 0.00 | 0.00 | | | |
| (e) | Insurance Companies | 5 | 19,73,764 | 19,73,764 | 1.43 | 1.42 | | | |
| (f) | Foreign Institutional Investors | 400 | 6,15,47,965 | 6,15,47,965 | 44.51 | 44.24 | | | |
| (g) | Foreign Venture Capital Investors | | | | 0.00 | 0.00 | | | |
| (h) | Any Other (specify) | | | | 0.00 | 0.00 | | | |
| | Sub-Total (B)(1) | 438 | 6,41,09,589 | 6,41,05,743 | 46.37 | 46.08 | | | |
| (2) | Non-institutions | | | | | | | | |
| (a) | Bodies Corporate | 525 | 7,43,459 | 6,83,959 | 0.54 | 0.53 | NA | NA | NA |
| (b) | Individuals | | | | | | | | |
| | i. Individual shareholders holding nominal share capital up to Rs 1 lakh | 31,430 | 61,40,664 | 40,13,206 | 4.44 | 4.41 | | | |
| | ii. Individual shareholders holding nominal share capital in excess of Rs. 1 lakh. | 8 | 10,52,318 | 9,55,668 | 0.76 | 0.76 | | | |
| (c) | Any Other (specify) | | | | | | | | |
| (c-i) | Trusts | 15 | 1,21,541 | 3,831 | 0.09 | 0.09 | | | |
| (c-ii) | Directors & their Relatives | 6 | 91,606 | 91,606 | 0.07 | 0.07 | | | |
| (c-iii) | Foreign Nationals | 2 | 750 | 750 | 0.00 | 0.00 | | | |
| (c-iv) | Non Resident Indians | 1,111 | 14,07,847 | 4,21,487 | 1.02 | 1.01 | | | |
| (c-v) | Overseas Corporate Bodies | 1 | 16,199 | 16,199 | 0.01 | 0.01 | | | |
| (c-vi) | Clearing Member | 225 | 2,84,898 | 2,84,898 | 0.21 | 0.20 | | | |
| (c-vii) | Hindu Undivided Families | 481 | 1,17,418 | 1,17,418 | 0.08 | 0.08 | | | |
| (c-viii) | Foreign Corporate Bodies | 4 | 1,63,88,979 | 1,63,88,979 | 11.85 | 11.78 | | | |
| | Sub-Total (B)(2) | 33,808 | 2,63,65,679 | 2,29,78,001 | 19.07 | 18.95 | | | |
| | Total Public Shareholding (B)= (B)(1)+(B)(2) | 34,246 | 9,04,75,268 | 8,70,83,744 | 65.44 | 65.03 | NA | NA | NA |
| | TOTAL (A)+(B) | 34,269 | 13,82,63,827 | 13,48,72,303 | 100 | 99.38 | | | |

| Category code | Category of Shareholder | Number of Shareholders | Total number of shares | Number of shares held in dematerialized form | Total shareholding as a percentage of total number of shares | | Shares Pledged or otherwise encumbered | |
|---------------|--|------------------------|------------------------|--|--|----------------------------|--|---------------------------------------|
| | | | | | As a percentage of (A+B) ¹ | As a percentage of (A+B+C) | Number of shares | As a percentage (IX)=(VIII)/(IV)* 100 |
| (I) | (II) | (III) | (IV) | (V) | (VI) | (VII) | (VIII) | (IX) |
| (C) | Shares held by Custodians and against which Depository Receipts have been issued | | | | | | | |
| (1) | Promoter and Promoter Group | Nil | Nil | Nil | Nil | Nil | NA | NA |
| (2) | Public | 1 | 8,61,332 | 8,61,332 | NA | 0.62 | NA | NA |
| | Total Public Shareholding (C)= (C)(1)+(C)(2) | 1 | 8,61,332 | 8,61,332 | NA | 0.62 | NA | NA |
| | GRAND TOTAL (A)+(B)+(C) | 34,270 | 13,91,25,159 | 13,57,33,635 | NA | 100.00 | | |

for Apollo Hospitals Enterprise Limited



S. M. Krishnan

Vice President - Finance & Company Secretary

(i)(b) Statement showing holding of securities (including shares, warrants, convertible securities) of persons belonging to the category "Promoter and Promoter Group"

| Sr. No. | Name of the shareholder (II) | Details of shares held | | Encumbered shares | | | Details of warrants | | Details of convertible securities | | Total shares (including underlying shares assuming full conversion of warrants and convertible securities) as a % of diluted share capital (XII) |
|---------|----------------------------------|-----------------------------|---|-------------------|---------------------------------------|---|-----------------------------------|---|--|---|---|
| | | No. of Shares held (III) | As a % of grand total (A)+(B)+(C) (IV) | Number (V) | As a percentage (VI)=(V)/(III)*100 | As a % of grand total (A)+(B)+(C) of sub-clause (I)(a) (VII) | Number of warrants held (VIII) | As a % total number of warrants of the same class (IX) | Number of convertible securities held (X) | As a % total number of convertible securities of the same class (XI) | |
| 1 | Dr. Prathap C Reddy | 54,45,464 | 3.91 | 0 | 0.00 | 0.00 | 0 | 0.00 | 0 | 0.00 | 3.91 |
| 2 | Ms. Sucharitha P Reddy | 5,69,800 | 0.41 | 0 | 0.00 | 0.00 | 0 | 0.00 | 0 | 0.00 | 0.41 |
| 3 | Ms. Preeetha Reddy | 21,93,915 | 1.58 | 19,35,000 | 88.20 | 1.39 | 0 | 0.00 | 0 | 0.00 | 1.58 |
| 4 | Ms. Suneeta Reddy | 33,81,695 | 2.43 | 13,70,000 | 40.51 | 0.98 | 0 | 0.00 | 0 | 0.00 | 2.43 |
| 5 | Ms. Shobana Kamineni | 22,39,952 | 1.61 | 22,35,000 | 99.78 | 1.61 | 0 | 0.00 | 0 | 0.00 | 1.61 |
| 6 | Ms. Sangita Reddy | 24,32,508 | 1.75 | 24,30,000 | 99.90 | 1.75 | 0 | 0.00 | 0 | 0.00 | 1.75 |
| 7 | Mr. Karthik Anand | 3,30,600 | 0.24 | 0 | 0.00 | 0.00 | 0 | 0.00 | 0 | 0.00 | 0.24 |
| 8 | Mr. Harshad Reddy | 3,20,200 | 0.23 | 0 | 0.00 | 0.00 | 0 | 0.00 | 0 | 0.00 | 0.23 |
| 9 | Ms. Sindoori Reddy | 5,17,600 | 0.37 | 0 | 0.00 | 0.00 | 0 | 0.00 | 0 | 0.00 | 0.37 |
| 10 | Mr. Aditya Reddy | 2,10,200 | 0.15 | 0 | 0.00 | 0.00 | 0 | 0.00 | 0 | 0.00 | 0.15 |
| 11 | Ms. Upasana Kamineni | 2,17,276 | 0.16 | 0 | 0.00 | 0.00 | 0 | 0.00 | 0 | 0.00 | 0.16 |
| 12 | Mr. Puansh Kamineni | 2,12,200 | 0.15 | 0 | 0.00 | 0.00 | 0 | 0.00 | 0 | 0.00 | 0.15 |
| 13 | Ms. Anuspala Kamineni | 2,59,174 | 0.19 | 0 | 0.00 | 0.00 | 0 | 0.00 | 0 | 0.00 | 0.19 |
| 14 | Mr. Konda Anindith Reddy | 2,30,200 | 0.17 | 0 | 0.00 | 0.00 | 0 | 0.00 | 0 | 0.00 | 0.17 |
| 15 | Mr. Konda Vishwajit Reddy | 2,22,300 | 0.16 | 0 | 0.00 | 0.00 | 0 | 0.00 | 0 | 0.00 | 0.16 |
| 16 | Mr. Konda Viraj Madhav Reddy | 1,68,224 | 0.12 | 0 | 0.00 | 0.00 | 0 | 0.00 | 0 | 0.00 | 0.12 |
| 17 | Mr. Vijay Kumar Reddy | 3,957 | 0.00 | 0 | 0.00 | 0.00 | 0 | 0.00 | 0 | 0.00 | 0.00 |
| 18 | Mr. Dwaraknath Reddy | 18,000 | 0.01 | 0 | 0.00 | 0.00 | 0 | 0.00 | 0 | 0.00 | 0.01 |
| 19 | Mr. Anil Kamineni | 20 | 0.00 | 0 | 0.00 | 0.00 | 0 | 0.00 | 0 | 0.00 | 0.00 |
| 20 | Mr. K Vishweshwar Reddy | 15,77,350 | 1.13 | 0 | 0.00 | 0.00 | 0 | 0.00 | 0 | 0.00 | 1.13 |
| 21 | PCR Investments Ltd | 2,72,23,124 | 19.57 | 2,25,04,364 | 82.67 | 16.18 | 0 | 0.00 | 0 | 0.00 | 19.57 |
| 22 | Obul Reddy Investments Ltd | 11,200 | 0.01 | 0 | 0.00 | 0.00 | 0 | 0.00 | 0 | 0.00 | 0.01 |
| 23 | Indian Hospitals Corporation Ltd | 3,600 | 0.00 | 0 | 0.00 | 0.00 | 0 | 0.00 | 0 | 0.00 | 0.00 |
| | Total | 4,77,88,559 | 34.35 | 3,04,74,364 | 63.77 | 21.90 | 0 | 0.00 | 0 | 0.00 | 34.35 |

for Apollo Hospitals Enterprise Limited


S. M. Krishnan
Vice President - Finance & Company Secretary

(l)(c)(i) Statement showing holding of securities (including shares, warrants, convertible securities) of persons belonging to the category "Public" and holding more than 1% of the total number of shares

| Sr. No. | Name of the shareholder | Number of shares | Shares as a percentage of total number of shares (i.e., Grand Total (A)+(B)+(C) indicated in Statement at para (l)(a) above) | Details of warrants | | Details of convertible securities | | Total shares (including underlying shares assuming full conversion of warrants and convertible securities) as a % of diluted share capital |
|---------|---|--------------------|--|-------------------------|---|---------------------------------------|--|--|
| | | | | Number of warrants held | As a % total number of warrants of the same class | Number of convertible securities held | % w.r.t total number of convertible securities of the same class | |
| 1 | Oppenheimer Developing Markets Fund | 1,20,86,295 | 8.69 | 0 | 0.00 | 0 | 0.00 | 8.69 |
| 2 | Integrated (Mauritius) Healthcare Holdings Limited | 1,10,00,000 | 7.91 | 0 | 0.00 | 0 | 0.00 | 7.91 |
| 3 | Integrated (Mauritius) Healthcare Holdings Limited | 40,93,860 | 2.94 | 0 | 0.00 | 0 | 0.00 | 2.94 |
| 4 | Schroder International Selection Fund Asian Total Return | 27,63,242 | 1.99 | 0 | 0.00 | 0 | 0.00 | 1.99 |
| 5 | Munchener Ruckversicherungsgesellschaft Aktiengesellschaft in Munchen | 23,97,380 | 1.72 | 0 | 0.00 | 0 | 0.00 | 1.72 |
| 6 | Fidelity Investment Trust - Fidelity Diversified International Fund | 19,68,575 | 1.41 | 0 | 0.00 | 0 | 0.00 | 1.41 |
| 7 | Life Insurance Corporation of India | 17,57,105 | 1.26 | 0 | 0.00 | 0 | 0.00 | 1.26 |
| 8 | Mirae Asset Asia Great Consumer Equity Fund | 15,77,358 | 1.13 | 0 | 0.00 | 0 | 0.00 | 1.13 |
| | Total | 3,76,43,815 | 27.06 | 0 | 0.00 | 0 | 0.00 | 27.06 |

for Apollo Hospitals Enterprise Limited



S. M. Krishnan

Vice President - Finance & Company Secretary

30-Sep-2015

(l)(c)(ii) Statement showing holding of securities (including shares, warrants, convertible securities) of persons (together with PAC) belonging to the category "Public" and holding more than 5% of the total number of shares of the company

| Sr. No. | Name of the shareholder | Number of shares | Shares as a percentage of total number of shares [i.e., Grand Total (A)+(B)+(C) indicated in Statement at para (l)(a) above] | Details of warrants | | Details of convertible securities | | Total shares (including underlying shares assuming full conversion of warrants and convertible securities) as a % of diluted share capital |
|---------|--|--------------------|--|-------------------------|---|---------------------------------------|--|--|
| | | | | Number of warrants held | As a % total number of warrants of the same class | Number of convertible securities held | % w.r.t total number of convertible securities of the same class | |
| 1 | | | | | | | | |
| (a) | Integrated (Mauritius) Healthcare Holdings Limited | 1,10,00,000 | 7.91 | 0 | 0.00 | 0 | 0.00 | 7.91 |
| (b) | Integrated (Mauritius) Healthcare Holdings Limited | 40,93,860 | 2.94 | 0 | 0.00 | 0 | 0.00 | 2.94 |
| | Sub Total | 1,50,93,860 | 10.85 | 0 | 0.00 | 0 | 0.00 | 10.85 |
| 2 | | | | | | | | |
| (a) | Oppenheimer Developing Markets Fund | 1,20,86,295 | 8.69 | 0 | 0.00 | 0 | 0.00 | 8.69 |
| (b) | Emerging Markets Portfolio A Series of the Pacific select Fund | 5,52,665 | 0.40 | 0 | 0.00 | 0 | 0.00 | 0.40 |
| (c) | Ofigtc Emerging Markets Equity Fund | 4,69,291 | 0.34 | 0 | 0.00 | 0 | 0.00 | 0.34 |
| (d) | Ofi Global Emerging Markets Equity Fund LP | 3,54,123 | 0.25 | 0 | 0.00 | 0 | 0.00 | 0.25 |
| (e) | Heptagon Fund Plc Oppenheimer Developing Markets equity fund | 2,36,049 | 0.17 | 0 | 0.00 | 0 | 0.00 | 0.17 |
| (f) | Pacific Life Fund - PL Emerging Markets | 59,825 | 0.04 | 0 | 0.00 | 0 | 0.00 | 0.04 |
| (g) | Stichting Pensioenfonds Hoogovens Portfolio C | 33,561 | 0.02 | 0 | 0.00 | 0 | 0.00 | 0.02 |
| (h) | Oppenheimer Global Allocation Fund | 24,051 | 0.02 | 0 | 0.00 | 0 | 0.00 | 0.02 |
| | Sub Total | 1,38,15,860 | 9.93 | 0 | 0.00 | 0 | 0.00 | 9.93 |
| | Total | 2,89,09,720 | 20.78 | 0 | 0.00 | 0 | 0.00 | 20.78 |

for Apollo Hospitals Enterprise Limited



S. M. Krishnan


Vice President - Finance & Company Secretary

30-Sep-2015

(I)(d) Statement showing details of locked-in shares

| Sr. No. | Name of the shareholder | Number of locked-in shares | Locked-in shares as a percentage of total number of shares {i.e., Grand Total (A)+(B)+(C) indicated in Statement at para (I)(a) above} |
|---------|-------------------------|----------------------------|--|
| 1 | Nil | Nil | Nil |
| | Total | | |

for Apollo Hospitals Enterprise Limited




S. M. Krishnan
Vice President - Finance & Company Secretary

30-Sep-2015

(II)(a) Statement showing details of Depository Receipts (DRs)

| Sr. No. | Type of Outstanding DR (ADRs, GDRs, SDRs, etc.,) | Number of outstanding DRs | Number of shares underlying outstanding DRs | Shares underlying outstanding DRs as a percentage of total number of shares {i.e., Grand Total (A)+(B)+(C) indicated in Statement at para (I)(a) above} |
|---------|--|---------------------------|---|---|
| 1 | GDR | 8,61,332 | 8,61,332 | 0.62 |
| | Total | 8,61,332 | 8,61,332 | 0.62 |

for Apollo Hospitals Enterprise Limited



S. M. Krishnan


Vice President - Finance & Company Secretary

30-Sep-2015

(II)(b) Statement showing Holding of Depository Receipts (DRs), where underlying shares held by Promoter/Promoter Group' are in excess of 1% of the total number of shares

| Sr. No. | Name of the DR Holder | Type of Outstanding DR (ADRs, GDRs, SDRs, etc.,) | Number of shares underlying outstanding DRs | Shares underlying outstanding DRs as a percentage of total number of shares {i.e., Grand Total (A)+(B)+(C) indicated in Statement at para (I)(a) above} |
|---------|-----------------------|--|---|---|
| 1 | Nil | Nil | Nil | Nil |
| | Total | | | |

for Apollo Hospitals Enterprise Limited



S. M. Krishnan

Vice President - Finance & Company Secretary

(III)(a) Statement showing the voting pattern of shareholders, if more than one class of shares/securities is issued by the issuer.
"Promoter and Promoter Group"
 Not Applicable


| Category code | Category of Shareholder | Number of Voting Rights held in each class of securities | | | Total Voting Rights (II+IV+V) | Total Voting Rights i.e. (VI) | |
|---------------|--|--|--------------|-------------|-------------------------------|--------------------------------|--------------------------------|
| | | Class X (III) | Class Y (IV) | Class Z (V) | | As a percentage of (A+B) (VII) | As a percentage (A+B+C) (VIII) |
| (I) | (II) | | | | | | |
| (A) | Shareholding of Promoter and Promoter Group ² | | | | | | |
| (1) | Indian | | | | | | |
| (a) | Individuals/ Hindu Undivided Family | | | | | | |
| (b) | Central Government/ State Government(s) | | | | | | |
| (c) | Bodies Corporate | | | | | | |
| (d) | Financial Institutions/ Banks | | | | | | |
| (e) | Any Others(Specify) | | | | | | |
| | Sub Total(A)(1) | | | | | | |
| (2) | Foreign | | | | | | |
| a | Individuals (Non-Residents Individuals/ Foreign Individuals) | | | | | | |
| b | Bodies Corporate | | | | | | |
| c | Institutions | | | | | | |
| d | Any Others(Specify) | | | | | | |
| | Sub Total(A)(2) | | | | | | |
| | Total Shareholding of Promoter and Promoter Group (A)= (A)(1)+(A)(2) | | | | | | |

NIL

| Category code | Category of Shareholder | Number of Voting Rights held in each class of securities | | | Total Voting Rights (III+IV+V) | Total Voting Rights i.e. (VI) | |
|---------------|--|--|--------------|-------------|--------------------------------|--------------------------------|--------------------------------|
| | | Class X (III) | Class Y (IV) | Class Z (V) | | As a percentage of (A+B) (VII) | As a percentage (A+B+C) (VIII) |
| (B) | (II) | | | | | | |
| (1) | Public Shareholding ³ | | | | | | |
| (a) | Institutions | | | | | | |
| (b) | Mutual Funds/ UTI | | | | | | |
| (c) | Financial Institutions / Banks | | | | | | |
| (d) | Central Government / State Government(s) | | | | | | |
| (e) | Venture Capital Funds | | | | | | |
| (f) | Insurance Companies | | | | | | |
| (g) | Foreign Institutional Investors | | | | | | |
| (h) | Foreign Venture Capital Investors | | | | | | |
| | Any Other (specify) | | | | | | |
| | Sub-Total (B)(1) | | | | | | |
| (2) | Non-institutions | | | | | | |
| (a) | Bodies Corporate | | | | | | |
| (b) | Individuals | | | | | | |
| | i. Individual shareholders holding nominal share capital up to Rs 1 lakh | | | | | | |
| | ii. Individual shareholders holding nominal share capital in excess of Rs. 1 lakh. | | | | | | |
| (c) | Any Other (specify) | | | | | | |
| | Sub-Total (B)(2) | | | | | | |
| | Total Public Shareholding (B)= (B)(1)+(B)(2) | | | | | | |
| | TOTAL (A)+(B) | | | | | | |
| (C) | Shares held by Custodians and against which Depository Receipts have been issued | | | | | | |
| | GRAND TOTAL (A)+(B)+(C) | | | | | | |

NIL

for Apollo Hospitals Enterprise Limited



S. M. Krishnan

Vice President - Finance & Company Secretary