


Scrip Code : 531508 Class of Security : Equity
 Quarter ended: 30/09/2015

Partly paid-up shares:-	No of partly paid-up shares	As a % of Total No of partly paid-up shares	As a % of Total No of shares of the company
Held by promoter/promoter group	Nil	Nil	Nil
Held by public	Nil	Nil	Nil
Total	Nil	Nil	Nil

Outstanding convertible securities:-	No of Outstanding securities	As a % of Total No of outstanding convertible securities	As a % of Total No of shares of the company, assuming full conversion of the convertible securities
Held by promoter/promoter group	Nil	Nil	Nil
Held by public	Nil	Nil	Nil
Total	Nil	Nil	Nil

Warrants:-	No of warrants	As a % of Total No of warrants	As a % of Total No of shares of the company, assuming full conversion of warrants
Held by promoter/promoter group	Nil	Nil	Nil
Held by public	Nil	Nil	Nil
Total	Nil	Nil	Nil

Total paid-up capital of the company, assuming full conversion of warrants and convertible securities 72607260 Shares of Rs.5/- each



EVEREADY INDUSTRIES INDIA LTD

Scrip Code : 531508 Name of the Scrip : [CSE] Class of Security : Equity Face Value : Rs. 5/-
 (I)(a) Statement showing Shareholding Pattern Quarter ended: 30/09/2015


Category Code (I)	Category of Shareholder (II)	No of Share-holders (III)	Total No of Shares (IV)	No of Shares held in Demat Form (V)	Total shareholding as a % of Tot Shrs		Shares pledged or otherwise encumbered	
					As a % of (A + B) (VI)	As a % of (A+B+C) (VII)	Shares (VIII)	As a % (IX)=(VIII)/(IV)*100
A.Promoter and Promoter Group								
1.Indian								
	a. Individuals/Hindu Undivided Family	8	828458	828458	1.1398	1.1398	N i l	N i l
	b. Central/State Government(s)							
	c. Bodies Corporate	19	31162537	31162537	42.8721	42.8721	5700000	18.2912
	d. Financial Institutions/Banks							
	e. Any Other							
	Sub Total (A1)	27	31990995	31990995	44.0118	44.0118	5700000	17.8175
2.Foreign								
	a. Individuals (NRI/Foreign Individuals)							
	b. Bodies Corporate							
	c. Institutions							
	d. Qualified Foreign Investor							
	e. Any other							
	Sub Total (A2)							
	Total Shareholding of Promoter and Promoter Group A=(A)(1)+(A)(2)	27	31990995	31990995	44.0118	44.0118	5700000	17.8175
B.Public Shareholding								
1.Institutions								
	a. Mutual Funds/UTI	19	3531614	3531172	4.8586	4.8586		
	b. Financial Institutions/Banks	77	110717	78305	.1523	.1523		
	c. Central/State Government(s)	2	277		.0004	.0004		
	d. Venture Capital Funds							
	e. Insurance Companies	3	1800175	1800175	2.4766	2.4766		
	f. Foreign Institutional Investors	59	12276085	12276085	16.8889	16.8889		
	g. Foreign Venture Capital Investors							
	h. Qualified Foreign Investor							
	i. Any Other							
	Sub Total (B1)	160	17718868	17685737	24.3769	24.3769		
2.Non-Institutions								
	a. Bodies Corporate	857	4942315	4875195	6.7994	6.7994		
	b. Individuals holding							
	i. Nominal Share Capital up to Rs.1 Lakh	50492	10514276	8970565	14.4651	14.4651		
	ii. Nominal Share Capital in excess of Rs.1 Lakh	66	6626224	6583798	9.1161	9.1161		
	c. Qualified Foreign Investor							
	d. Any Other							
	Trusts	15	18437	18433	.0254	.0254		
	Clearing Member	122	195569	195569	.2691	.2691		
	Non Resident Individual	636	680576	551634	.9363	.9363		
	Sub Total (B2)	52198	22977397	21195194	31.6113	31.6113		
	Total Public Shareholding B=(B)(1)+(B)(2)	52358	40696265	38880931	55.9882	55.9882		
	Total (A)+(B)	52385	72687260	70871926	100.0000	100.0000		



EVEREADY INDUSTRIES INDIA LTD

Scrip Code : 531508 Class of Security : Equity Face Value : Rs. 5/-
 (I)(a) Statement showing Shareholding Pattern Quarter ended: 30/09/2015

Category Code (I)	Category of Shareholder (II)	No of Share-holders (III)	Total No of Shares (IV)	No of Shares held in Demat Form (V)	Total shareholding as a % of Tot Shrs		Shares pledged or otherwise encumbered	
					As a % of (A + B) (VI)	As a % of (A+B+C) (VII)	Shares (VIII)	As a % (IX)=(VIII)/(IV)*100
C. Shares held by Custodian & against which Depository Receipts have been issued								
	1. Promoter and Promoter Group	Nil	Nil	Nil		Nil		
	2. Public	Nil	Nil	Nil		Nil		
Grand Total (A)+(B)+(C)		52395	72687260	70871926		100.0000	5700000	7.8418




EVEREADY INDUSTRIES INDIA LTD

(I)(b) Statement showing holding of securities (including shares, warrants, convertible securities) of persons belonging to the category 'Promoter and Promoter Group' Quarter ended 30/09/2015 Page # 1

1. Indian

a. Individuals/Hindu Undivided Family

Sr No	Name of the Shareholder	Details of Shares held		Encumbered shares	Details of warrants			Details of convertible securities		Total Shares (including underlying shares amounting full conversion of warrants and convertible securities) as of diluted share capital	
		No of Shares held	As a % of Grand Total (A)+(B)+(C)		No. (V)	As a % (VI)= (V)/(III)*100	As a % of Grand Total (A)+(B)+(C) of sub clause (I)(a) (VII)	No of Warrants held (VIII)	As a % of total no of warrants of the same class (IX)		No of convertible securities held (X)
(I)	(II)	(III)	(IV)	(V)	(VI)= (V)/(III)*100	(VII)	(VIII)	(IX)	(X)	(XI)	(XII)
1	DEEPAK KHAITAN	319300	.4393	Nil	Nil	Nil	Nil	Nil	Nil	Nil	.439
2	ADITYA KHAITAN	232266	.3195	Nil	Nil	Nil	Nil	Nil	Nil	Nil	.319
3	AMRITANSHU KHAITAN	145000	.1995	Nil	Nil	Nil	Nil	Nil	Nil	Nil	.199
4	DEEPAK KHAITAN	43200	.0594	Nil	Nil	Nil	Nil	Nil	Nil	Nil	.059
5	B M KHAITAN	35897	.0494	Nil	Nil	Nil	Nil	Nil	Nil	Nil	.049
6	YASHODHARA KHAITAN	33095	.0455	Nil	Nil	Nil	Nil	Nil	Nil	Nil	.045
7	ISHA KHAITAN	17500	.0241	Nil	Nil	Nil	Nil	Nil	Nil	Nil	.024
8	KAVITA KHAITAN	2200	.0030	Nil	Nil	Nil	Nil	Nil	Nil	Nil	.003
Total :		828458	1.1398	Nil	Nil	Nil	Nil	Nil	Nil	Nil	1.139



EVEREADY INDUSTRIES INDIA LTD

(I)(b) Statement showing holding of securities (including shares, warrants, convertible securities) of persons belonging to the category 'Promoter and Promoter Group'


Quarter ended 30/09/2015

Page # 1

1. Indian

c. Bodies Corporate

Sr No	Name of the Shareholder	Details of Shares held		Encumbered shares	Details of warrants	Details of convertible securities	Total Sh (including underlying shares and convertible securities) as of diluted share ca				
		No of Shares held	As a % of Grand Total (A)+(B)+(C)								
(I)	(II)	(III)	(IV)	(V)	(VI)= (V)/(III)*100	As a % of Grand Total (A)+(B)+(C) of sub clause (I)(a)	No of Warrants held	As a % of total no of warrants of the same class	No of convertible securities held	As a % of total no of convertible securities of the same class	(XII)
1	WILLIAMSON MAGOR AND CO LIMITED	6700000	9.2176	Nil	Nil	Nil	Nil	Nil	Nil	Nil	9.217
2	WILLIAMSON MAGOR & CO LIMITED	5710223	7.8559	5700000	99.8210	7.8418	Nil	Nil	Nil	Nil	7.855
3	Williamson Magor And Co Limited	4002618	5.5066	Nil	Nil	Nil	Nil	Nil	Nil	Nil	5.506
4	WILLIAMSON FINANCIAL SERVICES LIMITED	3210000	4.4162	Nil	Nil	Nil	Nil	Nil	Nil	Nil	4.416
5	Williamson Financial Services Limited	3154122	4.3393	Nil	Nil	Nil	Nil	Nil	Nil	Nil	4.339
6	BISHNAUTH INVESTMENTS LIMITED	2574146	3.5414	Nil	Nil	Nil	Nil	Nil	Nil	Nil	3.541
7	MCLEOD RUSSEL INDIA LIMITED	1663289	2.2883	Nil	Nil	Nil	Nil	Nil	Nil	Nil	2.288
8	Bishnauth Investments Limited	1574100	2.1656	Nil	Nil	Nil	Nil	Nil	Nil	Nil	2.165
9	BABCOCK BORSIG LIMITED	987484	1.3585	Nil	Nil	Nil	Nil	Nil	Nil	Nil	1.358
10	WILLIAMSON MAGOR AND CO LIMITED	595000	.8186	Nil	Nil	Nil	Nil	Nil	Nil	Nil	.818
11	BENNETT, COLEMAN AND COMPANY LIMITED	307400	.4229	Nil	Nil	Nil	Nil	Nil	Nil	Nil	.422
12	KILBURN ENGINEERING LIMITED	204671	.2816	Nil	Nil	Nil	Nil	Nil	Nil	Nil	.281
13	ICHAMATI INVESTMENTS LTD	171113	.2354	Nil	Nil	Nil	Nil	Nil	Nil	Nil	.235
14	UNITED MACHINE CO LTD	116443	.1602	Nil	Nil	Nil	Nil	Nil	Nil	Nil	.160
15	ZEN INDUSTRIAL SERVICES LIMITED	85366	.1174	Nil	Nil	Nil	Nil	Nil	Nil	Nil	.117
16	KILBURN ENGINEERING LTD	66666	.0917	Nil	Nil	Nil	Nil	Nil	Nil	Nil	.091
17	NITYA HOLDINGS & PROPERTIES LTD	30000	.0413	Nil	Nil	Nil	Nil	Nil	Nil	Nil	.041
18	WILLIAMSON FINANCIAL SERVICES LIMITED	6866	.0094	Nil	Nil	Nil	Nil	Nil	Nil	Nil	.009
19	DUFFLAGHUR INVESTMENTS LIMITED	3030	.0042	Nil	Nil	Nil	Nil	Nil	Nil	Nil	.004
Total :		31162537	42.8721	5700000	18.2912	7.8418	Nil	Nil	Nil	Nil	42.872



(I)(c)(i) Statement showing holding of securities (including shares, warrants, convertible securities) of persons belonging to the category 'Public' and holding more than 1% of the total no of shares

Sr No	Name of the Shareholder	No of Shares held	Details of warrants		Details of convertible securities		Total shares (including underlying shares assuming full conversion of warrants and convertible securities) as a % of diluted share capital	
			Shares as a % of total no of shares i.e., Grand Total (A)+(B)+(C) indicated in Statement at para (I) (a) above)	No of Warrants held	As a % of total no of Warrants of the same class	No of convertible securities held		% w.r.t total no of convertible securities of the same class
1	GOLDMAN SACHS INDIA FUND LIMITED	3613062	4.9707	Nil	Nil	Nil	Nil	4.9707
2	DSP BLACKROCK MICRO CAP FUND	2350187	3.2333	Nil	Nil	Nil	Nil	3.2333
3	CITIGROUP GLOBAL MARKETS MAURITIUS PRIVATE LIMITED	1724948	2.3731	Nil	Nil	Nil	Nil	2.3731
4	ASHISH KACHOLIA	1500000	2.0636	Nil	Nil	Nil	Nil	2.0636
5	NOMURA INDIA INVESTMENT FUND MOTHER FUND	1200000	1.6509	Nil	Nil	Nil	Nil	1.6509
6	TASHA INVESTMENT ADVISORS PRIVATE LIMITED	1025000	1.4102	Nil	Nil	Nil	Nil	1.4102
7	AMUNDI FUNDS A/C AMUNDI FUNDS - EQUITY INDIA	1000000	1.3758	Nil	Nil	Nil	Nil	1.3758
8	THE NOMURA TRUST AND BANKING CO., LTD AS THE TRUSTEE OF NOMURA INDIA STOCK MOTHE	873303	1.2015	Nil	Nil	Nil	Nil	1.2015
9	ARYAV SECURITIES PRIVATE LIMITED	861896	1.1858	Nil	Nil	Nil	Nil	1.1858
Total		14148396	19.4648	Nil	Nil	Nil	Nil	19.4648




EVEREADY INDUSTRIES INDIA LTD

(I)(d) Statement showing details of locked-in shares as on 30/09/2015

Page # 1

Sl #	Folio/CIId/OpId	Name of the Shareholder	No of locked-in Shares	Locked-in shares as a % of total No of shares (i.e., Grand Total (A)+(B)+(C) indicated in Statement at para (I)(a) above)	Promoter/Promoter Group/Public
----- NIL -----					



EVEREADY INDUSTRIES INDIA LTD

(II)(a) Statement showing details of Depository Receipts (DRs) as on 30/09/2015

Sl #	Type of Outstanding DR (ADRs, GDRs, SDRs, etc.)	No of outstanding DRs	No of Shares Underlying Outstanding DRs	Shares underlying outstanding DRs as a % of total No of Shares (i.e., Grand Total (A)+ (B)+(C) indicated in Statement at para (I)(a) above)
------	--	-----------------------------	--	---

--- Nil ---



EVEREADY INDUSTRIES INDIA LTD

(II)(b) Statement showing holding of Depository Receipts (DRs), where underlying shares held by 'promoter/promoter group' are in excess of 1% of the total no of shares as on 30/09/2015


Sl # Name of the DR Holder	Type of Outstanding DR (ADRs,GDRs,SDRs,etc.)	No of Shares Underlying Outstanding DRs	Shares underlying outstanding DRs as a % of total No of Shares (i.e., Grand Total (A)+(B)+(C) indicated in Statement at para (I)(a) above)
----------------------------	--	---	--

--- Nil ---



EVEREADY INDUSTRIES INDIA LTD
Physical / NSDL / CDSL Summary Report as on 30/09/2015

	Holders	Shares	% age
Physical :	17082	1815334	2.4975
N S D L :	24803	67265535	92.5410
C D S L :	10500	3606391	4.9615
	52385	72687260	100.0000



18. Public Shareholding

- No of Shares : 40696265
 - % of shareholding : 55.9882
-

19. Promoters and Promoter Group Shareholding

a) Pledged/Encumbered

- No of Shares : 5700000
- % of shares : 17.8175
(as a % of the total shareholding
of promoter and promoter group)
- % of shares : 7.8418
(as a % of the total share capital
of the company)

b) Non-encumbered

- No of Shares : 26290995
 - % of shares : 82.1825
(as a % of the total shareholding
of promoter and promoter group)
 - % of shares : 36.1700
(as a % of the total share capital
of the company)
-

