


Introductory sub-table (I)(a)

Name of the Company: Nalwa Sons Investments Limited
 Scrip Code, Name of the scrip, class of security: BSE: 532256, NSE: NSIL (Equity Shares)
 As on 30.9.2015

	Partly paid - up shares	No. of partly paid -up shares	As a % of total no. of partly paid-up shares	As a % of total no. of shares of the company
Held by promoters / promoter group	-	-	-	-
Held by public	-	-	-	-
Total	-	-	-	-
Outstanding Convertible Securities	No. of outstanding securities	As a % of total no. of outstanding convertible securities	As a % of total no. of shares of the company assuming full conversion of convertible securities	
Held by promoters / promoter group	-	-	-	-
Held by public	-	-	-	-
Total	-	-	-	-
Warrants:	No. of warrants	As a % of total no. of warrants	As a % of total no. of shares of the company assuming full conversion of warrants	
Held by promoters / promoter group	-	-	-	-
Held by public	-	-	-	-
Total	-	-	-	-
Total paid-up capital of the company, assuming full conversion of warrants and convertible securities	Rs.5,13,61,630/- divided into 51,36,163 equity shares of Rs. 10/- each.			

Certified to be True
 For Nalwa Sons Investments Limited


 Company Secretary

Statement Showing Shareholding Pattern

Category code	Category of shareholder	No. of shareholders	Total no. of shares	Table I(a)		Total shareholding as a % of total no. of shares As a % of (A+B) (VI)	As a % of (A+B+C) (VII)	Shares pledged or otherwise encumbered (VIII)	As a % of (IX)=(VIII)/(IV)*100
				No. of shares held in dematerialized form	Total no. of shares held in dematerialized form				
(A)	Shareholding of promoter & promoter group								
	(i) Indian								
(a)	Individuals /HUF	20	35,041	35,041	0.68	0.68	-	-	-
(b)	Central Govt./State Govt.	-	-	-	-	-	-	-	-
(c)	Bodies Corporates	11	28,11,989	28,11,989	54.75	54.75	-	-	-
(d)	Financial Institutions /Banks	-	-	-	-	-	-	-	-
(e)	Any Other	-	-	-	-	-	-	-	-
	Sub Total (A)(1)	31	28,47,030	28,47,030	55.43	55.43	-	-	-
2	Foreign								
(a)	Individuals (Non Resident Individuals/Foreign Ind)	3	9,480	9,480	0.18	0.18	-	-	-
(b)	Bodies Corporates	-	-	-	-	-	-	-	-
(c)	Institutions	-	-	-	-	-	-	-	-
(d)	Qualified Foreign Investor	-	-	-	-	-	-	-	-
(e)	Any other	-	-	-	-	-	-	-	-
	Sub Total (A)(2)	3	9,480	9,480	0.18	0.18	-	-	-
	Total shareholding of promoter and promoter group (A) = (A)(1)+(A)(2)	34	28,56,510	28,56,510	55.62	55.62	-	-	-
(B)	Public shareholding								
1	Institutions								
(a)	Mutual Funds /UTI	15	1,420	523	0.03	0.03	-	-	-
(b)	Financial institutions /Banks	20	1,350	193	0.03	0.03	-	-	-
(c)	Central Govt. /State Govt.	-	-	-	-	-	-	-	-
(d)	Venture Capital Funds	-	-	-	-	-	-	-	-
(e)	Insurance Companies	2	28,126	28,126	0.55	0.55	-	-	-
(f)	Foreign Institutional investors	5	713	12	0.01	0.01	-	-	-
(g)	Foreign Venture capital Investors	-	-	-	-	-	-	-	-
(h)	Qualified Foreign Investor	-	-	-	-	-	-	-	-
(i)	Any other	-	-	-	-	-	-	-	-
	Foreign Portfolio Investors - Corporates	5	2,16,188	2,16,188	4.21	4.21	-	-	-
	Sub Total (B) (1)	47	2,47,797	2,45,042	4.82	4.82	-	-	-
B2	Non institutions								
(a)	Bodies Corporates	318	1,88,008	1,83,583	3.66	3.66	-	-	-
(b)	Individuals	21,250	5,92,422	4,20,494	11.53	11.53	-	-	-
I	Individuals shareholders holding nominal share capital up to Rs. 1 lakh	-	-	-	-	-	-	-	-
II	Individuals shareholders holding nominal share capital in excess of Rs. 1 lakh	-	-	-	-	-	-	-	-
(c)	Qualified Foreign Investor	-	-	-	-	-	-	-	-
(d)	Any other :	-	-	-	-	-	-	-	-
	Trusts	2	208	208	0.00	0.00	-	-	-
	Non Resident Indians	1,054	12,31,071	11,96,261	23.97	23.97	-	-	-
	Overseas Corporate Bodies	2	97	-	0.00	0.00	-	-	-
	Foreign Nationals	1	227	227	0.00	0.00	-	-	-
	Clearing Members	11	340	340	0.01	0.01	-	-	-
	Hindu Undivided Families	236	19,483	19,296	0.38	0.38	-	-	-
	Sub Total (B) (2)	22,874	20,31,856	18,20,409	39.56	39.56	-	-	-
	Total Public Shareholding (B) = (B)(1)+(B)(2)	22,921	22,79,653	20,55,451	44.38	44.38	-	-	-
	Total (A)+(B)	22,955	51,36,163	49,21,961	100.00	100.00	-	-	-
(C)	Shares held by custodians and against which GDS have been issued	-	-	-	-	-	-	-	-
1	Promoter & promoter group	-	-	-	-	-	-	-	-
2	Public	-	-	-	-	-	-	-	-
	Grand Total (A)+(B)+(C)	22,955	51,36,163	49,21,961	100.00	100.00	-	-	-

Certified to be True
For the Company Investments


Company Secretary

(i)(b) Statement showing holding of securities (including shares, warrants, convertible securities) of persons belonging to the category "Promoter & Promoter Group."

Sr.	Name of shareholder	Details of Shares held			Encumbered shares			Details of warrants			Details of convertible securities								
		No. of shares	As a % of grand total (A)+(B)+(C) of sub-clause (I)(a)	(IV)	No. of shares	As a % of (V)=(V)/(III)*100	(VI)	As a % of grand total (A)+(B)+(C) of sub-clause (I)(a)	(VII)	Number of warrants held	(VIII)	As a % of total number of warrants of the same class	(IX)	Number of convertible securities held	(X)	As a % of total number of convertible securities of the same class	(XI)	Total shares (including underlying shares assuming full conversion of warrants and convertible securities) as a % of diluted share capital	(XII)
1	ABHYUDAY JINDAL	1,206	0.02	-	-	-	-	-	-	-	-	-	-	-	-	-	-	0.02	-
2	ARTI JINDAL	781	0.02	-	-	-	-	-	-	-	-	-	-	-	-	-	-	0.02	-
3	DEEPIKA JINDAL	3,760	0.07	-	-	-	-	-	-	-	-	-	-	-	-	-	-	0.07	-
4	GOSWAMIS CREDIT & INVESTMENT LIMITED	12,721	0.25	-	-	-	-	-	-	-	-	-	-	-	-	-	-	0.25	-
5	JSW HOLDINGS LIMITED	25,014	0.49	-	-	-	-	-	-	-	-	-	-	-	-	-	-	0.49	-
6	NAVEEN JINDAL	692	0.01	-	-	-	-	-	-	-	-	-	-	-	-	-	-	0.01	-
7	NAVEEN JINDAL HUF	5,854	0.11	-	-	-	-	-	-	-	-	-	-	-	-	-	-	0.11	-
8	PARTH JINDAL	1,497	0.03	-	-	-	-	-	-	-	-	-	-	-	-	-	-	0.03	-
9	PRITHVI RAJ JINDAL	1,698	0.03	-	-	-	-	-	-	-	-	-	-	-	-	-	-	0.03	-
10	P R JINDAL HUF	3,163	0.06	-	-	-	-	-	-	-	-	-	-	-	-	-	-	0.06	-
11	RATAN JINDAL	4,024	0.08	-	-	-	-	-	-	-	-	-	-	-	-	-	-	0.08	-
12	R.K. JINDAL & SONS HUF	756	0.01	-	-	-	-	-	-	-	-	-	-	-	-	-	-	0.01	-
13	SAJIAN JINDAL	2,592	0.05	-	-	-	-	-	-	-	-	-	-	-	-	-	-	0.05	-
14	S K JINDAL & SONS HUF	1,809	0.04	-	-	-	-	-	-	-	-	-	-	-	-	-	-	0.04	-
15	SANGITA JINDAL	2,547	0.05	-	-	-	-	-	-	-	-	-	-	-	-	-	-	0.05	-
16	SARIKA JHUNHUNWALA	4,250	0.08	-	-	-	-	-	-	-	-	-	-	-	-	-	-	0.08	-
17	SAROI BHARTIA	2	0.00	-	-	-	-	-	-	-	-	-	-	-	-	-	-	0.00	-
18	SAVITRI DEVI JINDAL	4,815	0.09	-	-	-	-	-	-	-	-	-	-	-	-	-	-	0.09	-
19	SEEMA JAODIA	49	0.00	-	-	-	-	-	-	-	-	-	-	-	-	-	-	0.00	-
20	SMINU JINDAL	2,382	0.05	-	-	-	-	-	-	-	-	-	-	-	-	-	-	0.05	-
21	TANVI JINDAL	652	0.01	-	-	-	-	-	-	-	-	-	-	-	-	-	-	0.01	-
22	TARINI JINDAL	651	0.01	-	-	-	-	-	-	-	-	-	-	-	-	-	-	0.01	-
23	TRIPTI JINDAL	662	0.01	-	-	-	-	-	-	-	-	-	-	-	-	-	-	0.01	-
24	URMILA BHUWALKA	48	0.00	-	-	-	-	-	-	-	-	-	-	-	-	-	-	0.00	-
25	URVI JINDAL	631	0.01	-	-	-	-	-	-	-	-	-	-	-	-	-	-	0.01	-
26	HEXA TRADEX LIMITED	100	0.00	-	-	-	-	-	-	-	-	-	-	-	-	-	-	0.00	-
27	GLEBE TRADING PRIVATE LIMITED	1,22,306	2.38	-	-	-	-	-	-	-	-	-	-	-	-	-	-	2.38	-
28	VINAMRA CONSULTANCY PRIVATE LIMITED	1,21,244	2.36	-	-	-	-	-	-	-	-	-	-	-	-	-	-	2.36	-
29	JSL LIMITED	1,20,615	2.35	-	-	-	-	-	-	-	-	-	-	-	-	-	-	2.35	-
30	JINDAL COAL PRIVATE LIMITED	1,24,446	2.42	-	-	-	-	-	-	-	-	-	-	-	-	-	-	2.42	-
31	DANIYA ENTERPRISES PRIVATE LIMITED	5,71,386	11.12	-	-	-	-	-	-	-	-	-	-	-	-	-	-	11.12	-
32	SAHYOG TRADecORP PRIVATE LIMITED	5,71,386	11.12	-	-	-	-	-	-	-	-	-	-	-	-	-	-	11.12	-
33	VIRTUOUS TRADecORP PRIVATE LIMITED	5,71,385	11.12	-	-	-	-	-	-	-	-	-	-	-	-	-	-	11.12	-
34	OPT TRADING PRIVATE LIMITED	5,71,386	11.12	-	-	-	-	-	-	-	-	-	-	-	-	-	-	11.12	-
	TOTAL	28,56,510	55.62	-	-	-	-	-	-	-	-	-	-	-	-	-	-	55.62	-


Certified to be True
For Nalwa Investments Limited
Company Secretary

(i)(c)(i) Statement showing holding of securities (including shares, warrants, convertible securities) of persons belonging to the category "public" and holding more than 1% of the total number of shares.

Sr.	Name of shareholder	Details of Shares held		Details of warrants		Details of convertible securities		Total shares (including underlying shares assuming full conversion of warrants and convertible securities)
		No. of shares	As a % of grand total (A)+(B)+(C) of sub-clause (I)(a)	Number of warrants held	As a % of total number of warrants of the same class	Number of convertible securities held	As a % of total convertible securities of the same class	
(i)	(ii)	(iii)	(iv)	(viii)	(ix)	(x)	(xi)	(xii)
1	RICKY ISHWARDAS KIRPALANI	4,05,561	7.90	-	-	-	-	7.90
2	KESWANI HARESH	3,01,192	5.86	-	-	-	-	5.86
3	ANIL ARYA	2,49,285	4.85	-	-	-	-	4.85
4	VAISHALI ARYA	1,93,316	3.76	-	-	-	-	3.76
5	ACACIA PARTNERS LP	79,236	1.54	-	-	-	-	1.54
6	ACACIA INSTITUTIONAL PARTNERS LP	89,082	1.73	-	-	-	-	1.73
7	IL AND FS TRUST CO LTD	1,51,830	2.96	-	-	-	-	2.96
	TOTAL	14,69,502	28.61	-	-	-	-	28.61

(i)(c)(ii) Statement showing holding of securities (including shares, warrants, convertible securities) of persons (together with PAC) belonging to the category "Public" and holding more than 5% of the total number of shares of the company

Sr.	Name(s) of the shareholder(s) and the Person acting in Concert (PAC) with them	Details of Shares held		Details of warrants		Details of convertible securities		Total shares (including underlying shares assuming full conversion of warrants and convertible securities)
		No. of shares	As a % of grand total (A)+(B)+(C) of sub-clause (I)(a)	Number of warrants held	As a % of total number of warrants of the same class	Number of convertible securities held	As a % of total convertible securities of the same class	
(i)	(ii)	(iii)	(iv)	(viii)	(ix)	(x)	(xi)	(xii)
1	RICKY ISHWARDAS KIRPALANI (alongwith PAC) Ricky Ishwardas Kirpalani Keswani Hareesh (As a PAC with Ricky Ishwardas Kirpalani) Johnny Kirpalani (As a PAC with Ricky Ishwardas Kirpalani) Alisha Kirpalani (As a PAC with Ricky Ishwardas Kirpalani) Pooja Vijay Assomull (As a PAC with Ricky Ishwardas Kirpalani) IL AND FS Trust Co. Ltd.(As a PAC with Ricky Ishwardas Kirpalani) - 1,51,830 Total	8,70,317	16.94	-	-	-	-	16.94
2	ANIL ARYA (alongwith PAC) Anil Arya Vaishali Arya (As a PAC with Anil Arya) Total	4,42,601	8.62	-	-	-	-	8.62
	TOTAL	13,12,918	25.56	-	-	-	-	25.56

Certified to be True

For K&A Partners Investments Limited
Company Secretary

(1)(d) Statement showing details of locked in shares

Sr. no.	Name of shareholder	No. of locked in shares	Locked in shares as a % of total no. of shares i.e. Grand total (A)+(B)+(C) indicated in statement at para (1)(a) above	Promoter / Promoter Group / Public
		NIL	NIL	NIL
	TOTAL			

(1)(a) Statement showing details of Depository Receipts (DRs)

Sr. no.	Type of outstanding DR (ADRs, GDRs, SRDs, etc.)	No. of outstanding DRs	No. of shares underlying outstanding DRs	Shares underlying outstanding DRs as a % of total no. of shares i.e. Grand total (A)+(B)+(C) indicated in statement at para (1)(a) above
		NIL	NIL	NIL
	TOTAL			


(1)(b) Statement showing holding of Depository Receipts (DRs) where underlying shares held by promoter/promoter group are in excess of 1% of the total number of shares

Sr. no.	Name of DR holder	Type of outstanding DR (ADRs, GDRs, SDR, etc.)	No. of underlying outstanding shares	Shares underlying outstanding DRs as a % of total no. of shares i.e. Grand total (A)+(B)+(C) indicated in statement at para (1)(a) above
			NIL	NIL
	TOTAL			

III (a) Statement showing the voting pattern of the shareholders, if more than one class of shares / securities is issued by the issuer:

Category code	Category of shareholder	No. of voting right held in each class of security Class X Y Z	Total voting right (III+IV+V)	Total voting Right i.e. (VI) As a % of (A+B)	As a % of (A+B+C) (VII)	(VIII)
(i)	(ii)	X (iii) Y (iv) Z (v)	(vi)	(vii)	(viii)	

NOT APPLICABLE
The Company has not issued any separate class of shares

Certified to be True
For: Nalwa Soda

Company Secretary