

<b>(D)(A) STATEMENT SHOWING SHAREHOLDING PATTERN</b>			
<b>Name of the Company : SITI CABLE NETWORK LIMITED</b>			
<b>Scrip Code, Name of the scrip, class of security : BSE -532795 ; NSE – SITICABLE-EQ</b>			
<b>As on :- 30.09.2015</b>			
<b>Partly paid up shares*</b>	<b>Number of partly paid -up shares</b>	<b>As a % of total no. of partly paid - up shares</b>	<b>As a % of total no. of shares of the Company</b>
Held by Promoter/Promoter group	0	0.00	0.00
Held by Public	0	0.00	0.00
<b>Total</b>	<b>0</b>	<b>0.00</b>	<b>0.00</b>
<b>Outstanding Convertible Securities</b>	<b>Number of outstanding Securities</b>	<b>As a % of total no. of outstanding convertible Securities</b>	<b>As a % of total no. of shares of the Company assuming full conversion of the Securities</b>
Held by Promoter/Promoter group	0	0.00	0.00
Held by Public	0	0.00	0.00
<b>Total</b>	<b>0</b>	<b>0.00</b>	<b>0.00</b>
<b>Warrants</b>	<b>Number of Warrants</b>	<b>As a % of total no. of warrants</b>	<b>As a % of total no. of shares of the Company assuming full conversion of warrants</b>
Held by Promoter/Promoter group	0	0.00	0.00
Held by Public	0	0.00	0.00
<b>Total</b>	<b>0</b>	<b>0.00</b>	<b>0.00</b>
<b>Total paid up capital of the Company, assuming full conversion of warrants and convertible securities</b>	<b>677,633,135</b>	<b>0.00</b>	<b>0.00</b>


**NOTE :-**

The total subscribed and paid-up share capital of 677,633,135 Equity Shares of Re 1 each includes 3,338 equity shares on which first and final call money was received but corporate action for conversion into fully paid-up shares failed due to reasons at depository level.

For Siti Cable Network Limited  
  
 Suresh Kumar  
 (Company Secretary)

SITI CABLE NETWORK LIMITED								
STATEMENT SHOWING SHAREHOLDING PATTERN								
Table (D)(a) As on 30.09.2015								
Category Code	Category of Shareholder	Number of Shareholders	Total Number of Shares	No of Shares held on Dematerialised form	Total Shareholding as percentage of total number of shares		Shares pledged or otherwise encumbered	
					As % of (A+B)	As % of (A+B+C)	No of Shares	As % of Shareholding (IX)= VIII/IV*100
(I)	(II)	(III)	(IV)	(V)	(VI)	(VII)	(VIII)	(IX)
<b>A Shareholding of Promoter &amp; Promoter Group</b>								
1	Indian							
a	Individuals / HUF	1	1,021,000	1,021,000	0.15%	0.15%	0	0.00%
b	Central / State Government	0	0	0	0.00%	0.00%	0	0.00%
c	Bodies Corporate	7	262,040,427	262,040,427	38.67%	38.67%	130,967,000	49.98%
d	Financial Institutions / Banks	0	0	0	0.00%	0.00%	0	0.00%
e	Any other (Specify)	0	0	0	0.00%	0.00%	0	0.00%
	<b>Sub-total (A)(1)</b>	<b>8</b>	<b>263,061,427</b>	<b>263,061,427</b>	<b>38.82%</b>	<b>38.82%</b>	<b>130,967,000</b>	<b>49.79%</b>
2	Foreign							
a	Individuals (Non-resident/ Foreign)	0	-	0	0.00%	0.00%	0	0.00%
b	Bodies Corporate (OCB)	2	184,181,000	184,181,000	27.18%	27.18%	0	0.00%
c	Institutions - Foreign Bodies	0	0	0	0.00%	0.00%	0	0.00%
d	Qualified Foreign Investor	0	0	0	0.00%	0.00%	0	0.00%
e	Any other (Specify)	0	0	0	0.00%	0.00%	0	0.00%
	<b>Sub-total(A)(2)</b>	<b>2</b>	<b>184,181,000</b>	<b>184,181,000</b>	<b>27.18%</b>	<b>27.18%</b>	<b>0</b>	<b>0.00%</b>
	<b>Total Shareholding of Promoter and Promoter Group (A) = (A)(1)+(A)(2)</b>	<b>10</b>	<b>447,242,427</b>	<b>447,242,427</b>	<b>66.00%</b>	<b>66.00%</b>	<b>130,967,000</b>	<b>29.28%</b>
<b>B</b>								
1	Institutions							
a	Mutual Funds and UTI	5	51,421,793	51,421,793	7.59%	7.59%		
b	Financial Institutions/Banks	13	104,485	104,485	0.02%	0.02%		
c	Central / State Government	0	0	0	0.00%	0.00%		
d	Venture Capital Funds	0	0	0	0.00%	0.00%		
e	Insurance Companies	2	4,001	4,001	0.00%	0.00%		
f	Foreign Institutional Investors	32	94,080,182	94,074,682	13.88%	13.88%		
g	Foreign Venture Capital Investors	0	0	0	0.00%	0.00%		
h	Qualified Foreign Investor	0	0	0	0.00%	0.00%		
i	Any other (Specify)	0	0	0	0.00%	0.00%		
	<b>Sub-total (B)(1)</b>	<b>52</b>	<b>145,610,461</b>	<b>145,604,461</b>	<b>21.49%</b>	<b>21.49%</b>		
2	Non-Institutions							
a	Bodies Corporate	1342	18,077,251	18,072,279	2.67%	2.67%		
b-i	Individuals holding shares upto Rs 1 Lac in nominal value	107831	41,796,724	41,599,849	6.17%	6.17%		
b-ii	Individuals holding shares in excess of Rs. 1 Lac in nominal value	38	17504279	17504279	2.58%	2.58%		
c	Qualified Foreign Investor	0	0	0	0.00%	0.00%		
d	Any other							
i	Overseas Corporate Body	1	75	75	0.00%	0.00%		
ii	Foreign National	1	500	500	0.00%	0.00%		
iii	Foreign Bodies	1	1	1	0.00%	0.00%		
iii	NRI	1024	7,397,190	7,201,488	1.09%	1.09%		
iv	Trust	5	4,227	4,227	0.00%	0.00%		
	<b>Sub-total (B)(2)</b>	<b>110,243</b>	<b>84,780,247</b>	<b>84,382,698</b>	<b>12.51%</b>	<b>12.51%</b>		
	<b>Total Public Shareholding (B) = (B)(1)+(B)(2)</b>	<b>110,295</b>	<b>130,390,708</b>	<b>129,987,159</b>	<b>34.00%</b>	<b>34.00%</b>		
	<b>TOTAL (A)+(B)</b>	<b>110,305</b>	<b>677,633,135</b>	<b>677,229,586</b>	<b>100.00%</b>	<b>100.00%</b>	<b>130,967,000</b>	<b>19.33%</b>
<b>C Share held by Custodians &amp; against which Depository Receipts have been Issued</b>								
1	Promoter and Promoter Group	0	0	0		0.00%		
2	Public	0	0	0		0.00%		
	<b>GRAND TOTAL (A+B+C)</b>	<b>110,305</b>	<b>677,633,135</b>	<b>677,229,586</b>	<b>100.00%</b>	<b>100.00%</b>	<b>130,967,000</b>	<b>19.33%</b>

For Siti Cable Network Limited


  
Suresh Kumar  
(Company Secretary)

## (1) (b) Statement showing holding of securities (including shares, warrants, convertible securities) of persons belonging to the category "Promoter and Promoter Group"

Sr.No.	Name of the shareholder	Details of Shares held		Encumbered shares <sup>(*)</sup>		Details of warrants		Details of convertible		Total shares (including underlying shares assuming full conversion of warrants and convertible securities) as a % of diluted share capital	
		No of Shares held	As a % of grand total (A)+(B)+(C)	Number of shares	As a Percentage	As a % of grand total A+B+C of sub-clause (1)(a)	No of warrants held	As a % of total number of warrants of the same	Number of convertible securities held		As a % of total number of convertible securities of the same class
(I)	(II)	(III)	(IV)	(V)	(VI) = (V)/(III)*100	(VII)	(VIII)	(IX)	(X)	(XI)	(XII)
1	ESSEL MEDIA VENTURES LIMITED	116431000	17.18	0	0.00	0.00	0	0	0	0	17.18
2	DIRECT MEDIA SOLUTIONS PRIVATE LTD	88750000	13.10	73315000	82.61	10.82	0	0	0	0	13.10
3	ESSEL INTERNATIONAL LIMITED	67750000	10.00	0	0.00	0.00	0	0	0	0	10.00
4	DIGITAL SATELLITE HOLDINGS PRIVATE LIMITED	61500000	9.09	48100000	78.12	7.10	0	0	0	0	9.09
5	DIRECT MEDIA SOLUTIONS PRIVATE LTD	50250000	7.42	0	0.00	0.00	0	0	0	0	7.42
6	BIOSCOPE CINEMAS PRIVATE LIMITED	30003395	4.43	0	0.00	0.00	0	0	0	0	4.43
7	BIOSCOPE CINEMAS PRIVATE LIMITED	20607154	3.05	0	0.00	0.00	0	0	0	0	3.05
8	DIGITAL SATELLITE HOLDINGS PRIVATE LIMITED	9800000	1.45	9552000	97.47	1.41	0	0	0	0	1.45
9	ASHOK MATHAJI KURIEN	1021000	0.15	0	0.00	0.00	0	0	0	0	0.15
10	DIRECT MEDIA SOLUTIONS PRIVATE LTD	1000000	0.15	0	0.00	0.00	0	0	0	0	0.15
	<b>TOTAL</b>	<b>447,241,427</b>	<b>66.00</b>	<b>130967000</b>	<b>29.28</b>	<b>19.33</b>	<b>0</b>	<b>0</b>	<b>0</b>	<b>0</b>	<b>66.00</b>

(\*) The term "encumbrance" has the same meaning as assigned to it in regulation 28(5) of the SEBI Regulations, 2011

For Siti Cable Network Limited


  
Suresh Kumar  
(Company Secretary)



Statement showing holding of securities (including shares,warrants,convertible securities) of persons belonging to the category "Public" and holding more than 1% of the total number of shares.								
SRL	Name of the shareholder	Number of shares held	Shares as a percentage of total number of shares (i.e., Grand Total (A)+(B)+(C) Indicated in Statement at para	Details of warrants		Details of convertible securities		Total shares (including underlying shares assuming full conversion of warrants and
				Number of warrants held	As a % total number of warrants of the same class	Number of convertible securities held	% w.r.t total number of convertible securities of the same class	
1	HDFC TRUSTEE COMPANY LTD A/C HDFC EQUITY FUND	34609000	5.11	0	0	0	0	5.11
2	MORGAN STANLEY ASIA (SINGAPORE)PTE	24368347	3.60	0	0	0	0	3.60
3	POLUS GLOBAL FUND	14949030	2.21	0	0	0	0	2.21
4	SWISS FINANCE CORPORATION (MAURITIUS) LIMITED	12708282	1.88	0	0	0	0	1.88
5	DSP BLACKROCK MICRO CAP FUND	11754575	1.73	0	0	0	0	1.73
6	CITIGROUP GLOBAL MARKETS MAURITIUS PVT LTD	7225119	1.07	0	0	0	0	1.07
<b>TOTAL</b>		<b>105,614,353</b>	<b>15.59</b>	<b>0</b>	<b>0</b>	<b>0</b>	<b>0</b>	<b>15.59</b>

Statement showing holding of securities (including shares,warrants,convertible securities) of persons (together with PAC) belonging to the category "Public" and holding more than 5% of the total number of shares of the company.								
SRL	Name(s) of the shareholder(s) and the Persons Acting In Concert (PAC) with them	Number of shares	Shares as a percentage of total number of shares (i.e., Grand Total (A)+(B)+(C) Indicated in Statement at para	Details of warrants		Details of convertible securities		Total shares (including underlying shares assuming full conversion of warrants and
				Number of warrants	As a % total number of warrants of the same class	Number of convertible securities held	% w.r.t total number of convertible securities of the same class	
1	HDFC TRUSTEE COMPANY LTD A/C HDFC EQUITY FUND	34609000	5.11	0	0	0	0	5.11
<b>TOTAL</b>		<b>34609000</b>	<b>5.11</b>	<b>0</b>	<b>0</b>	<b>0</b>	<b>0</b>	<b>5.11</b>

For Siti Cable Network Limited



Suresh Kumar  
(Company Secretary)


<b>(I)(d) Statement showing details of locked-in shares</b>				
<b>Sr. No.</b>	<b>Name of the shareholder</b>	<b>Category of shareholders (Promoter/Public)</b>	<b>Number of locked-in shares</b>	<b>Locked-in shares as a percentage of total number of shares (i.e., Grand Total (A)+(B)+(C) indicated in Statement at para (I)(a) above)</b>
1	ESSEL INTERNATIONAL LIMITED	PROMOTER	47013828	6.94
2	ESSEL MEDIA VENTURES LIMITED	PROMOTER	75828755	11.19
			<b>122842583</b>	<b>18.13</b>

For Siti Cable Network Limited  
  
 Suresh Kumar  
 (Company Secretary)

<b>(II)(a) Statement showing details of Depository Receipts (DRs)</b>				
<b>Sr. No.</b>	<b>Type of outstanding DR (ADRs, GDRs, SDRs, etc.)</b>	<b>Number of outstanding DRs</b>	<b>Number of shares under lying outstanding DRs</b>	<b>Shares underlying outstanding DRs as a percentage of total number of shares {i.e., Grand Total (A)+(B)+(C) indicated in Statement at para (I)(a) above}</b>
	NIL	NIL	NIL	NIL
	<b>TOTAL</b>	NIL	NIL	NIL

<b>(II)(b) Statement showing Holding of Depository Receipts (DRs), where underlying shares held by "Promoter / promoter group" are in excess of 1% of the total number of shares</b>				
<b>Sr. No.</b>	<b>Name of the DR Holder</b>	<b>Type of outstanding DR (ADRs, GDRs, SDRs, etc.)</b>	<b>Number of shares underlying outstanding DRs</b>	<b>Shares underlying outstanding DRs as a percentage of total number of shares {i.e., Grand Total (A)+(B)+(C) indicated in Statement at para (I)(a) above}</b>
	NIL	NIL	NIL	NIL
	<b>TOTAL</b>	NIL	NIL	NIL

For Siti Cable Network Limited

  
Suresh Kumar  
(Company Secretary)

SITI CABLE NETWORK LIMITED							
III (a) Statement showing the voting pattern of shareholders, if more than one class of shares/securities is issued by the issuer.							
						30.09.2015	
(Give description of voting rights for each class of security Class X, Class Y, Class Z)							
Category code	Caegory of shareholder	Number of Voting Rights held in each class of securities			Total Voting Rights	Total Voting Rights (VI)	
		Class X (III)	Class Y (IV)	Class Z (V)		(III+IV+V) (VI)	As a % of (A+B) (VII)
(1)	(II)						
(A)	<b>Promoter and Promoter Group</b>						
(1)	<b>Indian</b>						
(a)	Individuals/Hindu Undivided Family						
(b)	Central/State Government(s)						
(c)	Bodies Corporate						
(d)	Financial Institutions/Banks						
(e)	Any Other (specify)						
	<b>Sub-Total (A) (1)</b>	N.A.	N.A.	N.A.	N.A.	N.A.	N.A.
(2)	<b>Foreign</b>						
(a)	Individuals (Non Resident/Foreign)						
(b)	<b>Bodies Corporate</b>						
(c)	Instititins						
(d)	Qualified Foreign Investor						
(e)	Any Other (specify)						
	<b>Sub-Total (A)(2)</b>	N.A.	N.A.	N.A.	N.A.	N.A.	N.A.
	Total Shareholding of Ptomoter and Ptomoter Group (A)=(A)(1) + (A)(2)						
(B)	<b>Public Shareholding</b>						
(1)	<b>Instititins</b>						
(a)	Mutual Funds/UTI						
(b)	Financial Institutions/Banks						
(c)	Central/State Government(s)						
(d)	Venture Capital Funds						
(e)	Insurance Companies						
(f)	Foreign Institutional Investors						
(g)	Foreign Venture Capital Investors						
(h)	Qualified Foreign Investor						
(i)	Any Other (specify)						
	<b>Sub-Total (B) (1)</b>	N.A.	N.A.	N.A.	N.A.	N.A.	N.A.
(2)	<b>Non Instittuons</b>						
(a)	Bodies Corporate						
(b)	<b>Individuals</b>						
	i. Individual shareholders holding nominal share capital upto Rs. 1 lakh						
	ii. Individual shareholders holding nominal share capital in excess of Rs. 1 lakh.						
(c)	Qualified Foreign Investor						
(d)	Any Other (specify)						
	<b>Sub-Total (B) (2)</b>	N.A.	N.A.	N.A.	N.A.	N.A.	N.A.
	<b>TOTAL (A) + (B)</b>	N.A.	N.A.	N.A.	N.A.	N.A.	N.A.
(C)	<b>Shares held by Custodians and against which Depository Receipts have been issued</b>						
	<b>GRAND TOTAL (A)+(B)+(C)</b>	N.A.	N.A.	N.A.	N.A.	N.A.	N.A.

For Siti Cable Network Limited  
  
 Suresh Kumar  
 (Company Secretary)