

BF INVESTMENT

Introductory sub-table (I)(a)

Name of the Company: BF INVESTMENT LIMITED		CIN : L65993PN2009PLC134021	
Scrip Code, Name of the scrip, class of security: 533303, BFINVEST, EQUITY			
Quarter ended: 30TH SEPTEMBER, 2015			
Partly paid-up shares:-	No. of partly paid-up shares	As a % of total no. of partly paid-up shares	As a % of total no. of shares of the company
Held by promoter/promoter group		#DIV/0!	0
Held by public		#DIV/0!	0
Total	0	#DIV/0!	0
Outstanding convertible securities:-	No. of outstanding securities	As a % of total no. of outstanding convertible securities	As a % of total no. of shares of the company, assuming full conversion of the convertible securities
Held by promoter/promoter group		#DIV/0!	0
Held by public		#DIV/0!	0
Total	0	#DIV/0!	0
Warrants:-	No. of warrants	As a % of total no. of warrants	As a % of total no. of shares of the company, assuming full conversion of warrants
Held by promoter/promoter group		#DIV/0!	0
Held by public		#DIV/0!	0
Total	0	#DIV/0!	0
Total paid-up capital of the company, assuming full conversion of warrants and convertible securities		37687628	



Saty

BF INVESTMENT



Statement Showing Shareholding Pattern

Category of Shareholder		Number of Shareholders	Table (I)(a)			Total shareholding as a percentage of total number of shares		Shares Pledged or otherwise encumbered
			Total number of shares	Number of shares held in dematerialized form	As a percentage of (A+B) ¹	As a percentage of (A+B+C)		
Category code	(II)	(III)	(IV)	(V)	(VI)	(VII)	(VIII)	(IX) = (VIII)/(IV)*100
(A)	Shareholding of Promoter and Promoter Group ²							
I	Indian							
(a)	Individuals/ Hindu Undivided Family	8	102942	102934	0.27	0.27		0.00
(b)	Central Government/ State Government(s)	-	-	-	0.00	0.00		#DIV/0!
(c)	Bodies Corporate	13	27284034	27284034	72.43	72.43		0.00
(d)	Financial Institutions/ Banks	-	-	-	0.00	0.00		#DIV/0!
(e)	Any Others(Specify)	-	-	-	0.00	0.00		#DIV/0!
(e-i)					0.00	0.00		#DIV/0!
(e-ii)					0.00	0.00		#DIV/0!
	Sub Total(A)(I)	21	27386976	27386968	72.71	72.71	0	0.00
2	Foreign							
a	Individuals (Non-Residents Individuals/ Foreign Individuals)	-	-	-	0.00	0.00		#DIV/0!
b	Bodies Corporate	-	-	-	0.00	0.00		#DIV/0!
c	Institutions	-	-	-	0.00	0.00		#DIV/0!
d	Qualified Foreign Investor	-	-	-	0.00	0.00		#DIV/0!
e	Any Others(Specify)	-	-	-	0.00	0.00		#DIV/0!
e-i					0.00	0.00		#DIV/0!
e-ii					0.00	0.00		#DIV/0!
	Sub Total(A)(2)	0	0	0	0.00	0.00	0	#DIV/0!
	Total Shareholding of Promoter and Promoter Group (A)= (A)(I)+(A)(2)	21	27386976	27386968	72.71	72.71	0	0.00

[Handwritten Signature]

BF INVESTMENT


(C)	Shares held by Custodians and against which Depository Receipts have been issued												
1	Promoter and Promoter Group	-	-	-	-	-	-	-	-	-	-	-	-
2	Public	-	-	-	-	-	-	-	-	-	-	-	-
	Sub-Total (C)	0	0	0	0	0	0	0	0	0	0	0	0
	GRAND TOTAL (A)+(B)+(C)	23993	37667628	35287522	100.00	338797	0.90						

[Handwritten Signature]




BF INVESTMENT

Sr.No	Notes
1	
2	
3	
4	
5	
6	
7	
8	
9	



BF INVESTMENT



(1)(b) Statement showing holding of securities (including shares, warrants, convertible securities) of persons belonging to the category "Promoter and Promoter Group"

Sr. No.	Name of the shareholder	Details of Shares held		Encumbered shares (*)		Details of warrants		Details of convertible securities		Total shares (including underlying shares assuming full conversion of warrants and convertible securities) as a % of diluted share capital	
		Number of shares held	As a % of grand total (A)+(B)+(C)	No.	As a percentage (V)=(Vj)/(Iij)*100	As a % of grand total (A)+(B)+(C) of sub-clause (I)(a)	Number of warrants held	As a % total number of warrants of the same class	Number of convertible securities held		As a % total number of convertible securities of the same class
(i)	(ii)	(iii)	(iv)	(v)	(vi)	(vii)	(viii)	(ix)	(x)	(xi)	(xii)
1	BABASAHEB NEELKANTH KALYANI - Promoter	7204	0.02	-	0.00	0.00	-	#DIV/0!	-	#DIV/0!	-
2	AJINKYA INVESTMENT AND TRADING COMPANY	10292103	27.32	-	0.00	0.00	-	#DIV/0!	-	#DIV/0!	-
3	SUNDARAM TRADING AND INVESTMENT PVT LTD	9543068	25.33	-	0.00	0.00	-	#DIV/0!	-	#DIV/0!	-
4	KSL HOLDINGS PRIVATE LIMITED	5054091	13.42	-	0.00	0.00	-	#DIV/0!	-	#DIV/0!	-
5	PIH FINVEST COMPANY LIMITED	1424885	3.78	-	0.00	0.00	-	#DIV/0!	-	#DIV/0!	-
6	JANNHAVI INVESTMENT PRIVATE LIMITED	458514	1.22	-	0.00	0.00	-	#DIV/0!	-	#DIV/0!	-
7	RAJGAD TRADING COMPANY PVT.LTD.	151674	0.40	-	0.00	0.00	-	#DIV/0!	-	#DIV/0!	-
8	KALYANI CONSULTANTS PVT.LTD.	149500	0.40	-	0.00	0.00	-	#DIV/0!	-	#DIV/0!	-
9	DANDAKARANYA INVESTMENT AND TRADING PVT.LTD.	95000	0.25	-	0.00	0.00	-	#DIV/0!	-	#DIV/0!	-
10	CAMPANULA INVESTMENT & FINANCE PVT.LTD.	61389	0.16	-	0.00	0.00	-	#DIV/0!	-	#DIV/0!	-
11	CORNFLOWER INVESTMENT & FINANCE PVT.LTD	41900	0.11	-	0.00	0.00	-	#DIV/0!	-	#DIV/0!	-
12	HASTINAPUR INVESTMENT & TRADING PVT.LTD	6267	0.02	-	0.00	0.00	-	#DIV/0!	-	#DIV/0!	-
13	DRONACHARYA INVESTMENT & TRADING PVT.LTD	5643	0.01	-	0.00	0.00	-	#DIV/0!	-	#DIV/0!	-
Relatives of Promoters											
14	GAURISHANKAR NEELKANTH KALYANI	63779	0.17	-	0.00	0.00	-	#DIV/0!	-	#DIV/0!	-
15	AMIT BABASAHEB KALYANI	28270	0.08	-	0.00	0.00	-	#DIV/0!	-	#DIV/0!	-
16	ROHINI GAURISHANKAR KALYANI	2000	0.01	-	0.00	0.00	-	#DIV/0!	-	#DIV/0!	-
17	DR. MEERA KHENY	700	0.00	-	0.00	0.00	-	#DIV/0!	-	#DIV/0!	-
18	ASHOK KUMAR KHENY	581	0.00	-	0.00	0.00	-	#DIV/0!	-	#DIV/0!	-
19	SUGANDHA JAI HIREMATH	400	0.00	-	0.00	0.00	-	#DIV/0!	-	#DIV/0!	-
20	SULOCHANA NEELKANTH KALYANI Jointly Mr.B.N.Kalyani	8	0.00	-	0.00	0.00	-	#DIV/0!	-	#DIV/0!	-
TOTAL		27386976	72.71	0	0.00	0.00	0	#DIV/0!	0	#DIV/0!	0


[Signature]

(*) The term "encumbrance" has the same meaning as assigned to it in regulation 28(3) of the SAST Regulations, 2011

BF INVESTMENT

(1)(c)(i) Statement showing holding of securities (including shares, warrants, convertible securities) of persons belonging to the category "Public" and holding more than 1% of the total number of shares

Sr. No.	Name of the shareholder	Number of shares held	Shares as a percentage of total number of shares i.e., Grand Total (A)+(B)+(C) indicated in Statement at para (1)(a) above}	Details of warrants		Details of convertible securities		Total shares (including underlying shares assuming full conversion of warrants and convertible securities) as a % of diluted share capital
				Number of warrants held	As a % total number of warrants of the same class	Number of convertible securities held	% w.r.t total number of convertible securities of the same class	
1	KRUTADNYA MANAGEMENT AND TRADING SERVICES LLP	1568600	4.16	-	#DIV/0!	-	#DIV/0!	
TOTAL		1568600	4.16	0	#DIV/0!	0	#DIV/0!	0




BF INVESTMENT

(D)(c)(ii) Statement showing holding of securities (including shares, warrants, convertible securities) of persons (together with PAC) belonging to the category "Public" and holding more than 5% of the total number of shares of the company

Sr. No.	Name(s) of the shareholder(s) and the Persons Acting in Concert (PAC) with them	Number of shares	Shares as a percentage of total number of shares {i.e., Grand Total (A)+(B)+(C) indicated in Statement at para (D)(a) above}	Details of warrants		Details of convertible securities		Total shares (including underlying shares assuming full conversion of warrants and convertible securities) as a % of diluted share capital
				Number of warrants	As a % total number of warrants of the same class	Number of convertible securities held	% w.r.t total number of convertible securities of the same class	
1	NIL	0	0.00		#DIV/0!		#DIV/0!	
TOTAL		0	0.00	0	#DIV/0!	0	#DIV/0!	0


[Handwritten Signature]



BF INVESTMENT

(D)(d) Statement showing details of locked-in shares

Sr. No.	Name of the shareholder	Number of locked-in shares	Locked-in shares as a percentage of total number of shares {i.e., Grand Total (A)+(B)+(C) indicated in Statement at para (D)(a) above}	Promoter / Promoter Group / Public
1	NIL	0	0.00	
TOTAL		0	0.00	



A handwritten signature in black ink, appearing to be "R. M. ...".

BF INVESTMENT

(II)(a) Statement showing details of Depository Receipts (DRs)

Sr. No.	Type of outstanding DR (ADRs, GDRs, SDRs, etc.)	Number of outstanding DRs	Number of shares underlying outstanding DRs	Shares underlying outstanding DRs as a percentage of total number of shares {i.e., Grand Total (A)+(B)+(C) indicated in Statement at para (I)(a) above}
1	NIL	0	0	0.00
TOTAL				
		0	0	0.00

[Handwritten Signature]

