



JINDAL SOUTH WEST HOLDINGS LIMITED
SHAREHOLDING PATTERN AS ON 30.09.2015

(I) (a) Statement showing Shareholding Pattern

SCRIP CODE : 532642		Name of Scrip : JSWHL		Class of Security : Equity		Quarter Ended : 30.09.2015	
Category Code	Partly paid up shares	Number of partly paid up shares	As a % of total number of partly paid up shares	As a % of total number of shares of the Company			
	Held by Promoter/Promoter group	NIL	NIL	NIL			
	Held by Public	NIL	NIL	NIL			
	Total	NIL	NIL	NIL			
	<u>Outstanding Convertible Securities</u>	Number of outstanding Securities	As a % of total No. of outstanding Con. Securities	As a % of total No. of shares of the Company, assuming full conversion of the Securities			
	Held by Promoter/Promoter group	NIL	NIL	NIL			
	Held by Public	NIL	NIL	NIL			
	Total	NIL	NIL	NIL			
	<u>Warrants</u>	Number of warrants	As a % of total number of warrants	As a % of total number of shares of the Company assuming full conversion of warrants			
	Held by Promoter/Promoter group	NIL	NIL	NIL			
	Held by Public	NIL	NIL	NIL			
	Total	NIL	NIL	NIL			
	Total paid up capital of the Company, assuming full conversion of warrants and convertible securities	1,10,99,625 shares of Rs.10/- each (Rs.11,09,96,250/-)					




Category Code	Category of Shareholders	Number of Shareholders	Total No. of shares	Number of shares held in demated form	Total shareholding as a percentage of total number of shares		Shares pledged or otherwise encumbered	
					As a percentage of		Number of Shares	As a %
					(A+B) ¹	(A+B+C)		
(I)	(II)	(III)	(IV)	(V)	(VI)	(VII)	(VIII)	(IX)=(VIII)/(VI)*100
(A)	Shareholding of Promoter and Promoter Group ²							
(1)	Indian							
(a)	Individuals/H.U.F	21	26742	26742	0.24	0.24		
(b)	Central/State Government(s)	0	0	0	0.00	0.00		
(c)	Bodies Corporate	13	6771009	6771009	61.00	61.00		
(d)	Financial Institutions/Banks	0	0	0	0.00	0.00		
(e)	Any Other (specify)							
	Employee Welfare Trust	0	0	0	0.00	0.00		
	M&M Benefit Trust	0	0	0	0.00	0.00		
	Sub-Total (A)(1)	34	6797751	6797751	61.24	61.24	N.A.	N.A.
(2)	Foreign							
(a)	Non Resident Individuals/Foreign Nationals							
(b)	Bodies Corporate							
(c)	Institutions							
(d)	Any Other (specify)							
	Sub-Total (A)(2)	0	0	0	0.00	0.00	N.A.	N.A.
	Total holding of Promoter and Promoter Group (A)=(A)(1)+(A)(2)	34	6797751	6797751	61.24	61.24	N.A.	N.A.
(B)	Public Shareholding ³							
(1)	Institutions							
(a)	Mutual Fund/UTI	16	4591	3898	0.04	0.04		
(b)	Financial Institutions/Banks	12	6627	6009	0.08	0.06		
(c)	Central/State Government(s)	0	0	0	0.00	0.00		
(d)	Venture Capital Funds	0	0	0	0.00	0.00		
(e)	Insurance Companies	0	0	0	0.00	0.00		
(f)	Foreign Institutional Investors	26	1979920	1978658	17.84	17.84		
(g)	Foreign Venture Cap. Inv	0	0	0	0.00	0.00		
	Sub-Total (B)(1)	53	1991138	1988666	17.94	17.94	N.A.	N.A.
(2)	Non institutions							
(a)	Bodies Corporate	591	543480	539628	4.90	4.90		
(b)	Individuals							
	i) Holding nominal share capital upto Rs. 1 lakh	23482	1426169	1232838	12.85	12.85		
	ii) Holding nominal share capital in excess of Rs. 1 lakh	11	234753	234753	2.12	2.12		
(c)	Any Other(specify) Individual							
	Non-Resident Individual	1216	105917	69817	0.95	0.95		
	Foreign National	1	100	100	0.00	0.00		
	Overseas Corporate Bodies	1	25	0	0.00	0.00		
	Foreign Bodies	0	0	0	0.00	0.00		
	Trust	2	292	292	0.00	0.00		
	Clearing Member	0	0	0	0.00	0.00		
	Sub-Total (B)(2)	25304	2310736	2077428	20.82	20.82	N.A.	N.A.
	Total Public shareholding (B)=(B)(1)+(B)(2)	25357	4301874	4065993	38.76	38.76		
	TOTAL (A)+(B)	25391	11099625	10863744	100.00	100.00	N.A.	N.A.
(C)	Shares held by Custodians and against which Depository Receipts have been issued							
1	Promoter and Promoter Group	0	0	0	0.00	0.00		
2	Public	0	0	0	0.00	0.00		
	GRAND TOTAL (A)+(B)+(C)	25391	11099625	10863744	100.00	100.00	N.A.	N.A.



(I) (b) Statement showing holding of securities (including shares, warrants, convertible securities) of persons belonging to the category "Promoter and Promoter Group"

Sr.No.	Name of the shareholder	Details of Shares held		Encumbered shares(*)		Details of warrants		Details of convertible securities		Total shares (including underlying shares assuming full conversion of warrants and convertible securities as a % of diluted share capital (XII))
		No of Shares held	As a % of grand total (A)+(B)+(C)	Number	As a Percentage (VI) = (V)/(III)*100	(VII)	(VIII)	(IX)	(X)	
(1)	(II)	(III)	(IV)	(V)	(VI) = (V)/(III)*100	(VII)	(VIII)	(IX)	(X)	(XI)
(a)	Individuals									
1	R K JINDAL & SONS HUF	3708	0.03	0	0.00	0.00	NA	NA	NA	0.03
2	SALJAN JINDAL	2197	0.02	0	0.00	0.00	NA	NA	NA	0.02
3	PRITHVI RAJ JINDAL	2097	0.02	0	0.00	0.00	NA	NA	NA	0.02
4	SAVITRI DEVI JINDAL	1863	0.02	0	0.00	0.00	NA	NA	NA	0.02
5	RATAN JINDAL	1470	0.01	0	0.00	0.00	NA	NA	NA	0.01
6	S K JINDAL AND SONS HUF	1447	0.01	0	0.00	0.00	NA	NA	NA	0.01
7	SMINU JINDAL	1381	0.01	0	0.00	0.00	NA	NA	NA	0.01
8	DEEPIKA JINDAL	1358	0.01	0	0.00	0.00	NA	NA	NA	0.01
9	SHRADHA JATIA	1257	0.01	0	0.00	0.00	NA	NA	NA	0.01
10	ABHYUDAY JINDAL	1256	0.01	0	0.00	0.00	NA	NA	NA	0.01
11	TARINI JINDAL	1256	0.01	0	0.00	0.00	NA	NA	NA	0.01
12	TRIPTI JINDAL	1256	0.01	0	0.00	0.00	NA	NA	NA	0.01
13	URVI JINDAL	1181	0.01	0	0.00	0.00	NA	NA	NA	0.01
14	SANGITA JINDAL	1122	0.01	0	0.00	0.00	NA	NA	NA	0.01
15	P R JINDAL HUF	691	0.01	0	0.00	0.00	NA	NA	NA	0.01
16	NAVEEN JINDAL	664	0.01	0	0.00	0.00	NA	NA	NA	0.01
17	NAVEEN JINDAL	500	0.00	0	0.00	0.00	NA	NA	NA	0.00
18	PARTH JINDAL	500	0.00	0	0.00	0.00	NA	NA	NA	0.00
19	TANVI JINDAL	250	0.00	0	0.00	0.00	NA	NA	NA	0.00
20	AARTI JINDAL	34	0.00	0	0.00	0.00	NA	NA	NA	0.00
21	SAROJ BHARTIA	26742	0.24	0	0.00	0.00	NA	NA	NA	0.24
	Sub - Total (a)									




Contd..

(I) (b) Statement showing holding of securities (including shares, warrants, convertible securities) of persons belonging to the category "Promoter and Promoter Group" (contd)

Sr.No.	Name of the shareholder	Details of Shares held		Encumbered shares(*)		Details of warrants		Details of convertible securities		Total shares (including underlying shares assuming full conversion of warrants and convertible securities as a % of diluted share capital
		No of Shares held	As a % of grand total (A)+(B)+(C)	Number	As a Percentage (V)/(VI)*100	No of warrants held	As a % of total warrants of the same class	Number of convertible securities held	As a % of total number of convertible securities of the same class	
(1)	(II)	(III)	(IV)	(V)	(VI) = (V)/(III)*100	(VII)	(VIII)	(IX)	(X)	(XI)
1	Nahwa Sons Investments Ltd	75	0.00	0	0.00	0.00	NA	NA	NA	0.00
2	Nahwa Sons Investments Ltd	1137043	10.24	0	0.00	0.00	NA	NA	NA	10.24
3	Reynold Traders Pvt. Ltd	320500	2.89	0	0.00	0.00	NA	NA	NA	2.89
4	SAHYOG TRADOCORP PRIVATE LIMITED	822674	7.41	0	0.00	0.00	NA	NA	NA	7.41
5	OPJ TRADING PRIVATE LIMITED	822673	7.41	0	0.00	0.00	NA	NA	NA	7.41
6	VIRTUOUS TRADECORP PRIVATE LIMITED	822673	7.41	0	0.00	0.00	NA	NA	NA	7.41
7	DANTA ENTERPRISES PRIVATE LIMITED	822672	7.41	0	0.00	0.00	NA	NA	NA	7.41
8	JSW INVESTMENT PVT LTD	596215	5.37	0	0.00	0.00	NA	NA	NA	5.37
9	JINDAL COAL PRIVATE LIMITED	441518	3.99	0	0.00	0.00	NA	NA	NA	3.99
10	GLEBE TRADING PRIVATE LIMITED	435511	3.92	0	0.00	0.00	NA	NA	NA	3.92
11	JSJL LIMITED	433828	3.91	0	0.00	0.00	NA	NA	NA	3.91
12	VINAMRA CONSULTANCY PVT LTD	115293	1.04	0	0.00	0.00	NA	NA	NA	1.04
13	Hexa Tradex Limited	334	0.00	0	0.00	0.00	NA	NA	NA	0.00
	Sub-Total (b)	6771009	61.00	0	0.00	0.00	NA	NA	NA	61.00
	Grand Total	6797751	61.24	0	0.00	0.00	NA	NA	NA	61.24

(*) The term "encumbrance" has the same meaning as assigned to it, in regulation 28(3) of the SAST Regulations, 2011.

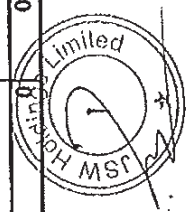


(i)(c)(i) Statement showing holding of securities (including shares, warrants, convertible securities) of persons belonging to the category "Public" and holding more than 1% of the total number of shares.

Sr. No.	Name of the shareholder	Number of shares held	Shares as a percentage of total number of shares {i.e., Grand Total (A)+(B)+(C) indicated in Statement at para (i)(a) above}	Details of warrants		Details of convertible securities		Total shares (including underlying shares assuming full conversion of warrants and convertible securities as a % of diluted share capital
				No of warrants held	As a % of total number of warrants of the same class	Number of convertible securities held	As a % of total number of convertible securities of the same class	
1	SPARROW ASIA DIVERSIFIED OPPORTUNITIES FUND	551000	4.96	NA	NA	NA	NA	4.96
2	STREAM VALUE FUND	427000	3.85	NA	NA	NA	NA	3.85
3	AQUARIUS INDIA OPPORTUNITIES FUND	240974	2.17	NA	NA	NA	NA	2.17
4	ACACIA PARTNERS,LP	219500	1.98	NA	NA	NA	NA	1.98
5	ACACIA INSTITUTIONAL PARTNERS,LP	171200	1.54	NA	NA	NA	NA	1.54
	TOTAL	1609674	14.50	NA	NA	NA	NA	14.50

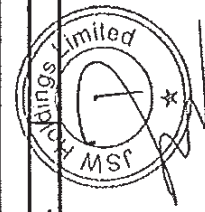
(i)(c)(ii) Statement showing holding of securities (including shares, warrants, convertible securities) of persons (together with PAC) belonging to the category "Public" and holding more than 5% of the total number of shares of the company

Sr.No.	Name(s) of the shareholder(s) and the Persons Acting in Concert (PAC) with them	Number of shares	Shares as a percentage of total number of shares {i.e., Grand Total (A)+(B)+(C)}	Details of warrants		Details of convertible securities		Total shares (including underlying shares assuming full conversion of warrants and
				No of warrants held	As a % of total number of warrants of the same class	Number of convertible securities held	As a % of total number of convertible securities of the same class	
	TOTAL		0.00	NA	NA	NA	NA	0



Promoter / Promoter Group / Public

(1) (d) Statement showing details of locked in shares			
Sr. No.	Name of shareholder	No. of locked-in shares	Locked-in shares as percentage of total no. of shares (i.e. Grand Total(A)+(B)+C) indicated in statement at para(1)(a) above}
	NIL	NIL	0.00
	TOTAL	0	0.00
(II) (a) Statement showing details of Depository Receipts (DRS)			
Sr. No.	Type of outstanding Dr(ADRs, GDRs, SDRs, etc)	No. of DRS	No. of shares underlying outstanding DRS as a percentage of total no. of shares (i.e. Grand Total (A)+(B)+C) indicated in Statement at para (1)(a)above}
			N.A.
	TOTAL		N.A.
(II) (b) Statement showing holding of Depository Receipts (DRs) where underlying shares held by "promoter / promoter group" are in excess of 1% of the total no. of shares			
Sr. No.	Name of the DR Holder	Type of outstanding DR(ADRs, GDRs, SDRs, etc.)	No. of shares underlying outstanding DRS. Shares underlying outstanding DRS as a percentage of total no. of shares (i.e. Grand Total (A)+(B)+C) indicated in Statement at para (1)(a)above}
	TOTAL		N.A.



(III) (a) Statement showing the voting pattern of shareholders, if more than one class of shares/securities is issued by the issuer (Give description of voting rights for each class of security Class X, Class Y, Class Z)							
Category code	Category of shareholder	Number of Voting Rights held in each class of securities			Total Voting Rights (III+IV+V)	Total Voting Rights i.e. (VI)	
		Class X (III)	Class Y (IV)	Class Z (V)		As a % of (A+B) (VII)	As a % of (A+B+C) (VIII)
(A)	Promoter and Promoter Group						
(1)	Indian						
(a)	Individuals/Hindu Undivided Family						
(b)	Central/State Government(s)						
(c)	Bodies Corporate						
(d)	Financial Institutions/Banks						
(e)	Any Other (specify)						
	Sub-Total (A) (1)	N.A.	N.A.	N.A.	N.A.	N.A.	N.A.
(2)	Foreign						
(a)	Individuals (Non Resident/Foreign)						
(b)	Bodies Corporate						
(c)	Institutions						
(d)	Any Other (specify)						
	Sub-Total (A)(2)	N.A.	N.A.	N.A.	N.A.	N.A.	N.A.
	Total Shareholding of Promoter and Promoter Group (A)=(A)(1) + (A)(2)						
(B)	Public Shareholding						
(1)	Institutions						
(a)	Mutual Funds/UTI						
(b)	Financial Institutions/Banks						
(c)	Central/State Government(s)						
(d)	Venture Capital Funds						
(e)	Insurance Companies						
(f)	Foreign Institutional Investors						
(g)	Foreign Venture Capital Investors						
(h)	Any Other (specify)						
	Sub-Total (B) (1)	N.A.	N.A.	N.A.	N.A.	N.A.	N.A.
(2)	Non Institutions						
(a)	Bodies Corporate						
(b)	Individuals						
	i. individual shareholders holding nominal share capital upto Rs. 1 lakh						
	ii. individual shareholders holding nominal share capital in excess of Rs. 1 lakh.						
(c)	Any Other (specify)						
	Sub-Total (B) (2)						
	Total Public shareholding (B)=(B)(1)+(B)(2)	N.A.	N.A.	N.A.	N.A.	N.A.	N.A.
	TOTAL (A) + (B)	N.A.	N.A.	N.A.	N.A.	N.A.	N.A.
(C)	Shares held by Custodians and against which Depository Receipts						
	GRAND TOTAL (A)+(B)+(C)	N.A.	N.A.	N.A.	N.A.	N.A.	N.A.

