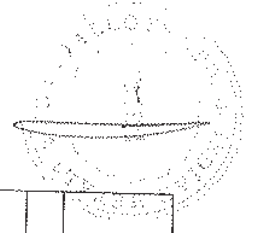


(1)(a) Statement showing Shareholding Pattern

CONVERTIBLE SECURITIES

Name of the Company: INDIAN METALS & FERRO ALLOYS LTD			
Scrip Code, Name of the scrip, class of security: 533047 \ IMFA EQ			
Quarter ended: 30 <sup>th</sup> September 2015			
Partly paid-up shares:-	No. of partly paid-up shares	As a % of total no. of partly paid-up Shares	As a % of total no. of shares of the company
Held by promoter/promoter group	NIL	NIL	NIL
Held by public	NIL	NIL	NIL
<b>Total</b>			
Outstanding convertible securities:-	No. of outstanding securities	As a % of total no. of outstanding convertible securities	As a % of total no. of shares of the company, assuming full conversion of the convertible securities
Held by promoter/promoter group	NIL	NIL	NIL
Held by public	NIL	NIL	NIL
<b>Total</b>			
Warrants:-	No. of warrants	As a % of total no. of warrants	As a % of total no. of shares of the company, assuming full conversion of Warrants
Held by promoter/promoter group	NIL	NIL	NIL
Held by public	NIL	NIL	NIL
<b>Total</b>			
<b>Total paid-up capital of the company, assuming full conversion of warrants and convertible securities</b>	<b>0</b>		



(I)(a) STATEMENT SHOWING SHAREHOLDING PATTERN  
 Name of the Company : INDIAN METAL & FERRO ALLOYS LIMITED  
 Scrip Code : IMFA EQ/533047

DATE : 07/10/2015  
 Quarter Ended : 30TH SEPTEMBER, 2015

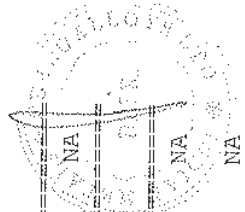
Category Code	Category of shareholder	Number of Shareholders	Total Number of Shares	Number of shares held in dematerialized form	Total Shareholding as a percentage of total no. of shares encumbered % of A+B % of A+B+C	Shares pledged or otherwise
<b>(A) Shareholding of Promoter and Promoter Group</b>						
<b>(1) Indian</b>						
	(a) Individuals / Hindu Undivided Family	4	1072749	1072749	4.12960	0
	(b) Central Government / State Government(s)	0	0	0	0.00000	0
	(c) Bodies Corporate	7	13126124	13126124	50.52969	0
	(d) Financial Institutions / Banks	0	0	0	0.00000	0
	(e) Others					
	(1) Trusts	1	12444	12444	0.04790	0
	Sub-Total (A)(1)	12	14211317	14211317	54.70719	0
<b>(2) Foreign</b>						
	(a) Individuals (NRIs / Foreign Individuals)	1	217539	217539	0.83743	0
	(b) Bodies Corporate	1	51456	51456	0.19808	0
	(c) Institutions	0	0	0	0.00000	0
	(d) Qualified Foreign Investor					
	(e) Others					
	(1) Directors & their Relatives	0	0	0	0.00000	0
	Sub-Total (A)(2)	2	268995	268995	1.03551	0
	Total Shareholding of Prom. & Prom. Grp.	14	14480312	14480312	55.74270	0
	(A)=(A)(1)+(A)(2)					



(I) (a) STATEMENT SHOWING SHAREHOLDING PATTERN  
 Name of the Company : INDIAN METAL & FERRO ALLOYS LIMITED  
 Scrip Code : IMFA EQ/533047


DATE : 07/10/2015  
 Quarter Ended : 30TH SEPTEMBER, 2015

Category	Category of shareholder	Number of Shareholders	Total Number of Shares	Number of shares held in dematerialized form	Total Shareholding as a percentage of total no. of shares of A+B % of A+B+C	Shares pledged or otherwise encumbered	Shares %->Tot.
(B) Public Shareholding							NA NA
(1) Institutions							NA NA
(a) Mutual Funds/ UTI		8	2735024	2731849	10.52862	10.52862	
(b) Financial Institutions / Banks		7	85079	85009	0.32752	0.32752	
(c) Central Government / State Government(s)		0	0	0	0.00000	0.00000	
(d) Venture Capital Funds		0	0	0	0.00000	0.00000	
(e) Insurance Companies		0	0	0	0.00000	0.00000	
(f) Foreign Institutional Investors		1	13	13	0.00005	0.00005	
(g) Foreign Venture Capital Investors		0	0	0	0.00000	0.00000	
(h) Qualified Foreign Investor		0	0	0	0.00000	0.00000	
(i) Others		0	0	0	0.00000	0.00000	
(1) Foreign Financial Institutions		0	0	0	0.00000	0.00000	
(2) Foreign Mutual Fund		0	0	0	0.00000	0.00000	
Sub-Total (B) (1)		16	2820116	2816871	10.85618	10.85618	
(2) Non-institutions							NA NA
(a) Bodies Corporate		437	982991	942139	3.78407	3.78407	
(b) (i) Indiv. hldg. nom. shr. cap.<=Rs. 1 Lakh		37290	1218880	986229	4.69214	4.69214	
(ii) Indiv. hldg. nom. shr. cap.> Rs. 1 Lakh		15	564260	532760	2.17215	2.17215	
(c) Qualified Foreign Investor							
(d) Others							
( 1) Trusts		1	20	20	0.00008	0.00008	
( 2) Directors & their Relatives		0	0	0	0.00000	0.00000	
( 3) Foreign Nationals		1	53	53	0.00020	0.00020	
( 4) Non Resident Indians		551	209238	190605	0.80547	0.80547	
( 5) Overseas Corporate Bodies		2	5634759	3844259	21.69129	21.69129	
( 6) Clearing Members		14	932	932	0.00359	0.00359	
( 7) Hindu Undivided Families		297	65492	65492	0.25211	0.25211	
Sub-Total (B) (2)		38608	8676625	6562469	33.40111	33.40111	
Total Public Shareholding		38624	11496741	9379360	44.25730	44.25730	NA NA
(B) = (B) (1)+(B) (2)							
TOTAL (A)+(B)		38638	25977053	23859672	100.00000	100.00000	
(C) Shares held by Custodians and against which Depository Receipts have been issued		0	0	0	0.00000	0.00000	NA NA
(1) Promoter and Promoter Group		0	0	0	0.00000	0.00000	NA NA
(2) Public							
GRAND TOTAL (A)+(B)+(C)		38638	25977053	23859672	100.00000	100.00000	0 0.00000



(I)(b) Statement showing holding of securities (including shares, warrants, convertible securities) of persons belonging to the category "Promoter and Promoter Group"

Sri.No	Name of the shareholder	Details of Shares held		Encumbered shares	Details of convertible securities	Total shares (including underlying shares assuming full conversion of warrants and convertible securities) as a % of diluted share capital
		Number of Shares	% of total number of shares (i.e., of Grand Total (A)+(B)+(C) Shirs.s Shares indicated in Statement at para (I) (a) above}			
1	BANSHIDHAR PANDA	422100	1.62490	0	0.00000	0.00000
2	BAIJAYANT PANDA	217539	0.83743	0	0.00000	0.00000
3	PARAMITA MAHAPATRA	218015	0.83926	0	0.00000	0.00000
4	SUBHRAKANT PANDA	215095	0.82802	0	0.00000	0.00000
5	B PANDA AND COMPANY PVT LTD	1109514	4.27113	0	0.00000	0.00000
6	BARABATI INVESTMENT AND TRADING CO PVT LTD	2634778	10.14271	0	0.00000	0.00000
7	K B INVESTMENTS PVT LTD	2516401	9.68701	0	0.00000	0.00000
8	MADHUBAN INVESTMENTS PVT LTD	2395696	9.22235	0	0.00000	0.00000
9	PARAMITA INVESTMENT AND TRADING CO PVT LTD	2634778	10.14271	0	0.00000	0.00000
10	UTRAL MANUFACTURING AND SERVICES LTD	608078	2.34083	0	0.00000	0.00000
11	INDMET COMMODITIES PRIVATE LIMITED	1226879	4.72293	0	0.00000	0.00000
12	SUBHRAKANT PANDA,MANAGING TRUSTEE, SHAISAH FOUNDATION	12444	0.04790	0	0.00000	0.00000
13	NIVEDITA GANAPATHI	217539	0.83743	0	0.00000	0.00000
14	INDIAN METALS AND FERRO ALLOYS LIMITED UNCLAI MED SUSPENSE ACCOUNT PROMOTER GROUP	51456	0.19808	0	0.00000	0.00000
*** Total ***		14480312	55.74270	0	0.00000	0.00000




(I)(c)(i) Statement showing holding of securities (including shares, warrants, convertible securities) of persons belonging to the category "Public" and holding more than 1% of the total number of shares

Srl.No Name of the shareholder

Details of Shares held Encumbered shares Details of warrants Details of Total shares (including convertible securities) underlying conversion of shares assuming full conversion of warrants and securities) as a % of diluted share capital

Srl.No	Name of the shareholder	Number of Shares	Shares as a % of total number of shares (i.e., Grand Total (A)+(B)+(C) Shrs.s Shares indicated in Statement at para (I) (a) above)	% of Grd.Tot. No. of warrants tot.no. of conv. warrants sec of same held of same class	As a % No. of As a % convertible securities) underlying conversion of shares assuming full conversion of warrants and securities) as a % of diluted share capital
1	ICICI PRUDENTIAL INFRASTRUCTURE FUND	327092	1.25916		
2	RELIANCE CAPITAL TRUSTEE CO. LTD A/C RELIANCE EQUITY OPPORTUNITIES FUND	803385	3.11577		
3	RELIANCE CAPITAL TRUSTEE CO. LTD. - A/C RELIANCE NCE TAX SAVER (SLS) FUND	1340974	5.16215		
4	RELIANCE LIFE INSURANCE COMPANY LIMITED	263622	1.01483		
5	SHAH JYOTINDRA RAMNIKAL	303303	1.16758		
6	LITEC COMPANY LIMITED	3844259	14.79867		
7	FOX CONSULTING SERVICES PTE LTD	1790500	6.89262		

\*\*\* Total \*\*\* 8679135 33.41078

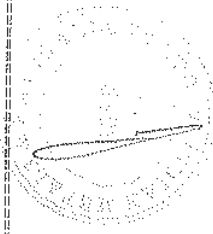


(ii)(c)(ii) Statement showing holding of securities (including shares, warrants, convertible securities) of persons (together with PAC) belonging to the category "Public" and holding more than 5% of the total number of shares of the company

Sr.No Name of the shareholder

Encumbered shares Details of warrants convertible securities shares assuming full conversion of warrants and convertible securities) as a % of diluted share capital

Sr.No	Name of the shareholder	Number of Shares	Shares as a % of total number of shares (i.e., of Grand Total (A)+(B)+(C) Shrs.s Shares indicated in Statement at para (i)(a) above)	% of Grd.Tot. No. of (A+B+C)->I)a warrants held	No. of tot.no. of conv. sec. of conv. sec. of same held class	As a % No. of As a %
1	RELIANCE CAPITAL TRUSTEE CO. LTD. - A/C RELIA NCE TRX SERVER (ELSS) FUND	1340974	5.16215			
2	LITEC COMPANY LIMITED	3844259	14.79867			
3	FOX CONSULTING SERVICES PTE LTD	1790500	6.89262			
*** Total ***		6975733	26.85344			



(I)(d) Statement showing details of locked-in shares

Sr.No	Name of the shareholder	Number of Shares	Shares as a percentage of total number of shares (i.e., Grand Total (A)+(B)+(C) indicated in Statement at para (I)(a) above)	Promoter / Promoter Group / Public
-------	-------------------------	------------------	--	------------------------------------

\*\*\* Total \*\*\*

000

0.0000

