

**Disclosure under Regulation 10(5)- Intimation to Stock Exchanges in respect of acquisition under Regulation 10(1)(a) of SEBI (Substantial Acquisition of Shares and Takeovers) Regulations, 2011**

1	Name of the Target Company (TC)	Godrej Consumer Products Limited
2	Name of the acquirer(s)	Mr. R.K.Naoroji
3	Whether the acquirer(s) is/ are promoters of the TC prior to the transaction. If not, nature of relationship or association with the TC or its promoters	Yes.
4	Details of the proposed acquisition	
	a) Name of the person(s) from whom shares are to be acquired	Ms. F.V.Crishna Ms. N.V. Crishna
	b) Proposed date of acquisition	In tranches or otherwise, between the period 3 <sup>rd</sup> November, 2015 to 5 <sup>th</sup> November, 2015
	c) Number of shares to be acquired from each person mentioned in 4(a) above	F.V.Crishna - upto 1,60,000 equity shares N.V. Crishna – upto 1,60,000 equity shares
	d) Total shares to be acquired as % of share capital of TC	Upto 0.09% of the share capital of Godrej Consumer Products Limited, the target company
	e) Price at which shares are proposed to be acquired	Market price prevailing on the proposed date of the acquisition, subject to the price not exceeding 1594.66 per share on any of the stock exchanges where the shares of the target company are traded
	f) Rationale, if any, for the proposed transfer	Inter-se transfer of shares amongst qualifying persons
5	Relevant sub-clause of regulation 10(1)(a) under which the acquirer is exempted from making open offer	(ii)
6	If, frequently traded, volume weighted average market price for a period of 60 trading days preceding the date of issuance of this notice as traded on the stock exchange where the maximum volume of trading in the shares of the TC are recorded during such period.	1275.73 on the National Stock Exchange (WORKINGS ENCLOSED)
7	If in-frequently traded, the price as determined in terms of clause (e) of sub-regulation (2) of regulation 8.	Not Applicable
8	Declaration by the acquirer, that the acquisition price would not be higher by more than 25% of the price computed in point 6 or point 7 as applicable.	I, R.K.Naoroji, the acquirer, hereby declare that the acquisition price of equity shares of Godrej Consumer Products Limited, the target company, would not be higher by more than 25% of the price computed in point 6 hereinabove.
9	Declaration by the acquirer, that the transferor and transferee have complied / will comply with applicable disclosure requirements in Chapter V of the Takeover Regulations, 2011 (corresponding provisions of the repealed Takeover Regulations 1997)	I, R.K.Naoroji, the acquirer, hereby declare that F.V.Crishna and N.V. Crishna, the transferors and I, the transferee, have complied with applicable disclosure requirements of Chapter V of the SEBI (Substantial Acquisition of Shares and Takeovers) Regulations, 2011.

*R.K.N.*



10	Declaration by the acquirer that all the conditions specified under regulation 10(1)(a) with respect to exemptions has been duly complied with.	<b>I, R.K.Naoroji, the acquirer, hereby declare that all the conditions specified under Regulation 10(1)(a) with respect to exemptions have been duly complied with.</b>			
11	Shareholding details	Before the proposed transaction (as on 26.10.2015)		After the proposed transaction	
		No. of shares /voting rights	% w.r.t total share capital of TC	No. of shares /voting rights	% w.r.t total share capital of TC
	A) Acquirer(s) and PACs (other than sellers)(*)				
	Mr. R.K.Naoroji	41,69,524	1.22%	44,89,524	1.31%
	Godrej and Boyce Mfg Co Ltd	11,85,03,815	34.80%	11,85,03,815	34.80%
	Godrej Industries Ltd	8,09,37,620	23.77%	8,09,37,620	23.77%
	# Other Godrej Family Members	96,40,945	2.82%	96,40,945	2.82%
	<b>TOTAL (a)</b>	<b>21,32,51,904</b>	<b>62.61%</b>	<b>21,35,74,904</b>	<b>62.70%</b>
	B) Seller (s)				
	Ms. F.V.Crishna	11,22,090	0.33%	9,62,090	0.28%
	Ms. N.V.Crishna	11,22,088	0.33%	9,62,088	0.28%
	<b>TOTAL (b)</b>	<b>22,44,178</b>	<b>0.66%</b>	<b>19,24,178</b>	<b>0.56%</b>

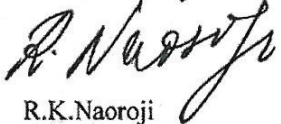
# Godrej Family Members include Mr. A.B. Godrej, Mr. J. N. Godrej, Mr. N. B. Godrej, Mr. V. M. Crishna and their respective spouse, brothers, sisters and children.

**Paid up capital of Godrej Consumer Products Limited as on 26.10.2015 – 34,05,32,966 equity shares of Re. 1 each**

Note:

- (\*) Shareholding of each entity may be shown separately and then collectively in a group.
- The above disclosure shall be signed by the acquirer mentioning date & place. In case, there is more than one acquirer, the report shall be signed either by all the persons or by a person duly authorized to do so on behalf of all the acquirers.

Yours faithfully



R.K.Naoroji

Encl : A/a

Date: 27<sup>th</sup> October, 2015

Place: Mumbai



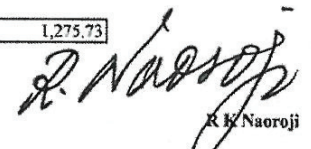
Historical Security-wise Price Volume Data on National Stock Exchange Limited												
Company: Godrej Consumer Products Ltd.												
Data for GODREJCP - ALL from 29th July-2015 to 26th October-2015												
Symbol	Series	Date	Prev Close	Open Price	High Price	Low Price	Last Price	Close Price	Average Price (a)	Total Traded Quantity (b)	Turnover in Lacs	Total Turnover (axb)
GODREJCP	EQ	29-Jul-15	1,202.30	1,213.00	1,277.00	1,210.00	1,254.00	1,248.65	1,248.45	593,050	7403.92	740,393,273
GODREJCP	EQ	30-Jul-15	1,248.65	1,270.00	1,352.00	1,257.00	1,319.00	1,320.15	1,320.16	340,480	4494.89	449,488,077
GODREJCP	EQ	31-Jul-15	1,320.15	1,327.95	1,398.00	1,325.00	1,375.00	1,376.10	1,372.37	627,768	8615.31	861,529,970
GODREJCP	EQ	3-Aug-15	1,376.10	1,376.10	1,459.00	1,368.70	1,370.10	1,378.60	1,414.43	301,595	4265.86	426,585,016
GODREJCP	EQ	4-Aug-15	1,378.60	1,372.00	1,413.95	1,326.00	1,340.00	1,333.50	1,365.16	235,176	3210.53	321,052,868
GODREJCP	EQ	5-Aug-15	1,333.50	1,343.00	1,425.00	1,339.80	1,415.00	1,408.40	1,393.51	382,394	5328.69	532,869,863
GODREJCP	EQ	6-Aug-15	1,408.40	1,413.50	1,433.95	1,380.00	1,385.00	1,385.30	1,391.53	166,526	2317.27	231,725,925
GODREJCP	EQ	7-Aug-15	1,385.30	1,396.50	1,433.80	1,385.30	1,407.00	1,402.05	1,407.97	117,801	1658.6	165,860,274
GODREJCP	EQ	10-Aug-15	1,402.05	1,418.90	1,424.00	1,391.15	1,404.50	1,403.65	1,407.35	128,043	1802.02	180,201,316
GODREJCP	EQ	11-Aug-15	1,403.65	1,418.90	1,429.70	1,367.85	1,392.50	1,397.35	1,412.27	175,879	2483.88	248,388,635
GODREJCP	EQ	12-Aug-15	1,397.35	1,397.00	1,403.60	1,353.25	1,355.85	1,355.35	1,368.25	71,169	973.77	97,376,984
GODREJCP	EQ	13-Aug-15	1,355.35	1,376.90	1,386.90	1,280.10	1,295.50	1,294.20	1,322.56	126,657	1675.12	167,511,482
GODREJCP	EQ	14-Aug-15	1,294.20	1,305.00	1,331.75	1,285.10	1,288.00	1,291.05	1,302.92	85,679	1116.33	111,632,883
GODREJCP	EQ	17-Aug-15	1,291.05	1,292.00	1,328.55	1,292.00	1,295.00	1,297.50	1,303.16	44,681	582.26	58,226,492
GODREJCP	EQ	18-Aug-15	1,297.50	1,322.50	1,322.50	1,292.00	1,300.10	1,304.15	1,301.75	102,787	1338.03	133,802,977
GODREJCP	EQ	19-Aug-15	1,304.15	1,304.00	1,315.60	1,262.10	1,280.00	1,273.50	1,286.40	82,946	1067.02	106,701,734
GODREJCP	EQ	20-Aug-15	1,273.50	1,280.10	1,326.00	1,280.10	1,312.00	1,312.25	1,313.65	217,940	2862.97	286,296,881
GODREJCP	EQ	21-Aug-15	1,312.25	1,311.95	1,351.50	1,263.30	1,303.80	1,306.80	1,327.02	143,140	1899.5	189,949,643
GODREJCP	EQ	24-Aug-15	1,306.80	1,290.00	1,293.95	1,202.00	1,250.00	1,221.95	1,241.11	164,207	2037.99	203,798,950
GODREJCP	EQ	25-Aug-15	1,221.95	1,227.00	1,308.45	1,227.00	1,262.00	1,258.35	1,271.95	297,946	3789.71	378,972,415
GODREJCP	EQ	26-Aug-15	1,258.35	1,250.10	1,307.00	1,215.00	1,228.75	1,232.85	1,272.36	261,238	3,323.89	3,323,888,782
GODREJCP	EQ	27-Aug-15	1,232.85	1,267.40	1,309.95	1,241.05	1,250.00	1,249.20	1,274.40	254,408	3,242.18	3,242,217,555
GODREJCP	EQ	28-Aug-15	1,249.20	1,273.90	1,320.70	1,260.05	1,292.70	1,307.40	1,299.06	270,737	3,517.04	3,517,603,607
GODREJCP	EQ	31-Aug-15	1,307.40	1,320.10	1,376.00	1,317.50	1,325.00	1,332.35	1,342.00	510,896	6,856.25	6,856,224,432
GODREJCP	EQ	1-Sep-15	1,332.35	1,323.70	1,350.00	1,312.35	1,341.00	1,336.60	1,337.71	186,974	2,501.18	2,501,116,990
GODREJCP	EQ	2-Sep-15	1,336.60	1,342.00	1,409.85	1,286.50	1,305.00	1,321.55	1,364.18	371,416	5,066.79	5,066,678,279
GODREJCP	EQ	3-Sep-15	1,321.55	1,324.00	1,332.55	1,281.00	1,297.50	1,303.95	1,305.05	644,201	8,407.16	8,407,154,515
GODREJCP	EQ	4-Sep-15	1,303.95	1,301.00	1,301.00	1,218.00	1,242.50	1,221.20	1,233.09	872,991	10,764.77	10,764,476,472
GODREJCP	EQ	7-Sep-15	1,221.20	1,248.95	1,248.95	1,146.90	1,166.00	1,169.45	1,186.21	399,419	4,737.95	4,737,994,812
GODREJCP	EQ	8-Sep-15	1,169.45	1,173.90	1,220.00	1,155.00	1,165.00	1,162.90	1,179.31	152,637	1,800.06	1,800,036,340
GODREJCP	EQ	9-Sep-15	1,162.90	1,184.00	1,217.65	1,152.50	1,175.00	1,165.55	1,192.92	212,821	2,538.79	2,538,878,427
GODREJCP	EQ	10-Sep-15	1,165.55	1,180.80	1,230.00	1,165.00	1,219.70	1,208.65	1,178.76	562,455	6,629.98	6,629,999,456
GODREJCP	EQ	11-Sep-15	1,208.65	1,225.00	1,245.00	1,201.00	1,210.00	1,223.05	1,233.77	299,743	3,698.13	3,698,133,921
GODREJCP	EQ	14-Sep-15	1,223.05	1,220.20	1,260.00	1,204.00	1,256.00	1,249.30	1,243.16	117,479	1,460.46	1,460,445,194
GODREJCP	EQ	15-Sep-15	1,249.30	1,269.90	1,287.00	1,255.15	1,275.00	1,270.50	1,270.35	137,022	1,740.67	1,740,665,898
GODREJCP	EQ	16-Sep-15	1,270.50	1,280.00	1,287.50	1,225.00	1,230.00	1,233.65	1,244.67	112,586	1,401.32	1,401,324,417
GODREJCP	EQ	18-Sep-15	1,233.65	1,260.00	1,260.00	1,171.00	1,185.90	1,188.35	1,198.81	306,439	3,673.62	3,673,621,138
GODREJCP	EQ	21-Sep-15	1,188.35	1,188.40	1,213.80	1,168.60	1,181.70	1,180.10	1,180.98	179,380	2,118.44	2,118,441,992
GODREJCP	EQ	22-Sep-15	1,180.10	1,181.00	1,197.80	1,165.00	1,175.00	1,175.60	1,176.19	170,384	2,004.04	2,004,039,577
GODREJCP	EQ	23-Sep-15	1,175.60	1,188.00	1,188.00	1,155.00	1,162.10	1,169.65	1,174.31	124,290	1,459.55	1,459,594,990
GODREJCP	EQ	24-Sep-15	1,169.65	1,162.00	1,186.00	1,160.15	1,172.25	1,174.50	1,176.44	218,906	2,575.30	2,575,529,775
GODREJCP	EQ	28-Sep-15	1,174.50	1,178.30	1,191.60	1,150.50	1,168.00	1,170.10	1,169.15	105,094	1,228.71	1,228,870,650
GODREJCP	EQ	29-Sep-15	1,170.10	1,164.00	1,192.50	1,162.80	1,174.20	1,176.50	1,179.09	135,877	1,602.11	1,602,211,212
GODREJCP	EQ	30-Sep-15	1,176.50	1,189.00	1,225.00	1,166.50	1,217.90	1,219.85	1,195.04	372,490	4,451.42	4,451,450,540
GODREJCP	EQ	1-Oct-15	1,219.85	1,231.85	1,246.45	1,215.00	1,230.00	1,228.90	1,231.61	113,512	1,398.02	1,398,022,514
GODREJCP	EQ	5-Oct-15	1,228.90	1,234.00	1,344.95	1,234.00	1,307.00	1,312.25	1,315.92	359,606	4,732.12	4,732,212,728
GODREJCP	EQ	6-Oct-15	1,312.25	1,312.15	1,341.50	1,312.15	1,324.00	1,322.15	1,324.07	123,939	1,641.04	1,641,103,912
GODREJCP	EQ	7-Oct-15	1,322.15	1,323.60	1,324.45	1,277.00	1,284.90	1,287.65	1,287.85	134,487	1,731.99	1,731,999,083
GODREJCP	EQ	8-Oct-15	1,287.65	1,290.00	1,297.70	1,262.10	1,265.00	1,267.50	1,277.05	74,364	949.66	949,666,546
GODREJCP	EQ	9-Oct-15	1,267.50	1,267.25	1,288.90	1,248.90	1,250.00	1,256.05	1,264.53	141,037	1,783.45	1,783,455,518
GODREJCP	EQ	12-Oct-15	1,256.05	1,259.00	1,259.00	1,242.15	1,250.00	1,249.90	1,250.56	52,870	661.17	661,117,107
GODREJCP	EQ	13-Oct-15	1,249.90	1,258.80	1,263.95	1,216.15	1,239.50	1,237.15	1,233.96	113,344	1,398.61	1,398,619,962
GODREJCP	EQ	14-Oct-15	1,237.15	1,235.50	1,270.25	1,231.10	1,245.00	1,245.00	1,251.78	78,597	983.86	983,861,553
GODREJCP	EQ	15-Oct-15	1,245.00	1,245.00	1,245.00	1,220.80	1,227.00	1,224.85	1,229.11	124,773	1,533.60	1,533,609,742
GODREJCP	EQ	16-Oct-15	1,224.85	1,225.00	1,240.00	1,200.10	1,205.40	1,208.70	1,212.69	138,426	1,678.68	1,678,682,826
GODREJCP	EQ	19-Oct-15	1,208.70	1,208.00	1,282.00	1,200.00	1,208.00	1,209.35	1,209.16	535,694	6,477.41	6,477,739,757
GODREJCP	EQ	20-Oct-15	1,209.35	1,219.90	1,244.30	1,206.40	1,236.85	1,236.30	1,228.33	144,439	1,774.19	1,774,187,757
GODREJCP	EQ	21-Oct-15	1,236.30	1,236.00	1,250.05	1,225.00	1,235.00	1,244.25	1,242.06	74,560	926.08	926,607,994
GODREJCP	EQ	23-Oct-15	1,244.25	1,247.00	1,258.00	1,243.65	1,252.00	1,255.60	1,251.94	118,090	1,478.41	1,478,415,595
GODREJCP	EQ	26-Oct-15	1,255.60	1,275.00	1,298.00	1,265.00	1,280.00	1,286.20	1,286.66	690,907	8,889.59	8,889,962,401

14,404,392

18,376,131,710

Volume Weighted Average Price

1,275.73



R. K. Naoroji



Archives - Stock Prices

Company : GODREJ CONSUMER PRODUCTS LTD. ( 532424 ) ON BSE LIMITED

Period (29th July, 2015 to 26th October, 2015 )

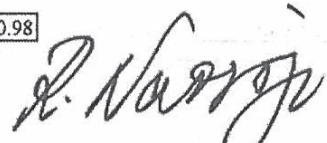
Series	Date	Open Price	High Price	Low Price	Close Price	WAP (a)	No. of Shares (b)	No. of Trades	Total Turnover (Rs.) (axb)
EQ	29-Jul-15	1,215.00	1,276.00	1,210.00	1,250.50	1,247.60	87,266	3,686	108,872,978
EQ	30-Jul-15	1,261.00	1,350.00	1,260.00	1,316.45	1,316.06	28,763	2,683	37,853,846
EQ	31-Jul-15	1,321.00	1,397.55	1,321.00	1,370.45	1,370.46	26,985	2,587	36,981,997
EQ	3-Aug-15	1,380.00	1,456.65	1,372.00	1,379.25	1,420.51	15,090	1,778	21,435,506
EQ	4-Aug-15	1,379.25	1,412.95	1,327.00	1,335.25	1,363.00	10,585	1,394	14,427,304
EQ	5-Aug-15	1,345.00	1,424.00	1,345.00	1,412.60	1,395.30	36,772	1,870	51,307,987
EQ	6-Aug-15	1,420.00	1,432.60	1,371.10	1,378.05	1,387.25	10,218	993	14,174,895
EQ	7-Aug-15	1,390.65	1,431.50	1,390.20	1,399.15	1,410.57	6,179	708	8,715,898
EQ	10-Aug-15	1,406.70	1,420.55	1,393.10	1,400.30	1,407.99	5,027	508	7,077,986
EQ	11-Aug-15	1,415.00	1,426.95	1,365.00	1,395.50	1,400.27	7,238	759	10,135,138
EQ	12-Aug-15	1,390.00	1,402.40	1,348.70	1,352.75	1,368.07	6,327	812	8,655,806
EQ	13-Aug-15	1,366.00	1,386.30	1,282.05	1,298.00	1,331.48	8,799	982	11,715,704
EQ	14-Aug-15	1,305.00	1,331.05	1,286.50	1,293.10	1,303.71	5,487	535	7,153,463
EQ	17-Aug-15	1,310.00	1,316.75	1,290.15	1,297.60	1,301.99	2,206	256	2,872,194
EQ	18-Aug-15	1,303.95	1,316.85	1,292.00	1,305.30	1,301.38	2,774	341	3,610,029
EQ	19-Aug-15	1,306.20	1,320.00	1,266.00	1,275.30	1,289.99	4,094	419	5,281,203
EQ	20-Aug-15	1,271.00	1,324.00	1,271.00	1,307.70	1,309.62	7,742	826	10,139,043
EQ	21-Aug-15	1,307.00	1,348.00	1,275.55	1,308.65	1,329.12	10,764	1,138	14,306,600
EQ	24-Aug-15	1,276.65	1,293.00	1,203.30	1,224.90	1,253.23	8,083	787	10,129,889
EQ	25-Aug-15	1,248.65	1,301.00	1,232.15	1,253.95	1,270.17	13,622	1,523	17,302,261
EQ	26-Aug-15	1,270.00	1,307.45	1,217.55	1,240.05	1,268.32	6,923	853	8,780,557
EQ	27-Aug-15	1,260.00	1,309.65	1,242.00	1,250.25	1,271.89	8,915	1,219	11,338,905
EQ	28-Aug-15	1,280.00	1,329.00	1,272.50	1,305.55	1,279.42	53,012	1,207	67,824,494
EQ	31-Aug-15	1,324.80	1,360.00	1,321.70	1,335.00	1,343.81	65,603	1,329	88,158,242
EQ	1-Sep-15	1,330.00	1,349.00	1,300.15	1,335.55	1,335.95	6,095	593	8,142,601
EQ	2-Sep-15	1,347.00	1,408.95	1,290.00	1,322.75	1,338.64	196,035	1,919	262,419,552
EQ	3-Sep-15	1,327.55	1,330.00	1,282.50	1,304.95	1,317.19	17,649	1,033	23,247,157
EQ	4-Sep-15	1,340.00	1,340.00	1,223.00	1,233.15	1,255.83	8,720	1,012	10,950,852
EQ	7-Sep-15	1,242.00	1,242.00	1,150.05	1,173.05	1,180.20	10,289	1,241	12,143,108
EQ	8-Sep-15	1,178.85	1,217.40	1,156.50	1,166.25	1,178.93	8,850	1,010	10,433,566
EQ	9-Sep-15	1,175.00	1,215.00	1,154.65	1,164.50	1,202.05	137,109	936	164,811,976
EQ	10-Sep-15	1,178.00	1,225.00	1,165.15	1,208.35	1,175.33	212,154	1,211	249,350,767
EQ	11-Sep-15	1,230.00	1,248.15	1,200.00	1,224.80	1,235.46	21,438	1,353	26,485,892
EQ	14-Sep-15	1,211.40	1,260.00	1,206.50	1,247.00	1,237.67	7,890	849	9,765,245
EQ	15-Sep-15	1,245.00	1,285.00	1,245.00	1,272.35	1,270.05	6,124	846	7,777,805
EQ	16-Sep-15	1,277.00	1,282.00	1,226.55	1,233.85	1,250.67	5,988	778	7,489,041
EQ	18-Sep-15	1,233.00	1,253.05	1,185.05	1,198.60	1,211.53	9,696	1,074	1,17,46,951
EQ	21-Sep-15	1,191.00	1,240.00	1,169.20	1,180.50	1,199.77	670,724	1,217	80,47,14,400
EQ	22-Sep-15	1,183.20	1,197.00	1,166.55	1,175.15	1,179.90	95,203	1,190	11,23,29,664
EQ	23-Sep-15	1,184.50	1,186.90	1,161.00	1,167.05	1,175.44	11,854	709	1,39,33,699
EQ	24-Sep-15	1,167.05	1,187.55	1,167.05	1,175.70	1,177.00	607,800	594	71,53,77,987
EQ	28-Sep-15	1,177.30	1,187.40	1,154.00	1,170.00	1,168.73	90,131	963	10,53,39,163
EQ	29-Sep-15	1,171.85	1,195.10	1,165.00	1,176.55	1,177.18	6,658	520	7,837,679
EQ	30-Sep-15	1,185.00	1,222.90	1,170.00	1,215.85	1,198.97	10,890	1,339	1,30,56,763
EQ	1-Oct-15	1,225.00	1,244.00	1,220.00	1,226.55	1,229.52	5,626	957	6,917,307
EQ	5-Oct-15	1,247.00	1,344.00	1,247.00	1,308.65	1,313.62	32,601	3,182	4,28,25,458
EQ	6-Oct-15	1,308.65	1,342.00	1,308.65	1,319.45	1,322.99	9,881	1,614	1,30,72,488
EQ	7-Oct-15	1,315.00	1,315.00	1,266.00	1,287.10	1,295.82	298,869	1,181	38,72,81,071
EQ	8-Oct-15	1,293.00	1,294.90	1,260.05	1,266.95	1,285.08	51,184	947	6,57,75,331
EQ	9-Oct-15	1,270.00	1,288.00	1,246.00	1,256.70	1,270.15	7,631	650	9,692,490
EQ	12-Oct-15	1,257.35	1,260.45	1,244.00	1,250.75	1,250.95	2,831	321	3,541,439
EQ	13-Oct-15	1,255.00	1,260.70	1,218.00	1,237.50	1,233.11	3,660	669	4,513,185
EQ	14-Oct-15	1,248.90	1,270.00	1,238.50	1,247.25	1,251.42	2,608	423	3,263,691
EQ	15-Oct-15	1,240.00	1,243.65	1,223.05	1,229.15	1,230.11	10,397	1,056	1,27,89,481
EQ	16-Oct-15	1,233.45	1,242.00	1,202.00	1,207.40	1,211.83	6,381	894	7,732,661
EQ	19-Oct-15	1,208.00	1,247.80	1,205.10	1,210.95	1,214.38	5,684	791	6,902,542
EQ	20-Oct-15	1,215.00	1,241.55	1,215.00	1,235.75	1,227.65	3,959	596	4,860,263
EQ	21-Oct-15	1,240.00	1,251.00	1,227.00	1,242.45	1,242.29	3,968	501	4,929,388
EQ	23-Oct-15	1,244.00	1,260.00	1,242.75	1,255.10	1,251.28	3,980	388	4,980,084
EQ	26-Oct-15	1,265.20	1,298.90	1,265.20	1,287.30	1,287.56	20,853	1,714	2,68,49,387

3,049,884

1,436,440,216

Volume Weighted Average Price

470.98



R K Naorji



Name of the Company	Weighted Average Share Price On			
	NSE *	BSE	Closing market price as of 26.10.2015 (NSE)	25% above the weighted avg. on NSE *
Godrej Consumer Products Ltd.	1,275.73	470.98	1,286.20	1594.66

\* since volume of shares traded on NSE are higher than BSE, the weighted average rate on NSE is considered.

  
R. K. Naroji