



(1)(a) STATEMENT SHOWING SHAREHOLDING PATTERN IN CLAUSE-35			
NAME OF THE COMPANY: GVK POWER & INFRASTRUCTURE LTD			
SCRIP CODE:	532708	Name of the Scrip:	
Class of Security:			
QUARTER ENDED:	30/09/2015		
Partly paid-up shares	No. of partly paid-up shares	As a % of total no. of partly paid-up shares	As a % of total no. of shares of the Company.
Held by promoter/promoter group	0	0	0
Held by Public	0	0	0
Total:	0	0	0
Outstanding convertible securities:	No. of outstanding securities	As a % of total no. of outstanding convertible securities.	As a % of total no. of shares of the Company assuming full conversion of the convertible securities
Held by promoter/promoter group	0	0	0
Held by Public	0	0	0
Total:	0	0	0
Warrants:	No. of warrants	As a % of total no. of warrants	As a % of total no. of shares of the Company, assuming full conversion of warrants
Held by promoter/promoter group	0	0	0
Held by Public	0	0	0
Total:	0	0	0
Total paid-up capital of the Company, assuming full conversion of warrants and convertible securities	1579210400	0	100.00

For GVK POWER & INFRASTRUCTURE LTD.


P.V. Rama Seshu
AVP & Company Secretary



GVK Power & Infrastructure Limited
Paigah House, 156-159, Sardar Patel Road
Secunderabad 500 003, Telangana, India
T+91 40 2790 2663/64 F+91 40 2790 2665
www.gvk.com
CIN : L74999AP2005PLC059013

ENERGY
RESOURCES
AIRPORTS
TRANSPORTATION
HOSPITALITY
LIFE SCIENCES




GVK Power & Infrastructure Ltd
Shareholding Pattern Report as on 30.09.2015

CATE GORY CODE	CATEGORY OF SHAREHOLDER	NO OF SHAREHOL RS	TOTAL NUMBER OF SHARES	NO OF SHARES HELD IN DEMATERIALIZED FORM	TOTAL SHAREHOLDING AS A % OF TOTAL NO OF SHARES		SHARES PLEDGE OR OTHERWISE ENCUMBERED	
					AS a PERCENTAGE of (A+B)	As a PERCENTAGE of (A+B+C)	NUMBER OF SHARES	AS a PERCENTAGE (IX)=(VIII)/(IV)*100
(I)	(II)	(III)	(IV)	(V)	(VI)	(VII)	(VIII)	(IX)
(A)	PROMOTER AND PROMOTER GROUP							
(1)	INDIAN							
(a)	Individual /HUF	6	335222905	335222905	21.23	21.23	0	0.00
(b)	Central Government/State Government(s)	0	0	0	0.00	0.00	0	0.00
(c)	Bodies Corporate	1	521506435	521506435	33.02	33.02	0	0.00
(d)	Financial Institutions / Banks	0	0	0	0.00	0.00	0	0.00
(e)	Others	0	0	0	0.00	0.00	0	0.00
	Sub-Total A(1) :	7	856729340	856729340	54.25	54.25	0	0.00
(2)	FOREIGN							
(a)	Individuals (NRIs/Foreign Individuals)	0	0	0	0.00	0.00	0	0.00
(b)	Bodies Corporate	0	0	0	0.00	0.00	0	0.00
(c)	Institutions	0	0	0	0.00	0.00	0	0.00
(d)	Qualified Foreign Investor	0	0	0	0.00	0.00	0	0.00
(e)	Others	0	0	0	0.00	0.00	0	0.00
	Sub-Total A(2) :	0	0	0	0.00	0.00	0	0.00
	Total A=A(1)+A(2)	7	856729340	856729340	54.25	54.25	0	0.00
(B)	PUBLIC SHAREHOLDING							
(1)	INSTITUTIONS							
(a)	Mutual Funds /UTI	5	9522867	9522867	0.60	0.60		
(b)	Financial Institutions /Banks	7	1887475	1884475	0.12	0.12		
(c)	Central Government / State Government(s)	1	6330000	6330000	0.40	0.40		
(d)	Venture Capital Funds	0	0	0	0.00	0.00		
(e)	Insurance Companies	1	8182011	8182011	0.52	0.52		
(f)	Foreign Institutional Investors	48	174826659	174826659	11.07	11.07		
(g)	Foreign Venture Capital Investors	0	0	0	0.00	0.00		
(h)	Qualified Foreign Investor	0	0	0	0.00	0.00		
(i)	Others	0	0	0	0.00	0.00		
	Sub-Total B(1) :	62	200749012	200746012	12.71	12.71		
(2)	NON-INSTITUTIONS							
(a)	Bodies Corporate	1717	95533108	94986077	6.05	6.05		
(b)	Individuals							
	(i) Individuals holding nominal share capital upto Rs.1 lakh	285295	320276882	318998574	20.28	20.28		
	(ii) Individuals holding nominal share capital in excess of Rs.1 lakh	250	77069985	77069985	4.88	4.88		
(c)	Others							
	OVERSEAS CORPORATE BODIES	1	375000	0	0.02	0.02		
	NON RESIDENT INDIANS	3286	21909662	21821962	1.39	1.39		
	TRUSTS	12	1695975	1695975	0.11	0.11		
	CLEARING MEMBERS	211	4871436	4871436	0.31	0.31		
(d)	Qualified Foreign Investor	0	0	0	0.00	0.00		
	Sub-Total B(2) :	290772	521732048	519444009	33.04	33.04		
	Total B=B(1)+B(2) :	290834	722481060	720190021	45.75	45.75		
	Total (A+B) :	290841	1579210400	1576919361	100.00	100.00		
(C)	Shares held by custodians, against which Depository Receipts have been issued							
(1)	Promoter and Promoter Group							
(2)	Public	0	0	0	0.00	0.00		
	GRAND TOTAL (A+B+C) :	290841	1579210400	1576919361	100.00	100.00	0	0.00

GVK Power & Infrastructure Limited
Paigah House, 156-159, Sardar Patel Road
Secunderabad 500 003, Telangana, India
T+91 40 2790 2663/64 F+91 40 2790 2665
www.gvk.com
CIN : L74999AP2005PLC059013

For GVK POWER & INFRASTRUCTURE LTD

P.V. Rama Seshu
P.V. Rama Seshu
AVP & Company Secretary




ENERGY
RESOURCES
AIRPORTS
TRANSPORTATION
HOSPITALITY
LIFE SCIENCES



(I)(b) Statement showing holding of securities (including shares, warrants, convertible securities) of persons belonging to the category "Promoter and Promoter Group"											
Sr.No	Name of the Shareholder	Details of Shares held		Encumbered shares (*)			Details of Warrants		Details of convertible securities		Total Shares (including underlying shares assuming full conversion of warrants and convertible securities) as a % of diluted share capital
		No. of Shares held	As a % of grand total (A)+(B)+(C)	Pledge Shares	AS a percentage	AS a % of grand total (A) + (B) + (C) of sub-clause (I)(a)	Number of warrants held	As a % total number of warrants of the same class	Number of convertible securities held	As a % total number of convertible securities of the same class	
(I)	(II)	(III)	(IV)	(V)	(VI)=(V)/	(VII)	(VIII)	(IX)	(X)	(XI)	(XII)
1	VERTEX PROJECTS LLP	521506435	33.02	0	0.00	0.00	0	0.00	0	0.00	33.02
2	G V KRISHNA REDDY	56987895	3.61	0	0.00	0.00	0	0.00	0	0.00	3.61
3	G INDIRA KRISHNA REDDY	56987894	3.61	0	0.00	0.00	0	0.00	0	0.00	3.61
4	G V SANJAY REDDY	55311779	3.50	0	0.00	0.00	0	0.00	0	0.00	3.50
5	KRISHNARAM BHUPAL	55311779	3.50	0	0.00	0.00	0	0.00	0	0.00	3.50
6	SHALINI BHUPAL	55311779	3.50	0	0.00	0.00	0	0.00	0	0.00	3.50
7	G. APARNA REDDY	55311779	3.50	0	0.00	0.00	0	0.00	0	0.00	3.50
TOTAL :		856729340	54.25	0	0.00	0.00	0	0.00	0	0.00	54.25

For GVK POWER & INFRASTRUCTURE LTD.


P.V. Rama Seshu
AVP & Company Secretary




GVK Power & Infrastructure Limited
Paigah House, 156-159, Sardar Patel Road
Secunderabad 500 003, Telangana, India
T+91 40 2790 2663/64 F+91 40 2790 2665
www.gvk.com
CIN : L74999AP2005PLC059013


ENERGY
RESOURCES
AIRPORTS
TRANSPORTATION
HOSPITALITY
LIFE SCIENCES



(i)(c)(i) Statement showing holding of securities (including shares, warrants, convertible securities) of persons belonging to the category "Public" and holding more than 1% of the total number of shares									
Sr.No.	Name of the shareholder	Number of shares held	Shares as a percentage of total number of shares (i.e., Grant total (A)+(B)+(C) indicated in Statement at para (i)(a) above)	Details of warrants		Details of convertible securities		Total shares (including underlying shares assuming full conversion of warrants and convertible securities) as a % of diluted share capital)	
				Number of warrants held	As a % total number of warrants of the same class	Number of convertible securities held	% w.r.t total number of convertible securities of the same class		
1	HSBC GLOBAL INVESTMENT FUNDS A/C HSBC GIF	93462308	5.92	0	0.00	0	0.00	5.92	
2	COPTHALL MAURITIUS INVESTMENT LIMITED	18394477	1.16	0	0.00	0	0.00	1.16	
3	HSBC BANK (MAURITIUS) LIMITED	15876064	1.01	0	0.00	0	0.00	1.01	
TOTAL :		127732849	8.09	0	0.00	0	0.00	8.09	

For GVK POWER & INFRASTRUCTURE LTD.


 P.V. Rama Seshu
 AVP & Company Secretary



GVK Power & Infrastructure Limited
 Paigah House, 156-159, Sardar Patel Road
 Secunderabad 500 003, Telangana, India
 T+91 40 2790 2663/64 F+91 40 2790 2665
 www.gvk.com
 CIN : L74999AP2005PLC059013

ENERGY
 RESOURCES
 AIRPORTS
 TRANSPORTATION
 HOSPITALITY
 LIFE SCIENCES



(U)(c)(ii) Statement showing holding of securities (including shares, warrants, convertible securities) of persons (together with PAC) belonging to the category "Public" and holding more than 5% of the total number of shares of the company								
Sr.No.	Name(s) of the shareholder(s) and the Persons Acting in Concert (PAC) with them	Number of shares held	Shares as a percentage of total number of shares (i.e., Grant total (A)+(B)+(C) indicated in Statement at para (I)(a) above)	Details of warrants		Details of convertible securities		Total shares (including underlying shares assuming full conversion of warrants and convertible securities) as a % of diluted share capital)
				Number of warrants held	As a % total number of warrants of the same class	Number of convertible securities held	% w.r.t total number of convertible securities of the same class	
1	HSBC GLOBAL INVESTMENT FUNDS A/C HSBC GIF MAURITIUS LIMITED	93462308	5.92	0	0.00	0	0.00	5.92
TOTAL :		93462308	5.92	0	0.00	0	0.00	5.92

For GVK POWER & INFRASTRUCTURE LTD.


 P.V. Rama Seshu
 AVP & Company Secretary



GVK Power & Infrastructure Limited
 Paigah House, 156-159, Sardar Patel Road
 Secunderabad 500 003, Telangana, India
 T+91 40 2790 2663/64 F+91 40 2790 2665
 www.gvk.com
 CIN : L74999AP2005PLC059013

ENERGY
 RESOURCES
 AIRPORTS
 TRANSPORTATION
 HOSPITALITY
 LIFE SCIENCES



(l)(d) STATEMENT SHOWING DETAILS OF LOCKED-IN SHARES"				
Sr.No.	Name of the shareholder	Number of locked-in shares	Locked-in shares as a (%) percentage of total number of shares (i.e, Grand Total (A)+(B)+(C) Indicated in Statement at para (l)(a) above)	Promoter/Promoter Group/Public
TOTAL :		0	0	

For GVK POWER & INFRASTRUCTURE LTD.


P.V. Rama Seshu
AVP & Company Secretary



GVK Power & Infrastructure Limited
Paigah House, 156-159, Sardar Patel Road
Secunderabad 500 003, Telangana, India
T+91 40 2790 2663/64 F+91 40 2790 2665
www.gvk.com
CIN : L74999AP2005PLC059013


ENERGY
RESOURCES
AIRPORTS
TRANSPORTATION
HOSPITALITY
LIFE SCIENCES



(II)(a) STATEMENT SHOWING DETAILS OF DEPOSITORY RECEIPTS (DRS)				
Sr.No.	Type of outstanding DR (ADRs,GDRs,SDRs,etc.)	Number of outstanding DRs	Number of shares underlying outstanding DRs	Shares underlying outstanding DRs as a percentage of total number of shares {i.e., Grand Total (A)+(B)+(C) indicated in Statement at Para(I)(a) above}
TOTAL :		0	0	0

For GVK POWER & INFRASTRUCTURE LTD.


P.V. Rama Seshu
AVP & Company Secretary





(II)(b) Statement showing Holding of Depository Receipts (DRs), where underlying shares held by "Promoter/Promoter group" are in excess of 1% of the total number shares.				
Sr.No.	Name of the DR Holder	Type of outstanding DR (ADRs,GDRs,SDRs, etc.)	Number of shares underlying outstanding DRs	Shares underlying outstanding DRs as a percentage of total number of shares (i.e., Grand Total (A)+(B)+(C) indicated in Statement at para(I)(a) above)
TOTAL :			0	0

For GVK POWER & INFRASTRUCTURE LTD.


P.V. Rama Seshu
AVP & Company Secretary

