



ION EXCHANGE

Refreshing the Planet

October 15, 2015

The Corporate Relationship Dept
Bombay Stock Exchange Ltd.
P.J. Towers,
Dalal Street,
Mumbai – 400 001

BSE Company Code: 500214


Dear Sir/Madam,

With reference to email dated 12th October, 2015 regarding discrepancies\requirements in the Shareholding Pattern of the Company for the Quarter ended September, 2015.

Enclosed herewith revised Shareholding Pattern for the Quarter ended September, 2015 as per clause 35 of the Listing Agreement & Free Float Indices.

Kindly take the same on record.

Yours Faithfully,
For Ion Exchange (India) Limited


Milind Puarnik
Company Secretary

Encl: a/a



ION EXCHANGE

Refreshing the Planet

Introductory sub-table (I)(a)

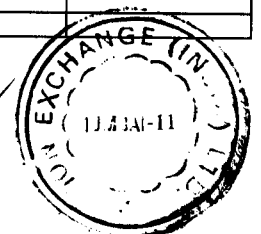
Name of the Company: ION EXCHANGE (INDIA) LIMITED			
Scrip Code, Name of the scrip, class of security: 500214, IONEX, EQUITY			
Quarter ended: 30th September, 2015			
Partly paid-up shares:-	No. of partly paid-up shares	As a % of total no. of partly paid-up shares	As a % of total no. of shares of the company
Held by promoter/promoter group	0	0	0
Held by public	0	0	0
Total - D	0	0	0
Outstanding convertible securities:-	No. of outstanding securities	As a % of total no. of outstanding convertible securities	As a % of total no. of shares of the company, assuming full conversion of the convertible securities
Held by promoter/promoter group	0	0	0
Held by public	0	0	0
Total - E	0	0	0
Warrants:-	No. of warrants	As a % of total no. of warrants	As a % of total no. of shares of the company, assuming full conversion of warrants
Held by promoter/promoter group	0	0	0
Held by public	0	0	0
Total - F	0	0	0
Total paid-up capital of the company, assuming full conversion of warrants and convertible securities	14532159		100





Statement Showing Shareholding Pattern

Category code	Category of Shareholder	Number of Shareholders	Table (I)(a)		Total shareholding as a percentage of total number of shares		Shares Pledged or otherwise encumbered	
			Total number of shares	Number of shares held in dematerialized form	As a percentage of (A+B) ¹	As a percentage of (A+B+C)	Number of shares	As a percentage
(I)	(II)	(III)	(IV)	(V)	(VI)	(VII)	(VIII)	(IX)
(A)	Shareholding of Promoter and Promoter Group²							
1	Indian							
(a)	Individuals/ Hindu Undivided Family	12	3297917	3297917	22.69	22.69	0	0.00
(b)	Central Government/ State Government(s)	0	0	0	0.00	0.00	0	0.00
(c)	Bodies Corporate	3	488296	253803	3.36	3.36	0	0.00
(d)	Financial Institutions/ Banks	0	0	0	0.00	0.00	0	0.00
(e)	Any Others – Trust	77	2672514	122500	18.39	18.39	0	0.00
	Sub Total(A)(1)	92	6458727	3674220	44.44	44.44	0	0.00
2	Foreign							
a	Individuals (Non-Residents Individuals)	0	0	0	0.00	0.00	0	0.00
b	Bodies Corporate	0	0	0	0.00	0.00	0	0.00
c	Institutions	0	0	0	0.00	0.00	0	0.00
d	Any Others (Specify)	0	0	0	0.00	0.00	0	0.00
	Sub Total(A)(2)	0	0	0	0.00	0.00	0	0.00
	Total Shareholding of Promoter and Promoter Group (A) = (A)(1)+(A)(2)	92	6458727	3674220	44.44	44.44	0	0.00
(B)	Public shareholding							
1	Institutions							
(a)	Mutual Funds/ UTI	13	5234	50	0.04	0.04		
(b)	Financial Institutions' Banks	4	277	183	0.00	0.00		
(c)	Central Government/ State Government(s)	0	0	0	0.00	0.00		
(d)	Venture Capital Funds	0	0	0	0.00	0.00		
(e)	Insurance Companies	1	166230	166230	1.14	1.14		
(f)	Foreign Institutional Investors	1	50	0	0.00	0.00		
(g)	Foreign Venture Capital Investors	0	0	0	0.00	0.00		
(h)	Any Other (specify)				0.00	0.00		
	Sub-Total (B)(1)	19	171791	166463	1.18	1.18		
B 2	Non-institutions							
(a)	Bodies Corporate	274	1189687	1177177	8.19	8.19		
(b)	Individuals				0.00	0.00		
I	i. Individual shareholders holding nominal share capital in excess of Rs 1 lakh	66	2597029	2537845	17.87	17.87		
II	ii. Individual shareholders holding nominal share capital upto Rs. 1 lakh.	12556	3947919	3391281	27.17	27.17		
(c)	Any Other (specify)				0.00	0.00		
(c-i)	Trust	1	1010	1010	0.01	0.01		
(c-ii)	NRIs	196	165996	164289	1.14	1.14		






ION EXCHANGE

Refreshing the Planet

	Sub-Total (B)(2)	13093	7901641	7271602	54.37	54.37		
(B)	Total Public Shareholding (B)= (B)(1)+(B)(2)	13112	8073432	7438065	55.56	55.56		
	TOTAL (A)+(B)	13204	14532159	11112285	100.00	100.00		
(C)	Shares held by Custodians and against							
1	Promoter and Promoter Group	0	0	0	0.00	0.00	0	0.00
2	Public				0.00	0.00		
	Sub-Total (C)	0	0	0	0.00	0	0	0
	GRAND TOTAL (A)+(B)+(C)	13204	14532159	11112285	100.00	100.00	0	0.00






ION EXCHANGE

Refreshing the Planet

(1)(b) Statement showing holding of securities (including shares, warrants, convertible securities) of persons belonging to the category "Promoter and Promoter Group"

Sr. No.	Name of the shareholder	Details of Shares held		Encumbered shares (*)			Details of warrants		Details of convertible securities		Total shares (including underlying shares assuming full conversion of warrants and convertible securities)
		Number of shares held	As a % of grand total (A)+(B)+(C)	No.	As a percentage	As a % of grand total (A)+(B)+(C) of sub-clause (I)(a)	Number of warrants held	As a % total number of warrants of the same class	Number of convertible securities held	As a % total number of convertible securities of the same class	
(i)	(ii)	(iii)	(iv)	(v)	(vi)=(v)/(iii)*	(vii)	(viii)	(ix)	(x)	(xi)	(xii)
1	RAJESH SHARMA	781218	5.38	0	0.00	0.00	0	0	0	0	5.38
2	MAHABIR PRASAD PATNI	711747	4.90	0	0.00	0.00	0	0	0	0	4.90
3	UMA RANGANATHAN	373274	2.57	0	0.00	0.00	0	0	0	0	2.57
4	DINESH SHARMA	588521	4.05	0	0.00	0.00	0	0	0	0	4.05
5	AANKUR PATNI	254668	1.75	0	0.00	0.00	0	0	0	0	1.75
6	BIMAL JAIN	414098	2.85	0	0.00	0.00	0	0	0	0	2.85
7	POONAM SHARMA	49650	0.34	0	0.00	0.00	0	0	0	0	0.34
8	ARUNA SHARMA	107895	0.74	0	0.00	0.00	0	0	0	0	0.74
9	NIRMALA PATNI	8300	0.06	0	0.00	0.00	0	0	0	0	0.06
10	ANITA JAIN	5546	0.04	0	0.00	0.00	0	0	0	0	0.04
11	PALLAVI SHARMA	2000	0.01	0	0.00	0.00	0	0	0	0	0.01
12	NIDHI PATNI	1000	0.01	0	0.00	0.00	0	0	0	0	0.01
13	ION EXCHANGE FINANCIAL PRODUCTS PVT. LTD.	50422	0.35	0	0.00	0.00	0	0	0	0	0.35
14	AQUA INVESTMENTS (INDIA) LTD	253803	1.75	0	0.00	0.00	0	0	0	0	1.75
15	WATERCARE INVESTMENTS (INDIA) LTD	184071	1.27	0	0.00	0.00	0	0	0	0	1.27
16	V G RAJADHYAKSHAA/C HMIL EMPL WELFARE TRUST	4800	0.03	0	0.00	0.00	0	0	0	0	0.03
17	V G RAJADHYAKSHAA/C HMIL SH HLD (RF-94) TRUST 1	300	0.00	0	0.00	0.00	0	0	0	0	0.00
18	V G RAJADHYAKSHAA/C HMIL SH HLD (RF-94) TRUST 2	300	0.00	0	0.00	0.00	0	0	0	0	0.00
19	V G RAJADHYAKSHAA/C HMIL SH HLD(C A-94) TRUST 1	300	0.00	0	0.00	0.00	0	0	0	0	0.00
20	V G RAJADHYAKSHAA/C HMIL SH HLD(H A-94) TRUST 2	300	0.00	0	0.00	0.00	0	0	0	0	0.00
21	V G RAJADHYAKSHAA/C HMIL SH HLD(E A-94) TRUST 1	300	0.00	0	0.00	0.00	0	0	0	0	0.00
22	V G RAJADHYAKSHAA/C HMIL SH HLD(F A-94) TRUST 2	300	0.00	0	0.00	0.00	0	0	0	0	0.00
23	V G RAJADHYAKSHAA/C HMIL SH HLD(G A-94) TRUST 1	300	0.00	0	0.00	0.00	0	0	0	0	0.00
24	V G RAJADHYAKSHAA/C HMIL SH HLD(G A-94) TRUST 2	300	0.00	0	0.00	0.00	0	0	0	0	0.00
25	V G RAJADHYAKSHAA/C HMIL SH HLD(H & CT-94) TRUST 1	300	0.00	0	0.00	0.00	0	0	0	0	0.00
26	V G RAJADHYAKSHAA/C HMIL SH HLD(H & CT-94) TRUST 2	300	0.00	0	0.00	0.00	0	0	0	0	0.00
27	V G RAJADHYAKSHAA/C HMIL SH HLD(H A-94) TRUST 1	300	0.00	0	0.00	0.00	0	0	0	0	0.00
28	V G RAJADHYAKSHAA/C HMIL SH HLD(H A-94) TRUST 2	300	0.00	0	0.00	0.00	0	0	0	0	0.00
29	V G RAJADHYAKSHAA/C HMIL SH HLD(P D-94) TRUST 1	300	0.00	0	0.00	0.00	0	0	0	0	0.00
30	V G RAJADHYAKSHAA/C HMIL SH HLD(P D-94) TRUST 2	300	0.00	0	0.00	0.00	0	0	0	0	0.00
31	V G RAJADHYAKSHAA/C HMIL SH HLD(T D-94) TRUST 1	300	0.00	0	0.00	0.00	0	0	0	0	0.00
32	V G RAJADHYAKSHAA/C HMIL SH HLD(T D-94) TRUST 2	300	0.00	0	0.00	0.00	0	0	0	0	0.00
33	IEI SHAREHOLDING (CULTURAL ACTIVITIES - 1983) TRUST	30271	0.21	0	0.00	0.00	0	0	0	0	0.21
34	IEI SHAREHOLDING (EDUCATIONAL ASSISTANCE - 1983) TRUST	22891	0.16	0	0.00	0.00	0	0	0	0	0.16
35	IEI SHAREHOLDING (GENERAL ASSISTANCE - 1983) TRUST	37745	0.26	0	0.00	0.00	0	0	0	0	0.26
36	IEI SHAREHOLDING (HEALTH PROMOTION - 1983) TRUST	20988	0.14	0	0.00	0.00	0	0	0	0	0.14
37	IEI SHAREHOLDING (HOBBIES & CRAFT TRAINING - 1983) TRUST	33394	0.23	0	0.00	0.00	0	0	0	0	0.23
38	IEI SHAREHOLDING (HOLIDAY ASSISTANCE - 1983) TRUST	24775	0.17	0	0.00	0.00	0	0	0	0	0.17
39	IEI SHAREHOLDING (MEDICAL BENEFIT - 1983) TRUST	27125	0.19	0	0.00	0.00	0	0	0	0	0.19
40	IEI SHAREHOLDING (PERSONAL DEVELOPMENT - 1983) TRUST	23643	0.16	0	0.00	0.00	0	0	0	0	0.16
41	IEI SHAREHOLDING (RECREATIONAL FACILITIES - 1983) TRUST	26475	0.18	0	0.00	0.00	0	0	0	0	0.18
42	IEI SHAREHOLDING (TRAINING & DEVELOPMENT - 1983) TRUST	26693	0.18	0	0.00	0.00	0	0	0	0	0.18
43	IEI SHAREHOLDING (CULTURAL ACTIVITIES - 1985) TRUST	17158	0.12	0	0.00	0.00	0	0	0	0	0.12
44	IEI SHAREHOLDING (EDUCATIONAL ASSISTANCE - 1985) TRUST	14984	0.10	0	0.00	0.00	0	0	0	0	0.10
45	IEI SHAREHOLDING (GENERAL ASSISTANCE - 1985) TRUST	13298	0.09	0	0.00	0.00	0	0	0	0	0.09
46	IEI SHAREHOLDING (HEALTH PROMOTION - 1985) TRUST	9904	0.07	0	0.00	0.00	0	0	0	0	0.07
47	IEI SHAREHOLDING (HOBBIES & CRAFT TRAINING - 1985) TRUST	12629	0.09	0	0.00	0.00	0	0	0	0	0.09
48	IEI SHAREHOLDING (HOLIDAY ASSISTANCE - 1985) TRUST	14487	0.10	0	0.00	0.00	0	0	0	0	0.10
49	IEI SHAREHOLDING (MEDICAL BENEFIT - 1985) TRUST	10446	0.07	0	0.00	0.00	0	0	0	0	0.07
50	IEI SHAREHOLDING (PERSONAL DEVELOPMENT - 1985) TRUST	13827	0.10	0	0.00	0.00	0	0	0	0	0.10
51	IEI SHAREHOLDING (RECREATIONAL FACILITIES - 1985) TRUST	12344	0.08	0	0.00	0.00	0	0	0	0	0.08
52	IEI SHAREHOLDING (TRAINING & DEVELOPMENT - 1985) TRUST	17666	0.12	0	0.00	0.00	0	0	0	0	0.12
53	IEI SHAREHOLDING (CULTURAL ACTIVITIES - 1987) TRUST	19026	0.13	0	0.00	0.00	0	0	0	0	0.13
54	IEI SHAREHOLDING (EDUCATIONAL ASSISTANCE - 1987) TRUST	18264	0.13	0	0.00	0.00	0	0	0	0	0.13
55	IEI SHAREHOLDING (GENERAL ASSISTANCE - 1987) TRUST	18821	0.13	0	0.00	0.00	0	0	0	0	0.13
56	IEI SHAREHOLDING (HEALTH PROMOTION - 1987) TRUST	18550	0.13	0	0.00	0.00	0	0	0	0	0.13
57	IEI SHAREHOLDING (HOBBIES & CRAFT TRAINING - 1987) TRUST	19026	0.13	0	0.00	0.00	0	0	0	0	0.13
58	IEI SHAREHOLDING (HOLIDAY ASSISTANCE - 1987) TRUST	19000	0.13	0	0.00	0.00	0	0	0	0	0.13






ION EXCHANGE

Refreshing the Planet

59	IEI SHAREHOLDING (MEDICAL BENEFIT - 1987) TRUST	18748	0.13	0	0.00	0.00	0	0	0	0	0.13
60	IEI SHAREHOLDING (PERSONAL DEVELOPMENT - 1987) TRUST	19026	0.13	0	0.00	0.00	0	0	0	0	0.13
61	IEI SHAREHOLDING (RECREATIONAL FACILITIES - 1987) TRUST	18764	0.13	0	0.00	0.00	0	0	0	0	0.13
62	IEI SHAREHOLDING (TRAINING & DEVELOPMENT - 1987) TRUST	19076	0.13	0	0.00	0.00	0	0	0	0	0.13
63	IEI SHAREHOLDING (CULTURAL ACTIVITIES - 1991) TRUST	9018	0.06	0	0.00	0.00	0	0	0	0	0.06
64	IEI SHAREHOLDING (EDUCATIONAL ASSISTANCE - 1991) TRUST	9152	0.06	0	0.00	0.00	0	0	0	0	0.06
65	IEI SHAREHOLDING (GENERAL ASSISTANCE - 1991) TRUST	8688	0.06	0	0.00	0.00	0	0	0	0	0.06
66	IEI SHAREHOLDING (HEALTH PROMOTION - 1991) TRUST	7984	0.05	0	0.00	0.00	0	0	0	0	0.05
67	IEI SHAREHOLDING (HOBBIES & CRAFT TRAINING - 1991) TRUST	9046	0.06	0	0.00	0.00	0	0	0	0	0.06
68	IEI SHAREHOLDING (HOLIDAY ASSISTANCE - 1991) TRUST	7950	0.05	0	0.00	0.00	0	0	0	0	0.05
69	IEI SHAREHOLDING (MEDICAL BENEFIT - 1991) TRUST	7990	0.05	0	0.00	0.00	0	0	0	0	0.05
70	IEI SHAREHOLDING (PERSONAL DEVELOPMENT - 1991) TRUST	8178	0.06	0	0.00	0.00	0	0	0	0	0.06
71	IEI SHAREHOLDING (RECREATIONAL FACILITIES - 1991) TRUST	7970	0.05	0	0.00	0.00	0	0	0	0	0.05
72	IEI SHAREHOLDING (TRAINING & DEVELOPMENT - 1991) TRUST	8228	0.06	0	0.00	0.00	0	0	0	0	0.06
73	IEI SHAREHOLDING (CULTURAL ACTIVITIES - 1992) TRUST	7572	0.05	0	0.00	0.00	0	0	0	0	0.05
74	IEI SHAREHOLDING (EDUCATIONAL ASSISTANCE - 1992) TRUST	7026	0.05	0	0.00	0.00	0	0	0	0	0.05
75	IEI SHAREHOLDING (GENERAL ASSISTANCE - 1992) TRUST	7310	0.05	0	0.00	0.00	0	0	0	0	0.05
76	IEI SHAREHOLDING (HEALTH PROMOTION - 1992) TRUST	7490	0.05	0	0.00	0.00	0	0	0	0	0.05
77	IEI SHAREHOLDING (HOBBIES & CRAFT TRAINING - 1992) TRUST	7272	0.05	0	0.00	0.00	0	0	0	0	0.05
78	IEI SHAREHOLDING (HOLIDAY ASSISTANCE - 1992) TRUST	7240	0.05	0	0.00	0.00	0	0	0	0	0.05
79	IEI SHAREHOLDING (MEDICAL BENEFIT - 1992) TRUST	6990	0.05	0	0.00	0.00	0	0	0	0	0.05
80	IEI SHAREHOLDING (PERSONAL DEVELOPMENT - 1992) TRUST	7072	0.05	0	0.00	0.00	0	0	0	0	0.05
81	IEI SHAREHOLDING (RECREATIONAL FACILITIES - 1992) TRUST	7006	0.05	0	0.00	0.00	0	0	0	0	0.05
82	IEI SHAREHOLDING (TRAINING & DEVELOPMENT - 1992) TRUST	7462	0.05	0	0.00	0.00	0	0	0	0	0.05
83	IEI SHAREHOLDING (CULTURAL ACTIVITIES - 1994) TRUST No.1	129230	0.89	0	0.00	0.00	0	0	0	0	0.89
84	IEI SHAREHOLDING (EDUCATIONAL ASSISTANCE - 1994) TRUST No.1	152698	1.05	0	0.00	0.00	0	0	0	0	1.05
85	IEI SHAREHOLDING (GENERAL ASSISTANCE - 1994) TRUST No.1	206522	1.42	0	0.00	0.00	0	0	0	0	1.42
86	IEI SHAREHOLDING (HEALTH PROMOTION - 1994) TRUST No.1	201626	1.39	0	0.00	0.00	0	0	0	0	1.39
87	IEI SHAREHOLDING (HOBBIES & CRAFT TRAINING - 1994) TRUST No.1	201726	1.39	0	0.00	0.00	0	0	0	0	1.39
88	IEI SHAREHOLDING (HOLIDAY ASSISTANCE - 1994) TRUST No.1	205492	1.41	0	0.00	0.00	0	0	0	0	1.41
89	IEI SHAREHOLDING (MEDICAL BENEFIT - 1994) TRUST No.1	201316	1.39	0	0.00	0.00	0	0	0	0	1.39
90	IEI SHAREHOLDING (PERSONAL DEVELOPMENT - 1994) TRUST No.1	202366	1.39	0	0.00	0.00	0	0	0	0	1.39
91	IEI SHAREHOLDING (RECREATIONAL FACILITIES - 1994) TRUST No.1	202546	1.39	0	0.00	0.00	0	0	0	0	1.39
92	IEI SHAREHOLDING (TRAINING & DEVELOPMENT - 1994) TRUST No.1	203704	1.40	0	0.00	0.00	0	0	0	0	1.40
TOTAL		6458727	44.44	0	0.00	0.00	0	0	0	0	44.44


(* The term "encumbrance" has the same meaning as assigned to it in regulation 28(3) of the SAST Regulations, 2011



E

(I)(c)(i) Statement showing holding of securities (including shares, warrants, convertible securities) of persons belonging to the category "Public" and holding more than 1% of the total number of shares

Sr. No.	Name of the shareholder	Number of shares held	Shares as a percentage of total number of shares {i.e., Grand Total (A)+(B)+(C) indicated in Statement at para (I)(a) above}	Details of warrants		Details of convertible securities		Total shares (including underlying shares assuming full conversion of warrants and convertible securities) as a % of diluted share capital
				Number of warrants held	As a % total number of warrants of the same class	Number of convertible securities held	% w.r.t total number of convertible securities of the same class	
1	RAKESH JHUNJHUNWALA	800000	5.51	0	0	0	0	5.51
2	HAMPTON INVESTMENTS PRIVATE LIMITED	454818	3.13	0	0	0	0	3.13
3	MUKUL MAHAVIR PRASAD AGARWAL	250946	1.73	0	0	0	0	1.73
4	GENERAL INSURANCE CORPORATION OF INDIA	166230	1.14	0	0	0	0	1.14
TOTAL		1671994	11.51	0	0	0	0	11.51



E_2

(I)(c)(ii) Statement showing holding of securities (including shares, warrants, convertible securities) of persons (together with PAC) belonging to the category “Public” and holding more than 5% of the total number of shares of the company

Sr. No.	Name(s) of the shareholder(s) and the Persons Acting in Concert (PAC) with them	Number of shares	Shares as a percentage of total number of shares {i.e., Grand Total (A)+(B)+(C) indicated in Statement at para (I)(a) above}	Details of warrants		Details of convertible securities		Total shares (including underlying shares assuming full conversion of warrants and convertible securities) as a % of diluted share capital
				Number of warrants	As a % total number of warrants of the same class	Number of convertible securities held	% w.r.t total number of convertible securities of the same class	
1	RAKESH JHUNJHUNWALA	800000	5.51	0	0	0	0	5.51
TOTAL		800000	5.51	0	0	0	0	5.51



SHAREHOLDING PATTERN SUMMARY FOR FREE-FLOAT INDICES

Name of the Company : ION EXCHANGE (INDIA) LIMITED

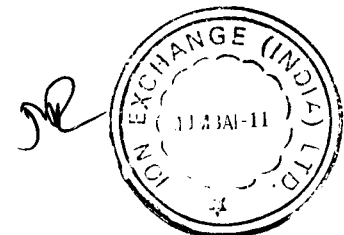
Scrip Code

500214

Dated

30.09.2015


Category Code	Category	No. of Shares Held	% of Shareholding
I	CONTROLLING/STRATEGIC HOLDINGS		
A	BASED IN INDIA		
1	Indian Individuals/HUFs & Relatives	373274	2.57
2	Indian Corporate Bodies/ Trusts/ Partnerships	NIL	NIL
3	Persons Acting in Concert	3422539	23.55
4	Other Directors & Relatives (other than in 1 above)	NIL	NIL
5	Employee Welfare Trusts	2662914	18.32
6	Banks/Financial Institutions	NIL	NIL
7	Central/ State Govt.	NIL	NIL
8	Central/ State Govt. Institutions	NIL	NIL
9	Venture Funds/ Private Equity Funds	NIL	NIL
	Sub Total A	6458727	44.44
B	BASED OVERSEAS		
10	Foreign Individuals (including FDI)	0	0
11	Foreign Corporate Bodies (including FDI)	0	0
12	Non Resident Indians (Individuals)	0	0
13	Non Resident Indian Corporate Bodies	0	0
	Sub Total B	0	0
C	GDRs/ADRs/ ADSs		
	Sub Total C	0	0
D	OTHERS (Please specify here)		
	Sub Total D	0	0
E	ANY OTHER SHARES LOCKED-IN (except covered above)		
	Sub Total E	0	0.00
	Sub Total I	6458727	44.44



II	FREE FLOAT	No. of Shares Held	% of Shareholding
A	BASED IN INDIA		
1	Indian Individuals/HUFs	6234258	42.90
2	Indian Corporate Bodies/Trusts/Partnerships	1190697	8.19
3	Independent Directors & Relatives	310690	2.14
4	Present Employees (allotted during the quarter)	0	0.00
5	Banks/Financial Institutions	277	0.00
6	Central/State Govt.	NIL	NIL
7	Central/ State Govt. Institutions	NIL	NIL
8	Insurance Companies	166230	1.14
9	Mutual Funds (including UTI)	5234	0.04
10	Venture Funds/ Private Equity Funds	NIL	NIL
11	Customers	NIL	NIL
12	Suppliers	NIL	NIL
	Sub Total A	7907386	54.41
B	BASED OVERSEAS		
13	Foreign Individuals	NIL	NIL
14	Foreign Corporate Bodies	NIL	NIL
15	Foreign Institutional Investors (SEBI-registered)	50	0.00
16	Non Resident Indians (Individuals)	165996	1.14
17	Non Resident Indian Corporate Bodies	NIL	NIL
	Sub Total B	166046	1.14
C	GDRs/ADRs/ADSs	NIL	NIL
	Sub Total C	NIL	NIL
D	OTHERS (Please specify here)	NIL	NIL
	Sub Total D	NIL	NIL
	Sub Total II	8073432	55.56
	Grand Total	14532159	100.00

BROAD SUMMARY OF HOLDINGS		No. of Shares Held	% of Shareholding
Total Controlling/ Strategic Holdings		6458727	44.44
Total Free-float		8073432	55.56
	Grand Total	14532159	100.00

SUMMARY OF DOMESTIC/FOREIGN HOLDINGS		No. of Shares Held	% of Shareholding
Total Domestic Holding		14366113	98.86
Total Foreign Holding		166046	1.14
	Grand Total	14532159	100.00




FORM B

CONTROLLING/STRATEGIC HOLDERS

(Include every single holder and list them Categorywise)

Name of the Company : ION EXCHANGE (INDIA) LIMITED				
	Scrip Code	500214	Dated	30.09.2015
Sl. no.	Holders Name	No.of Shares Held	% of Shareholding	Category Code
1	Uma Ranganathan	373274	2.57	IA1
2	M P Patni	711747	4.90	IA3
3	Rajesh Sharma	781218	5.38	IA3
4	Aankur patni	254668	1.75	IA3
5	Aruna Sharma	107895	0.74	IA3
6	Bimal Jain	414098	2.85	IA3
7	Dinesh Sharma	588521	4.05	IA3
8	Anita Jain	5546	0.04	IA3
9	Nidhi patni	1000	0.01	IA3
10	Nirmala Patni	8300	0.06	IA3
11	Pallavi Sharma	2000	0.01	IA3
12	Poonam Sharma	49650	0.34	IA3
13	Ion Exchange Financial Products Pvt. Ltd.	50422	0.35	IA3
14	Aqua Investments (India) Ltd.	253803	1.75	IA3
15	Watercare Investments (India) Ltd.	184071	1.27	IA3
16	V G Rajadhyaksha A/c HMIL Trust	9600	0.07	IA3
17	Trust- IEIL	2662914	18.32	IA5



FREE-FLOAT HOLDERS
DISCLOSE ONLY HOLDINGS OF 1% & ABOVE
(List holders Categorywise)

Name of the Company : ION EXCHANGE (INDIA) LIMITED					
	Scrip Code	500214	Quarter Ended		30.09.2015
Sl.no.	Holders Name	No.of Shares Held	% of Shareholding	Category Code	Relationship, if any with anyone in I
1	Rajesh Sharma	781218	5.38	IA3	
2	M P Patni	711747	4.90	IA3	
3	Rakesh Jhunjhunwala	800000	5.51	IIA1	
4	Dinesh Sharma	588521	4.05	IA3	
5	Hampton Investments Pvt. Ltd.	454818	3.13	IIA2	
6	Bimal Jain	414098	2.85	IA3	
7	Uma Ranganathan	373274	2.57	IA1	
8	Aqua Investments (India) Ltd.	253803	1.75	IA3	subsidiary
9	Aankur Patni	254668	1.75	IA3	
10	Mukul Mahavir Prasad Agarwal	250946	1.73	IIA8	
11	G S Ranaganathan (as Trustee)	1777996	12.23	IA5	
12	Watercare Investments (India) Ltd	184071	1.27	IA3	subsidiary
13	General insurance Corporation of India	166230	1.14	IIA1	

