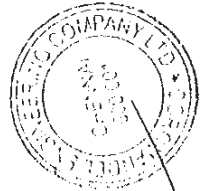


(1)(a) STATEMENT SHOWING SHAREHOLDING PATTERN IN CLAUSE-35			
NAME OF THE COMPANY: COROMANDEL ENGINEERING COMPANY LTD	SCRIP CODE: 533167	Name of the Scrip: COROMANDEL ENGINEERING COMPANY LTD	
Class of Security:			
QUARTER ENDED:	30/09/2015		
		As a % of total no. of partly paid-up shares	As a % of total no. of shares of the Company.
Partly paid-up shares			
Held by promoter/promoter group	0	0	0
Held by Public	0	0	0
Total:	0	0	0
		No. of outstanding securities	As a % of total no. of shares of the Company assuming full conversion of the convertible securities
Outstanding convertible securities:			
Held by promoter/promoter group	0	0	0
Held by Public	0	0	0
Total:	0	0	0
		No. of warrants	As a % of total no. of shares of the Company, assuming full conversion of warrants
Warrants:			
Held by promoter/promoter group	0	0	0
Held by Public	0	0	0
Total:	0	0	0
Total paid-up capital of the Company, assuming full conversion of warrants and convertible securities	33233598	0	100.00



CATEGORY CODE	CATEGORY OF SHAREHOLDER	NO OF SHAREHOLDERS	TOTAL NUMBER OF SHARES	NO OF SHARES HELD IN DEMATERIALIZED FORM	TOTAL SHAREHOLDING AS A % OF TOTAL NO OF SHARES		SHARES PLEDGE OR OTHERWISE ENCUMBERED	
					AS a PERCENTAGE of (A+B)	AS a PERCENTAGE of (A+B+C)	NUMBER OF SHARES	AS a PERCENTAGE (IX)={VIII}/(IV)*100
(I)	(II)	(III)	(IV)	(V)	(VI)	(VII)	(VIII)	(IX)
(A)	PROMOTER AND PROMOTER GROUP							
(1)	INDIAN							
(a)	Individual /HUF	43	3703863	3703863	11.14	11.14	0	0.00
(b)	Central Government/State Government(s)	0	0	0	0.00	0.00	0	0.00
(c)	Bodies Corporate	20	21092874	21092874	63.47	63.47	0	0.00
(d)	Financial Institutions / Banks	0	0	0	0.00	0.00	0	0.00
(e)	Others	0	0	0	0.00	0.00	0	0.00
	Sub-Total A(1) :	63	24796737	24796737	74.61	74.61	0	0.00
(2)	FOREIGN							
(a)	Individuals (NRIs/Foreign Individuals)	0	0	0	0.00	0.00	0	0.00
(b)	Bodies Corporate	0	0	0	0.00	0.00	0	0.00
(c)	Institutions	0	0	0	0.00	0.00	0	0.00
(d)	Qualified Foreign Investor	0	0	0	0.00	0.00	0	0.00
(e)	Others	0	0	0	0.00	0.00	0	0.00
	Sub-Total A(2) :	0	0	0	0.00	0.00	0	0.00
	Total A=A(1)+A(2)	63	24796737	24796737	74.61	74.61	0	0.00
(B)	PUBLIC SHAREHOLDING							
(1)	INSTITUTIONS							
(a)	Mutual Funds /UTI	0	0	0	0.00	0.00	0	0.00
(b)	Financial Institutions /Banks	0	0	0	0.00	0.00	0	0.00
(c)	Central Government / State Government(s)	0	0	0	0.00	0.00	0	0.00
(d)	Venture Capital Funds	0	0	0	0.00	0.00	0	0.00
(e)	Insurance Companies	0	0	0	0.00	0.00	0	0.00
(f)	Foreign Institutional Investors	0	0	0	0.00	0.00	0	0.00
(g)	Foreign Venture Capital Investors	0	0	0	0.00	0.00	0	0.00
(h)	Qualified Foreign Investor	0	0	0	0.00	0.00	0	0.00
(i)	Others	0	0	0	0.00	0.00	0	0.00
	Sub-Total B(1) :	0	0	0	0.00	0.00	0	0.00
(2)	NON-INSTITUTIONS							
(a)	Bodies Corporate	151	1078180	1073058	3.24	3.24	0	0.00
(b)	Individuals							
	(i) Individuals holding nominal share capital upto Rs.1 lakh	3892	2408342	2326839	7.25	7.25	0	0.00
	(ii) Individuals holding nominal share capital in excess of Rs.1 lakh	93	4912234	4912234	14.78	14.78	0	0.00
(c)	Others	9	16504	16504	0.05	0.05	0	0.00
	CLEARING MEMBERS	18	16801	16801	0.05	0.05	0	0.00
	NON RESIDENT INDIANS	1	4800	4800	0.01	0.01	0	0.00
(d)	TRUSTS	0	0	0	0.00	0.00	0	0.00
	Qualified Foreign Investor	0	0	0	0.00	0.00	0	0.00
	Sub-Total B(2) :	4164	8436861	8350246	25.39	25.39	0	0.00
	Total B=B(1)+B(2) :	4164	8436861	8350246	25.39	25.39	0	0.00
	Total (A+B) :	4227	33233598	33146983	100.00	100.00	0	0.00
(C)	Shares held by custodians, against which Depository Receipts have been issued							
(1)	Promoter and Promoter Group							
(2)	Public	0	0	0	0.00	0.00	0	0.00
	GRAND TOTAL (A+B+C) :	4227	33233598	33146983	100.00	0.00	0	0.00

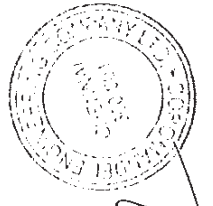




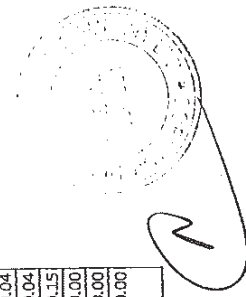
(B) Statement showing holding of securities (including shares, warrants, convertible securities) of persons belonging to the category "Promoter and Promoter Group"

Sr. No.	Name of the Shareholder	Details of Shares held		Encumbered shares (*)			Details of Warrants		Details of convertible securities		Total Shares (including underlying shares assuming full conversion of warrants and convertible securities) as a % of diluted share capital	
		No. of Shares held (III)	As a % of grand total (A)+(B)+(C)	AS a percentage (VI)=(V)/(III)*100	AS a % of grand total (A) + (B) + (C) of sub-clause (I)(a)	Number of warrants held (VIII)	As a % total number of warrants of the same class (IX)	Number of convertible securities held (X)	As a % total number of convertible securities of the same (XI)			
										(IV)		(V)
1	M V Murugappan	287540	0.87	0.00	0.00	0	0.00	0	0.00	0	0.00	0.87
2	M V Valli Murugappan	103281	0.31	0.00	0.00	0	0.00	0	0.00	0	0.00	0.31
3	Valli Arunachalam	0	0.00	0.00	0.00	0	0.00	0	0.00	0	0.00	0.00
4	M Vellachi	20800	0.06	0.00	0.00	0	0.00	0	0.00	0	0.00	0.06
5	Valli Muthiah	0	0.00	0.00	0.00	0	0.00	0	0.00	0	0.00	0.00
6	Umavai R - Sister of Mr M V Murugappan	338001	0.10	0.00	0.00	0	0.00	0	0.00	0	0.00	0.10
7	M V Subbiah	107415	0.32	0.00	0.00	0	0.00	0	0.00	0	0.00	0.32
8	M V Seetha Subbiah	49968	0.15	0.00	0.00	0	0.00	0	0.00	0	0.00	0.15
9	Sivagami Naresan	0	0.00	0.00	0.00	0	0.00	0	0.00	0	0.00	0.00
10	Valli Subbiah - D/o. Mr M V Subbiah	8320	0.03	0.00	0.00	0	0.00	0	0.00	0	0.00	0.03
11	S Vellayan	284935	0.86	0.00	0.00	0	0.00	0	0.00	0	0.00	0.86
12	Kanika Subbiah	0	0.00	0.00	0.00	0	0.00	0	0.00	0	0.00	0.00
13	Karthik Subbiah	0	0.00	0.00	0.00	0	0.00	0	0.00	0	0.00	0.00
14	Kabir Subbiah	0	0.00	0.00	0.00	0	0.00	0	0.00	0	0.00	0.00
15	A Vellayan	285895	0.86	0.00	0.00	0	0.00	0	0.00	0	0.00	0.86
16	Lajitha Vellayan	4560	0.01	0.00	0.00	0	0.00	0	0.00	0	0.00	0.01
17	Valli Annamalai	0	0.00	0.00	0.00	0	0.00	0	0.00	0	0.00	0.00
18	V Narayanan	3456	0.01	0.00	0.00	0	0.00	0	0.00	0	0.00	0.01
19	Vasantha Vellayan	0	0.00	0.00	0.00	0	0.00	0	0.00	0	0.00	0.00
20	V Arunachalam	816	0.00	0.00	0.00	0	0.00	0	0.00	0	0.00	0.00
21	Nagalakshmi Arunachalam	0	0.00	0.00	0.00	0	0.00	0	0.00	0	0.00	0.00
22	A Venkatachalam	284955	0.86	0.00	0.00	0	0.00	0	0.00	0	0.00	0.86
23	Meyammai Venkatachalam	5232	0.02	0.00	0.00	0	0.00	0	0.00	0	0.00	0.02
24	Arun Venkatachalam	0	0.00	0.00	0.00	0	0.00	0	0.00	0	0.00	0.00
25	MV-AR Meenakshi	16164	0.05	0.00	0.00	0	0.00	0	0.00	0	0.00	0.05
26	M M Murugappan	470230	1.41	0.00	0.00	0	0.00	0	0.00	0	0.00	1.41
27	Meenakshi Murugappan	6400	0.02	0.00	0.00	0	0.00	0	0.00	0	0.00	0.02
28	M M Veeraoan	1800	0.01	0.00	0.00	0	0.00	0	0.00	0	0.00	0.01
29	M M Seethalakshmi	61916	0.19	0.00	0.00	0	0.00	0	0.00	0	0.00	0.19
30	M M Muthiah	1800	0.01	0.00	0.00	0	0.00	0	0.00	0	0.00	0.01

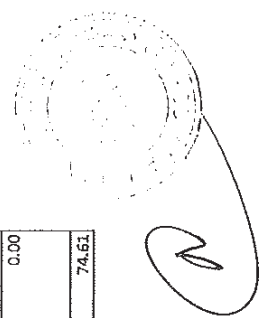
31	Solachi Ramanathan	0	0.00	0	0.00	0	0.00	0	0.00	0	0.00	0	0.00	0.00
32	M Venkatachalam	451610	1.36	0	0.00	0	0.00	0	0.00	0	0.00	0	0.00	1.36
33	Lakshmi Venkatachalam	4000	0.01	0	0.00	0	0.00	0	0.00	0	0.00	0	0.00	0.01
34	M V Muthiah	6000	0.02	0	0.00	0	0.00	0	0.00	0	0.00	0	0.00	0.02
35	M V Subramanian	0	0.00	0	0.00	0	0.00	0	0.00	0	0.00	0	0.00	0.00
36	M A Alagappan	52810	0.16	0	0.00	0	0.00	0	0.00	0	0.00	0	0.00	0.16
37	A A Alagammal	57414	0.17	0	0.00	0	0.00	0	0.00	0	0.00	0	0.00	0.17
38	Lakshmi Ramaswamy - D/o. Mr M A. Alagappan	20000	0.06	0	0.00	0	0.00	0	0.00	0	0.00	0	0.00	0.06
39	Vaill Alagappan	326610	0.98	0	0.00	0	0.00	0	0.00	0	0.00	0	0.00	0.98
41	A Keertika Unnamalai	0	0.00	0	0.00	0	0.00	0	0.00	0	0.00	0	0.00	0.00
42	Master Pranav Alagappan	0	0.00	0	0.00	0	0.00	0	0.00	0	0.00	0	0.00	0.00
43	M A M Arunachalam	361610	1.09	0	0.00	0	0.00	0	0.00	0	0.00	0	0.00	1.09
44	Sigappi Arunachalam	0	0.00	0	0.00	0	0.00	0	0.00	0	0.00	0	0.00	0.00
45	AM Meyammai	45400	0.14	0	0.00	0	0.00	0	0.00	0	0.00	0	0.00	0.14
46	Lakshmi Chockalingam - D/o. Mr M A Murugappan	28800	0.09	0	0.00	0	0.00	0	0.00	0	0.00	0	0.00	0.09
47	Master Dhruv Murugappan Arunachalam	0	0.00	0	0.00	0	0.00	0	0.00	0	0.00	0	0.00	0.00
48	Vedhika Meyammai Arunachalam	0	0.00	0	0.00	0	0.00	0	0.00	0	0.00	0	0.00	0.00
49	E.J.D.PARRY (INDIA) LTD.	42938	0.13	0	0.00	0	0.00	0	0.00	0	0.00	0	0.00	0.13
50	Parry America Inc	0	0.00	0	0.00	0	0.00	0	0.00	0	0.00	0	0.00	0.00
51	Parrys Investments Limited	0	0.00	0	0.00	0	0.00	0	0.00	0	0.00	0	0.00	0.00
52	Parry Infrastructure Company Private Limited	2500100	7.52	0	0.00	0	0.00	0	0.00	0	0.00	0	0.00	7.52
53	Parrys Sugar Limited	0	0.00	0	0.00	0	0.00	0	0.00	0	0.00	0	0.00	0.00
54	Parry Phytoremedies Private Ltd (earlier known as Phytoremedies Biolabs Private Ltd)	0	0.00	0	0.00	0	0.00	0	0.00	0	0.00	0	0.00	0.00
55	Parry Agrochem Exports Ltd	0	0.00	0	0.00	0	0.00	0	0.00	0	0.00	0	0.00	0.00
56	Coromandel International Ltd (Earlier known as Coromandel Fertilisers Ltd.)	0	0.00	0	0.00	0	0.00	0	0.00	0	0.00	0	0.00	0.00
57	Alimtec S.A.	0	0.00	0	0.00	0	0.00	0	0.00	0	0.00	0	0.00	0.00
58	Liberty Pesticides & Fertilizers Limited (LPFL)	0	0.00	0	0.00	0	0.00	0	0.00	0	0.00	0	0.00	0.00
59	Parry Chemicals Limited	0	0.00	0	0.00	0	0.00	0	0.00	0	0.00	0	0.00	0.00
60	CFL Mauritius Limited	0	0.00	0	0.00	0	0.00	0	0.00	0	0.00	0	0.00	0.00
61	Sabero Europe BV	0	0.00	0	0.00	0	0.00	0	0.00	0	0.00	0	0.00	0.00
62	Sabero Australia Pty Ltd	0	0.00	0	0.00	0	0.00	0	0.00	0	0.00	0	0.00	0.00
63	Sabero Organics America SA	0	0.00	0	0.00	0	0.00	0	0.00	0	0.00	0	0.00	0.00
64	Sabero Argentina SA	0	0.00	0	0.00	0	0.00	0	0.00	0	0.00	0	0.00	0.00
65	Sabero Organics Philippines Asia Inc.	0	0.00	0	0.00	0	0.00	0	0.00	0	0.00	0	0.00	0.00
66	Sabero Organics Mexico S.A. de C.V.	0	0.00	0	0.00	0	0.00	0	0.00	0	0.00	0	0.00	0.00
67	Coromandel Brasil Ltda (Limited Liability Company)	0	0.00	0	0.00	0	0.00	0	0.00	0	0.00	0	0.00	0.00
68	Coromandel SOM (India) Ltd.	0	0.00	0	0.00	0	0.00	0	0.00	0	0.00	0	0.00	0.00
69	Coromandel Getax Phosphates Pre. Ltd., Singapore	0	0.00	0	0.00	0	0.00	0	0.00	0	0.00	0	0.00	0.00
70	Yanmar Coromandel Agrisolutions Pvt. Ltd.	0	0.00	0	0.00	0	0.00	0	0.00	0	0.00	0	0.00	0.00
71	Tunisian Indian Fertilizer S.A., Tunisia	0	0.00	0	0.00	0	0.00	0	0.00	0	0.00	0	0.00	0.00
72	Foskor (Pty) Limited, South Africa	0	0.00	0	0.00	0	0.00	0	0.00	0	0.00	0	0.00	0.00
73	Parrys Sugar Industries Limited	0	0.00	0	0.00	0	0.00	0	0.00	0	0.00	0	0.00	0.00
74	US Nutraceuticals LLC	0	0.00	0	0.00	0	0.00	0	0.00	0	0.00	0	0.00	0.00
75	Parry Sugars Refinery India Pvt Ltd	0	0.00	0	0.00	0	0.00	0	0.00	0	0.00	0	0.00	0.00
76	Dare Investments Limited	2500100	7.52	0	0.00	0	0.00	0	0.00	0	0.00	0	0.00	7.52
77	New Ambadi Estates Pvt. Ltd.	0	0.00	0	0.00	0	0.00	0	0.00	0	0.00	0	0.00	0.00
78	Ambadi Investments Pvt Ltd.	632280	1.90	0	0.00	0	0.00	0	0.00	0	0.00	0	0.00	1.90




79	Murugappa Holdings Ltd. (Formerly Parry Agro Industries Ltd.)	2500100	7.52	0	0.00	0.00	0.00	0	0.00	0	0.00	0.00	7.52
80	Parry Enterprises India Ltd.	0	0.00	0	0.00	0.00	0.00	0	0.00	0	0.00	0.00	0.00
81	Parry Agro Industries Ltd. (Formerly Parry Estates Ltd)	2500100	7.52	0	0.00	0.00	0.00	0	0.00	0	0.00	0.00	7.52
82	Ambadi Enterprises Ltd.	1000100	3.01	0	0.00	0.00	0.00	0	0.00	0	0.00	0.00	3.01
83	Ambadi Holdings Pvt. Ltd.	0	0.00	0	0.00	0.00	0.00	0	0.00	0	0.00	0.00	0.00
84	Murugappa Management Services Ltd.	1251712	3.77	0	0.00	0.00	0.00	0	0.00	0	0.00	0.00	3.77
85	Parry Murray Ltd. UK	0	0.00	0	0.00	0.00	0.00	0	0.00	0	0.00	0.00	0.00
86	Tube Investments of India Ltd.	433481	1.30	0	0.00	0.00	0.00	0	0.00	0	0.00	0.00	1.30
87	TI Tsuamex Pvt Ltd	0	0.00	0	0.00	0.00	0.00	0	0.00	0	0.00	0.00	0.00
88	Financiere C 10	0	0.00	0	0.00	0.00	0.00	0	0.00	0	0.00	0.00	0.00
89	Sedis, SAS	0	0.00	0	0.00	0.00	0.00	0	0.00	0	0.00	0.00	0.00
90	Societe De Commercialisation De Composants Industriels	0	0.00	0	0.00	0.00	0.00	0	0.00	0	0.00	0.00	0.00
91	Sedis Company Ltd.	0	0.00	0	0.00	0.00	0.00	0	0.00	0	0.00	0.00	0.00
92	Shanthi Gears Ltd.	0	0.00	0	0.00	0.00	0.00	0	0.00	0	0.00	0.00	0.00
93	Cholemandalam Securities Ltd.	0	0.00	0	0.00	0.00	0.00	0	0.00	0	0.00	0.00	0.00
94	Cholemandalam Distribution Services Ltd.	2500100	7.52	0	0.00	0.00	0.00	0	0.00	0	0.00	0.00	7.52
95	Chola Insurance Pvt. Ltd.	800364	2.41	0	0.00	0.00	0.00	0	0.00	0	0.00	0.00	2.41
96	Chola Business Services Ltd.	856398	2.58	0	0.00	0.00	0.00	0	0.00	0	0.00	0.00	2.58
97	Cholemandalam Investment and Finance Co. Ltd.	0	0.00	0	0.00	0.00	0.00	0	0.00	0	0.00	0.00	0.00
98	Kartik Investments Trust Limited	26776	0.08	0	0.00	0.00	0.00	0	0.00	0	0.00	0.00	0.08
99	CherryTin Online Private Limited	0	0.00	0	0.00	0.00	0.00	0	0.00	0	0.00	0.00	0.00
100	Cholemandalam MS General Insurance Company Ltd.	0	0.00	0	0.00	0.00	0.00	0	0.00	0	0.00	0.00	0.00
101	Cholemandalam MS Risk Services Ltd.	0	0.00	0	0.00	0.00	0.00	0	0.00	0	0.00	0.00	0.00
102	TI Financial Holdings Limited	0	0.00	0	0.00	0.00	0.00	0	0.00	0	0.00	0.00	0.00
103	Carborundum Universal Ltd.	3042900	9.16	0	0.00	0.00	0.00	0	0.00	0	0.00	0.00	9.16
104	CUMI America Inc.	0	0.00	0	0.00	0.00	0.00	0	0.00	0	0.00	0.00	0.00
105	Mer Access (India) limited	0	0.00	0	0.00	0.00	0.00	0	0.00	0	0.00	0.00	0.00
106	Southern Energy Development Corporation Ltd.	0	0.00	0	0.00	0.00	0.00	0	0.00	0	0.00	0.00	0.00
107	Sterling Abrasives Ltd.	0	0.00	0	0.00	0.00	0.00	0	0.00	0	0.00	0.00	0.00
108	CUMI (Australia) Pty Ltd	0	0.00	0	0.00	0.00	0.00	0	0.00	0	0.00	0.00	0.00
109	CUMI Middle East FZE	0	0.00	0	0.00	0.00	0.00	0	0.00	0	0.00	0.00	0.00
110	CUMI International Ltd	0	0.00	0	0.00	0.00	0.00	0	0.00	0	0.00	0.00	0.00
111	Volzshky Abrasives Works	0	0.00	0	0.00	0.00	0.00	0	0.00	0	0.00	0.00	0.00
112	Foskor Zirconia Pty Limited, South Africa	0	0.00	0	0.00	0.00	0.00	0	0.00	0	0.00	0.00	0.00
113	CUMI Abrasives and Ceramic Company Ltd, China	0	0.00	0	0.00	0.00	0.00	0	0.00	0	0.00	0.00	0.00
114	CUMI Europe s.r.o	0	0.00	0	0.00	0.00	0.00	0	0.00	0	0.00	0.00	0.00
115	Thukela Refractories Isthabe Proprietary Limited	0	0.00	0	0.00	0.00	0.00	0	0.00	0	0.00	0.00	0.00
116	Wendt (India) Ltd.	0	0.00	0	0.00	0.00	0.00	0	0.00	0	0.00	0.00	0.00
117	Murugappa Morgan Thermal Ceramics Ltd.	0	0.00	0	0.00	0.00	0.00	0	0.00	0	0.00	0.00	0.00
118	CRIA India Ltd.	0	0.00	0	0.00	0.00	0.00	0	0.00	0	0.00	0.00	0.00
119	Presmet Pvt. Ltd.	360199	1.08	0	0.00	0.00	0.00	0	0.00	0	0.00	0.00	1.08
120	Coromandel Engineering Company Limited	0	0.00	0	0.00	0.00	0.00	0	0.00	0	0.00	0.00	0.00
121	Murugappa Educational & Medical Foundation	55502	0.17	0	0.00	0.00	0.00	0	0.00	0	0.00	0.00	0.17
122	M A Alagappan Holdings Limited	14600	0.04	0	0.00	0.00	0.00	0	0.00	0	0.00	0.00	0.04
123	AMM Vellayan Sons P Ltd.	12094	0.04	0	0.00	0.00	0.00	0	0.00	0	0.00	0.00	0.04
124	MM Muthiah Sons P Ltd.	48430	0.15	0	0.00	0.00	0.00	0	0.00	0	0.00	0.00	0.15
125	Kadamane Estates Company	0	0.00	0	0.00	0.00	0.00	0	0.00	0	0.00	0.00	0.00
126	Yelnoorkhan Group Estates	0	0.00	0	0.00	0.00	0.00	0	0.00	0	0.00	0.00	0.00
127	Murugappa & Sons (M.V.MURUGAPPAN, M A Alagappan and M M Murugappan hold shares on behalf of the Firm)	0	0.00	0	0.00	0.00	0.00	0	0.00	0	0.00	0.00	0.00



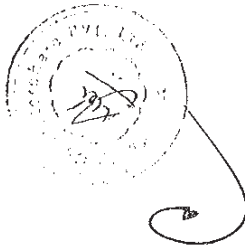
128	IMI Muthiah Research Foundation	38930	0.12	0	0.00	0	0.00	0	0.00	0	0.00	0	0.00	0.12
129	M A Murugappan Holdings Pvt Limited	14600	0.04	0	0.00	0	0.00	0	0.00	0	0.00	0	0.00	0.04
130	AMM Foundation	0	0.00	0	0.00	0	0.00	0	0.00	0	0.00	0	0.00	0.00
131	Gentfour Properties Pvt. Ltd.	0	0.00	0	0.00	0	0.00	0	0.00	0	0.00	0	0.00	0.00
132	A R Lakshmi Achi Trust	13556	0.04	0	0.00	0	0.00	0	0.00	0	0.00	0	0.00	0.04
133	M V Seetha Subbiah Benefit Trust (S Velloyan & A Velloyan holds shares on behalf of the Trust)	0	0.00	0	0.00	0	0.00	0	0.00	0	0.00	0	0.00	0.00
134	Valli Subbiah Benefit Trust (S Velloyan & A Velloyan holds shares on behalf of the Trust)	0	0.00	0	0.00	0	0.00	0	0.00	0	0.00	0	0.00	0.00
135	MA Alagappan Grand Children Trust (Arun Alagappan & A Alagammai holds shares on behalf of the Trust)	141430	0.43	0	0.00	0	0.00	0	0.00	0	0.00	0	0.00	0.43
136	Arun Murugappan Children's Trust (MAM Arunachalam & Sigappi Arunachalam holds shares on behalf of the Trust)	116430	0.35	0	0.00	0	0.00	0	0.00	0	0.00	0	0.00	0.35
137	MA Murugappan & MA Alagappan Grand Children Trust (M A Alagappan & M A M Arunachalam holds shares on behalf of the Trust)	0	0.00	0	0.00	0	0.00	0	0.00	0	0.00	0	0.00	0.00
138	Murugappan Arunachalam Children Trust (M.A.ALAGAPPAN & M A M Arunachalam holds shares on behalf of the Trust)	0	0.00	0	0.00	0	0.00	0	0.00	0	0.00	0	0.00	0.00
139	V S Bhairavi Trust (M V Subbiah & Konika Subbiah holds shares on behalf of the Trust)	0	0.00	0	0.00	0	0.00	0	0.00	0	0.00	0	0.00	0.00
140	K S Shambhavi Trust (M V Subbiah & S Velloyan holds shares on behalf of the Trust)	0	0.00	0	0.00	0	0.00	0	0.00	0	0.00	0	0.00	0.00
	Total	74796737	74.61	0	0.00	0	0.00	0	0.00	0	0.00	0	0.00	74.61



(i)(c)(i) Statement showing holding of securities (including shares, warrants, convertible securities) of persons belonging to the category "Public" and holding more than 1% of the total number of sh									
Sr.No.	Name of the shareholder	Number of shares held	Shares as a percentage of total number of shares (i.e., Grant total (A)+(B)+(C) indicated in Statement at para (i)(a) above}	Details of warrants		Details of convertible securities		Total shares (including underlying shares assuming full conversion of warrants and convertible securities) as a % of diluted share capital)	
				Number of warrants held	As a % total number of warrants of the same class	Number of convertible securities held	% w.r.t total number of convertible securities of the same class		
				0	0	0	0	0	
TOTAL :				0	0	0	0	0	



(1)(C)(ii) Statement showing holding of securities (including shares, warrants, convertible securities) of persons (together with PAC) belonging to the category "Public" and holding more than 5% of the total num						
Sr. No.	Name(s) of the shareholder(s) and the Persons Acting in Concert (PAC) with them	Number of shares held	Shares as a percentage of total number of shares (i.e., Grant total (A)+(B)+(C) indicated in Statement at para (f)(e) above)	Details of warrants		Total shares (including underlying shares assuming full conversion of warrants and convertible securities) as a % of diluted share capital)
				Number of warrants held	As a % total number of warrants of the same class	
				Details of convertible securities		
				Number of convertible securities held	% w.r.t total number of convertible securities of the same class	
TOTAL :				0	0	0



STATEMENT SHOWING DETAILS OF LOCKED-IN SHARES"			
(1)(d)			
Sr.No.	Name of the shareholder	Number of locked-in shares	Locked-in shares as a (%) percentage of total number of shares {i.e, Grand Total (A)+(B)+(C) Indicated in Statement at para (1)(a) above}
			Promoter/Promoter Group/Public
TOTAL :		0	0



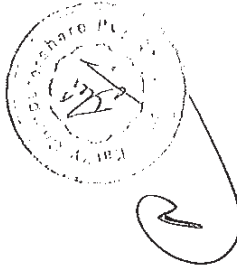
R

STATEMENT SHOWING DETAILS OF DEPOSITORY RECEIPTS (DRS)			
(II)(a)			
Sr.No.	Type of outstanding DR (ADRs,GDRs,SDRs,etc.)	Number of outstanding DRS	Number of shares underlying outstanding DRS
		0	0
TOTAL :		0	0



(Handwritten signature)

(III)(b)	Statement showing Holding of Depository Receipts (DRs), where underlying shares held by "Promoter/Promoter group" are in excess of 1% of the total number shares.			
	Name of the DR Holder	Type of outstanding DR (ADRs, GDRs, SDRs, etc.)	Number of shares underlying outstanding DRs	Shares underlying outstanding DRs as a percentage of total number of shares [i.e., Grand Total (A)+(B)+(C) indicated in Statement at para (I)(a) above]
Sr.No.				
TOTAL :			0	0



COROMANDEL ENGINEERING COMPANY LTD

(III)(a) Statement showing the voting pattern of shareholders, if more than one class of shares/securities is issued by the issuer as on 30.09.2015							
Category Code	Category of Shareholder	Number of Voting Rights held in each class of securities			Total Voting Rights (III+IV+V)	Total Voting Rights i.e.(IV)	
		Class X - EQUITY (III)	Class Y (IV)	Class Z (V)		As a percentage of (A+B) (VII)	As a percentage of (A+B+C) (VIII)
(I)	(II)	(III)	(IV)	(V)	(III+IV+V)	(VII)	(VIII)
(A)	PROMOTER AND PROMOTER GROUP						
(1)	INDIAN						
(a)	Individuals / Hindu Undivided Family						
(b)	Central Government /State Government(s)						
(c)	Bodies Corporate						
(d)	Financial Institutions / Banks						
(e)	Any Other - Promoter Trust						
	Sub-Total (A)(1)						
(2)	Foreign						
(a)	Individuals (Non-Resident Individuals/Foreign Individuals)						
(b)	Bodies Corporate						
(c)	Institutions						
(d)	Any Other (Specify)						
	Sub-Total (A)(2)						
	Total Shareholding of Promoter and Promoter Group (A) = (A)(1) + (A)(2)						
(B)	Public shareholding						
(1)	Institutions						
(a)	Mutual Funds/UTI						
(b)	Financial Institutions /Banks						
(c)	Central Government / State Government(s)						
(d)	Venture Capital Funds						
(e)	Insurance Companies						
(f)	Foreign Institutional Investors						
(g)	Foreign Venture Capital Investors						
(h)	Any Other (Specify)						
	Sub-Total (B)(1)						
(2)	Non-institutions						
(a)	Bodies Corporate						
(b)	Individuals						
	i. Individual shareholders holding nominal share capital up to Rs.1 lakh.						
	ii. Individual shareholding nominal share capital in excess of Rs.1 lakh						
(c)	Any Other (Specify)						
	i) Non Resident Indians						
	ii) Foreign Nationals						
	iii) TRUST						
	iv) Clearing Members						
	v) Overseas Corporate Bodies						
	vi) Company Buy Back offer						
	Sub-Total B(2)						
	Total PublicShareholding B=B(1)+B(2)						
	TOTAL (A+B)						
(C)	Shares held by Custodians and against which Depository Receipts have been issued						
	GRAND TOTAL (A+B+C) :						

Not Applicable

