



(I) (a) Statement showing Shareholding Pattern

| | | | |
|---|-------------------------------|---|--|
| Name of the Company: | Brooks Laboratories Limited | | |
| Scrip Code, Name of the scrip, Class of security: | BROOKS ; Equity | | |
| Quarter ended: | 30.09.2015 | | |
| Partly paid-up shares:- | No. of partly paid-up shares | As a % of total no. of partly paid-up shares | As a % of total no. of shares of the company |
| Held by Promoter / Promoter Group | 0 | 0.0000 | 0 |
| Held by public | 0 | 0.0000 | 0 |
| Total | 0 | 0.0000 | 0 |
| Outstanding convertible securities:- | No. of outstanding securities | As a % of total No. of outstanding convertible securities | As a % of total no. of shares of the company, assuming full conversion of the convertible securities |
| Held by Promoter / Promoter Group | 0 | 0.0000 | 0 |
| Held by public | 0 | 0.0000 | 0 |
| Total | 0 | 0.0000 | 0 |
| Warrants:- | No. of warrants | As a % of total no. of warrants | As a % of total no. of shares of the company, assuming full conversion of warrants |
| Held by Promoter / Promoter Group | 0 | 0.0000 | 0 |
| Held by public | 0 | 0.0000 | 0 |
| Total | 0 | 0.0000 | 0 |
| Total paid-up capital of the company assuming full conversion of warrants and convertible securities | 16186422 | | |




| Category Code | Category of shareholder | Number of shareholders | Total number of shares | Number of shares held in dematerialised form | Total shareholding as a percentage of total number of shares | | Shares pledged or otherwise encumbered | |
|---------------|---|------------------------|------------------------|--|--|----------------------------------|--|--|
| | | | | | As a percentage of (A+B) (VI) | As a percentage of (A+B+C) (VII) | Number of shares (VIII) | As a percentage (IX) = (VIII)/(IV)*100 |
| (I) | (II) | (III) | (IV) | (V) | (VI) | (VII) | (VIII) | (IX) |
| (A) | Promoter and Promoter Group | | | | | | | |
| 1 | Indian | | | | | | | |
| (a) | Individuals/Hindu Undivided Family | 10 | 9811949 | 9811949 | 60.6184 | 60.6184 | 0 | 0.0000 |
| (b) | Central Government/State Government(s) | 0 | 0 | 0 | 0.0000 | 0.0000 | 0 | 0.0000 |
| (c) | Bodies Corporate | 0 | 0 | 0 | 0.0000 | 0.0000 | 0 | 0.0000 |
| (d) | Financial Institutions / Banks | 0 | 0 | 0 | 0.0000 | 0.0000 | 0 | 0.0000 |
| (e) | Any Other (specify) | 0 | 0 | 0 | 0.0000 | 0.0000 | 0 | 0.0000 |
| | Sub Total (A)(1) | 10 | 9811949 | 9811949 | 60.6184 | 60.6184 | 0 | 0.0000 |
| 2 | Foreign | | | | | | | |
| (a) | Individuals (Non-Resident Individuals/Foreign Individuals) | 0 | 0 | 0 | 0.0000 | 0.0000 | 0 | 0.0000 |
| (b) | Bodies Corporate | 0 | 0 | 0 | 0.0000 | 0.0000 | 0 | 0.0000 |
| (c) | Institutions | 0 | 0 | 0 | 0.0000 | 0.0000 | 0 | 0.0000 |
| (d) | Qualified Foreign Investors | 0 | 0 | 0 | 0.0000 | 0.0000 | 0 | 0.0000 |
| (e) | Any Other (specify) | 0 | 0 | 0 | 0.0000 | 0.0000 | 0 | 0.0000 |
| | Sub Total (A)(2) | 0 | 0 | 0 | 0.0000 | 0.0000 | 0 | 0.0000 |
| | Total Shareholding of Promoter and Promoter Group (A)=(A)(1)+(A)(2) | 10 | 9811949 | 9811949 | 60.6184 | 60.6184 | 0 | 0.0000 |
| (B) | Public shareholding | | | | | | | |
| 1 | Institutions | | | | | | | |
| (a) | Mutual Funds/UTI | 0 | 0 | 0 | 0.0000 | 0.0000 | - | - |
| (b) | Financial Institutions / Banks | 1 | 3831 | 3831 | 0.0237 | 0.0237 | - | - |
| (c) | Central Government/State Government(s) | 0 | 0 | 0 | 0.0000 | 0.0000 | - | - |
| (d) | Venture Capital Funds | 0 | 0 | 0 | 0.0000 | 0.0000 | - | - |
| (e) | Insurance Companies | 0 | 0 | 0 | 0.0000 | 0.0000 | - | - |
| (f) | Foreign Institutional Investors | 1 | 1500 | 1500 | 0.0093 | 0.0093 | - | - |
| (g) | Foreign Venture Capital Investors | 0 | 0 | 0 | 0.0000 | 0.0000 | - | - |
| (h) | Qualified Foreign Investors | 0 | 0 | 0 | 0.0000 | 0.0000 | - | - |
| (i) | Any Other (specify) | 0 | 0 | 0 | 0.0000 | 0.0000 | - | - |
| | Sub Total (B) (1) | 2 | 5331 | 5331 | 0.0329 | 0.0329 | | |
| 2 | Non-institutions | | | | | | | |
| (a) | Bodies Corporate | 277 | 1016140 | 1016140 | 6.2777 | 6.2777 | - | - |
| (b) (i) | Individuals - shareholders holding nominal share capital up to Rs 1 Lakh | 9526 | 3654353 | 3651338 | 22.5767 | 22.5767 | - | - |
| (ii) | Individual shareholders holding nominal share capital in excess of Rs. 1 Lakh | 47 | 1046862 | 1046862 | 6.4675 | 6.4675 | - | - |
| (c) | Qualified Foreign Investors | 0 | 0 | 0 | 0.0000 | 0.0000 | - | - |
| (d) | Any Other | | | | | | | |
| i | Non Resident Indians (Repat) | 111 | 138653 | 138653 | 0.8566 | 0.8566 | - | - |
| ii | Non Resident Indians (Non Repat) | 21 | 32764 | 32764 | 0.2024 | 0.2024 | - | - |
| iii | Office Bearers | 6 | 401 | 401 | 0.0025 | 0.0025 | - | - |
| iv | Clearing Member | 237 | 304839 | 304839 | 1.8833 | 1.8833 | - | - |
| v | Directors / Relatives | 2 | 3439 | 439 | 0.0212 | 0.0212 | - | - |
| vi | HUF | 241 | 171691 | 171691 | 1.0607 | 1.0607 | - | - |
| | Sub Total (B)(2) | 10468 | 6369142 | 6363127 | 39.3487 | 39.3487 | | |
| | Total Public Shareholding Public Group (B)=(B)(1)+(B)(2) | 10470 | 6374473 | 6368458 | 39.3816 | 39.3816 | NA | NA |
| | Total (A)+(B) | 10480 | 16186422 | 16180407 | 100.0000 | 100.0000 | | |
| (C) | Shares held by custodians and against which Depository Receipts have been issued | | | | | | | |
| i | Promoter and Promoter group | 0 | 0 | 0 | 0.0000 | 0.0000 | 0 | 0.0000 |
| ii | Public | 0 | 0 | 0 | 0.0000 | 0.0000 | 0 | 0.0000 |
| | Sub Total (C) | 0 | 0 | 0 | 0 | 0 | 0 | 0 |
| | GRAND TOTAL (A)+(B)+(C) | 10480 | 16186422 | 16180407 | 100.0000 | 100.0000 | 0.0000 | 0.0000 |




(U)(b) Statement showing holding of securities (including shares, warrants, convertible securities) of persons belonging to the category "Promoter and Promoter Group"

| Sr. No. | Name of the shareholder | Details of Shares held | | Encumbered shares | | | Details of warrants | | Details of convertible securities | | Total shares (including underlying shares assuming full conversion of warrants and convertible securities) as a % of diluted share capital |
|---------|---------------------------------|------------------------|-----------------------------------|-------------------|--------------------|--|-------------------------|---|---------------------------------------|---|--|
| | | Number of shares held | As a % of grand total (A)+(B)+(C) | No. | As a percentage | As a % of grand total (A)+(B)+(C) of sub-clause (I)(a) | Number of warrants held | As a % total number of warrants of the same class | Number of convertible securities held | As a % total number of convertible securities of the same class | |
| (I) | (II) | (III) | (IV) | (V) | (VI)=(V)/(III)*100 | (VII) | (VIII) | (IX) | (X) | (XI) | (XII) |
| 1 | ATUL RANCHAL ADMPR5359L | 4113071 | 25.4106 | 0 | 0.00 | 0.00 | | | | | 25.4106 |
| 2 | RAJESH MAHAJAN AFGPM48060D | 3493151 | 21.5807 | 0 | 0.00 | 0.00 | | | | | 21.5807 |
| 3 | MANMOHAN LAL MAHAJAN AAXPM0369D | 491400 | 3.0359 | 0 | 0.00 | 0.00 | | | | | 3.0359 |
| 4 | RAJNI RANCHAL AALPA2705P | 328860 | 2.0317 | 0 | 0.00 | 0.00 | | | | | 2.0317 |
| 6 | ARYAN MAHAJAN BORPM9382R | 313740 | 1.9383 | 0 | 0.00 | 0.00 | | | | | 1.9383 |
| 7 | ERWIN MAHAJAN BORPM9381N | 302400 | 1.8682 | 0 | 0.00 | 0.00 | | | | | 1.8682 |
| 5 | SARAS GUPTA AGPPG8399F | 293047 | 1.8104 | 0 | 0.00 | 0.00 | | | | | 1.8104 |
| 8 | SAVVY RANCHAL BCRPR8662M | 226800 | 1.4012 | 0 | 0.00 | 0.00 | | | | | 1.4012 |
| 9 | SELINA RANCHAL BCRPR8704G | 226800 | 1.4012 | 0 | 0.00 | 0.00 | | | | | 1.4012 |
| 10 | DAVINDER KUMARI BPJPK2733K | 22680 | 0.1401 | 0 | 0.00 | 0.00 | | | | | 0.1401 |
| | TOTAL | 9511949 | 60.6184 | 0 | 0.0000 | 0.0000 | | | | | 60.6184 |



| (I)(c)(i) Statement showing holding of securities (including shares, warrants, convertible securities) of persons belonging to the category "Public" and holding more than 1% of the total number of shares | | | | | | | | |
|--|-------------------------|-----------------------|--|-------------------------|---|---------------------------------------|--|--|
| Sr. No. | Name of the shareholder | Number of shares held | Shares as a percentage of total number of shares [i.e., Grand Total (A)+(B)+(C) indicated in Statement at para (I)(a) above] | Details of warrants | | Details of convertible securities | | Total shares (including underlying shares assuming full conversion of warrants and convertible securities) as a % of diluted share capital |
| | | | | Number of warrants held | As a % total number of warrants of the same class | Number of convertible securities held | % w.r.t total number of convertible securities of the same class | |
| TOTAL | | NIL | NIL | | | | | |

| (I)(c)(ii) Statement showing holding of securities (including shares, warrants, convertible securities) of persons (together with PAC) belonging to the category "Public" and holding more than 5% of the total number of shares of the company | | | | | | | | |
|--|---|------------------|--|---------------------|---|---------------------------------------|--|--|
| Sr. No. | Name(s) of the shareholder(s) and the Persons Acting in Concert (PAC) with them | Number of shares | Shares as a percentage of total number of shares [i.e., Grand Total (A)+(B)+(C) indicated in Statement at para (I)(a) above] | Details of warrants | | Details of convertible securities | | Total shares (including underlying shares assuming full conversion of warrants and convertible securities) as a % of diluted share capital |
| | | | | Number of warrants | As a % total number of warrants of the same class | Number of convertible securities held | % w.r.t total number of convertible securities of the same class | |
| TOTAL | | NIL | NIL | | | | | |



| (I)(d) Statement showing details of locked-in shares | | | |
|--|-------------------------|----------------------------|--|
| Sr. No. | Name of the shareholder | Number of Locked in Shares | Locked-in shares as a percentage of total number of shares [i.e., Grand Total (A)+(B)+(C) indicated in Statement at para (I)(a) above] |
| | | | |
| TOTAL | | 0 | 0.0000 |

| (II)(a) Statement showing details of Depository Receipts (DRs) | | | | |
|--|---|---------------------------|---|---|
| Sr. No. | Type of outstanding DR (ADRs, GDRs, SDRs, etc.) | Number of outstanding DRs | Number of shares underlying outstanding DRs | Shares underlying outstanding DRs as a percentage of total number of shares [i.e., Grand Total (A)+(B)+(C) indicated in Statement at para (I)(a) above] |
| | NIL | NIL | NIL | NIL |
| TOTAL | | NIL | NIL | NIL |

| (II) (b) Statement showing holding of Depository Receipts (DRs), where underlying shares held by "Promoter/Promoter Group" are in excess of 1% of the total number of shares | | | | |
|--|-----------------------|---|---|---|
| Sr. No. | Name of the DR Holder | Type of outstanding DR (ADRs, GDRs, SDRs, etc.) | Number of shares underlying outstanding DRs | Shares underlying outstanding DRs as a percentage of total number of shares [i.e., Grand Total (A)+(B)+(C) indicated in Statement at para (I)(a) above] |
| | NIL | NIL | NIL | NIL |
| TOTAL | | NIL | NIL | NIL |

