

Adani Ports and Special Economic Zone Limited

Introductory sub-table (I)(a)


<b>Name of the Company:</b>	Adani Ports and Special Economic Zone Limited		
<b>Scrip Code:</b>	BSE - 532921	NSE - ADANIPOINTS	
<b>Class of Security:</b>	Equity		
<b>Quarter ended:</b>	30.09.2015		
<b>Partly paid-up shares:-</b>	<b>No. of partly paid-up shares</b>	<b>As a % of total no. of partly paid-up shares</b>	<b>As a % of total no. of shares of the company</b>
Held by promoter/promoter group	0	0	0
Held by public	0	0	0
<b>Total</b>	<b>0</b>	<b>0</b>	<b>0</b>
<b>Outstanding convertible securities:-</b>	<b>No. of outstanding securities</b>	<b>As a % of total no. of outstanding convertible securities</b>	<b>As a % of total no. of shares of the company, assuming full conversion of the convertible securities</b>
Held by promoter/promoter group	0	0	0
Held by public	0	0	0
<b>Total</b>	<b>0</b>	<b>0</b>	<b>0</b>
<b>Warrants:-</b>	<b>No. of warrants</b>	<b>As a % of total no. of warrants</b>	<b>As a % of total no. of shares of the company, assuming full conversion of warrants</b>
Held by promoter/promoter group	0	0	0
Held by public	0	0	0
<b>Total</b>	<b>0</b>	<b>0</b>	<b>0</b>
<b>Total paid-up capital of the company, assuming full conversion of warrants and convertible securities</b>	<b>2070951761</b>		<b>100.00</b>



## (l)(a) Statement showing Shareholding Pattern

Name of the Company (Scrip):	Adani Ports and Special Economic Zone Limited
Class of Security:	Equity
Scrip Code:	BSE - 532921 NSE - ADANIPTS
Quarter ended:	30.09.2015

Category code	Category of shareholder	Number of shareholders	Total number of shares	Number of shares held in dematerialized form	Total shareholding as a		Shares Pledged or otherwise	
					As a percentage of (A+B)	As a percentage of (A+B+C)	Number of Shares	As a percentage
(I)	(II)	(III)	(IV)	(V)	(VI)	(VII)	(VIII)	(IX)=(VIII)/(IV)*100
<b>(A)</b>	<b>Promoter and Promoter Group</b>							
-1	<b>Indian</b>							
(a)	Individuals/ Hindu Undivided Family	8	14,64,857	14,64,857	0.07	0.07	-	-
(b)	Central Government/State Government(s)	0	0	0	0.00	0.00	-	-
(c)	Bodies Corporate	2	14,05,12,153	14,05,12,153	6.78	6.78	13,41,13,962	95.45
(d)	Financial Institutions/ Banks	0	0	0	0.00	0.00	-	-
(e)	Any Other (specify)							
(e-i)	Gautam S. Adani & Rajesh S. Adani (on behalf of S. B. Adani Family Trust)	2	87,73,17,807	87,73,17,807	42.36	42.36	9,01,43,400	10.27
(e-ii)	Gautam S. Adani & Priti G. Adani (on behalf of Gautam S. Adani Family Trust)	1	1,24,80,142	1,24,80,142	0.60	0.60	-	-
(e-iii)	Rajesh S. Adani (on behalf of Rajesh S. Adani Family Trust)	1	30,000	30,000	0.00	0.00	-	-
	<b>Sub-Total (A)(1)</b>	<b>14</b>	<b>1,03,18,04,959</b>	<b>1,03,18,04,959</b>	<b>49.82</b>	<b>49.82</b>	<b>22,42,57,362</b>	<b>21.73</b>
-2	<b>Foreign</b>							
(a)	Individuals (Non-Resident Individuals/ Foreign Individuals)	1	128164953	12,81,64,953	6.19	6.19	-	-
(b)	Bodies Corporate	1	5208562	5,20,85,62	0.25	0.25	-	-
(c)	Institutions	0	0	0	0.00	0.00	-	-
(d)	Any Other (specify)	0	0	0	0.00	0.00	-	-
	<b>Sub-Total (A)(2)</b>	<b>2</b>	<b>133373515</b>	<b>13,33,73,515</b>	<b>6.44</b>	<b>6.44</b>	<b>-</b>	<b>-</b>
	<b>Total Shareholding of Promoter and Promoter Group (A)= (A)(1)+(A)(2)</b>	<b>16</b>	<b>1,16,51,78,474</b>	<b>1,16,51,78,474</b>	<b>56.26</b>	<b>56.26</b>	<b>22,42,57,362</b>	<b>19.25</b>
<b>(B)</b>	<b>Public Shareholding</b>							
-1	<b>Institutions</b>						N.A	N.A
(a)	Mutual Funds/UTI	127	3,35,67,191	3,35,67,191	1.62	1.62	-	-
(b)	Financial Institutions/ Banks	20	37,87,058	37,87,058	0.18	0.18	-	-
(c)	Central Government/ State Government(s)	1	4,010	4,010	0.00	0.00	-	-
(d)	Venture Capital Funds	0	0	0	0.00	0.00	-	-
(e)	Insurance Companies	2	6,80,86,719	6,80,86,719	3.29	3.29	-	-
(f)	Foreign Institutional Investors	423	49,46,54,346	49,46,54,346	23.89	23.89	-	-
(g)	Foreign Venture Capital Investors	0	0	0	0.00	0.00	-	-
(h)	Qualified Foreign Investors	0	0	0	0.00	0.00	-	-
(i)	Any Other (specify)						-	-
(i-i)	Foreign Portfolio Investor (Corporate)	132	19,23,65,165	19,23,65,165	9.29	9.29	-	-
	<b>Sub-Total (B)(1)</b>	<b>705</b>	<b>79,24,64,489</b>	<b>79,24,64,489</b>	<b>38.27</b>	<b>38.27</b>	<b>-</b>	<b>-</b>
-2	<b>Non-institutions</b>						N.A	N.A
(a)	Bodies Corporate	1,573	3,20,44,988	3,20,39,340	1.55	1.55	-	-
(b)	Individuals -						-	-
	i. Individual shareholders holding nominal share capital up to Rs. 1 lakh.	2,92,631	4,74,31,611	4,67,59,499	2.29	2.29	-	-
	ii. Individual shareholders holding nominal share capital in excess of Rs. 1 lakh.	71	1,71,16,023	1,71,16,023	0.83	0.83	-	-
(c)	Any Other (specify)						-	-
(c-i)	Clearing Member	446	42,17,567	42,17,567	0.20	0.20	-	-
(c-ii)	Non Resident Indian (Repatriation)	2,011	85,87,694	85,87,694	0.41	0.41	-	-
	Non Resident Indian (Non Repatriation)	736	3,08,456	3,08,456	0.01	0.01	-	-
(c-iii)	Foreign Companies	3	1,49,259	1,49,259	0.01	0.01	-	-
(c-iv)	Foreign Nationals	1	14,123	14,123	0.00	0.00	-	-
(c-v)	Directors/ Relatives	2	16,83,358	16,83,358	0.08	0.08	-	-
(c-vi)	Hindu Undivided Family	10,140	17,20,772	17,20,772	0.08	0.08	-	-
(c-vii)	Trusts	19	34,947	34,947	0.00	0.00	-	-
	<b>Sub-Total (B)(2)</b>	<b>3,07,633</b>	<b>11,33,08,798</b>	<b>11,26,31,038</b>	<b>5.47</b>	<b>5.47</b>	<b>-</b>	<b>-</b>
	<b>Total Public Shareholding (B)= (B)(1)+(B)(2)</b>	<b>3,08,338</b>	<b>90,57,73,287</b>	<b>90,50,95,527</b>	<b>43.74</b>	<b>43.74</b>	<b>N.A</b>	<b>N.A</b>
	<b>TOTAL (A)+(B)</b>	<b>3,08,354</b>	<b>2,07,09,51,761</b>	<b>2,07,02,74,001</b>	<b>100.00</b>	<b>100.00</b>	<b>22,42,57,362</b>	<b>10.83</b>
<b>(C)</b>	<b>Shares held by Custodians and against which Depository Receipts have been issued</b>	<b>0</b>	<b>0</b>	<b>0</b>	<b>0</b>	<b>0</b>	<b>N.A</b>	<b>N.A</b>
1	Promoter and Promoter Group	0	0	0	0	0	-	-
2	Public	0	0	0	0	0	-	-
	<b>Sub-Total (C)</b>	<b>0</b>	<b>0</b>	<b>0</b>	<b>0</b>	<b>0</b>	<b>N.A</b>	<b>N.A</b>
	<b>GRAND TOTAL (A)+(B)+(C)</b>	<b>3,08,354</b>	<b>2,07,09,51,761</b>	<b>2,07,02,74,001</b>	<b>100.00</b>	<b>100.00</b>	<b>22,42,57,362</b>	<b>10.83</b>



(1)(b) Statement showing holding of Securities (Including Shares, Warrants, Convertible Securities) of persons belonging to the category "Promoter and Promoter Group"

Sr. No.	Name of the shareholder	Details of Shares held		Encumbered Shares*			Details of Warrant			Details of Convertible Securities		Total shares (including underlying shares assuming full conversion of warrants and convertible securities) as a % of diluted share capital
		Number of shares held	As a % of grand total (A)+(B)+(C)	No.	As a percentage (VI)=(V)/(III)*100	As a % of grand total (a)+(b)+(c) of sub clause (i)(a)	No. of warrants held	As a % total number of warrants of the same class	Number of convertible securities held	As a % total number of convertible securities of the same class		
											(III)	
1	Gautam S. Adani & Rajesh S. Adani (on behalf of S. B. Adani Family Trust)	87,73,17,807	42.36	9,01,43,400	10.27	4.35	0.00	0.00	0	0.00	0.00	0.00
2	Gautam S. Adani & Priti G. Adani (on behalf of Gautam S. Adani Family Trust)	1,24,80,142	0.60	0	0.00	0.00	0.00	0.00	0	0.00	0.00	0.00
3	Rajesh S. Adani (on behalf of Rajesh S. Adani Family Trust)	30,000	0.00	0	0.00	0.00	0.00	0.00	0	0.00	0.00	0.00
4	Adani Properties Private Limited	14,05,12,153	6.78	13,41,13,962	95.45	6.48	0.00	0.00	0	0.00	0.00	0.00
5	Ventura Power Investments Pvt. Ltd., Mauritius	52,08,562	0.25	0	0.00	0.00	0.00	0.00	0	0.00	0.00	0.00
6	Vinod Shantilal Adani	12,81,64,953	6.19	0	0.00	0.00	0.00	0.00	0	0.00	0.00	0.00
7	Rakesh R. Shah	8,93,103	0.04	0	0.00	0.00	0.00	0.00	0	0.00	0.00	0.00
8	Priti R. Shah	3,16,885	0.02	0	0.00	0.00	0.00	0.00	0	0.00	0.00	0.00
9	Surekha B. Shah	1,55,018	0.01	0	0.00	0.00	0.00	0.00	0	0.00	0.00	0.00
10	Bhavik. B. Shah	57,255	0.00	0	0.00	0.00	0.00	0.00	0	0.00	0.00	0.00
11	Vinod N. Sanghvi	42,596	0.00	0	0.00	0.00	0.00	0.00	0	0.00	0.00	0.00
	<b>TOTAL</b>	<b>1,16,51,78,474</b>	<b>56.26</b>	<b>22,42,57,362</b>	<b>19.25</b>	<b>10.83</b>	<b>0.00</b>	<b>0.00</b>	<b>0</b>	<b>0.00</b>	<b>0.00</b>	<b>0.00</b>

(\*) The term "encumbrance" has the same meaning as assigned to it in regulation 28(3) of the SAST Regulations, 2011.



(1)(c)(i) Statement showing holding of securities (including shares, warrants, convertible securities) of persons belonging to the category "Public" and holding more than 1% of the total number of

Sr. No.	Name of the shareholder	Number of shares held	Shares as a percentage of total number of shares [i.e., Grand Total (A)+(B)+(C) indicated in Statement at para (l)(e) above]	Details of Warrant		Details of Convertible		Total shares (including underlying shares assuming full conversion of warrants and convertible securities) as a % of diluted share capital
				No. of warrants held	As a % total number of warrants of the same class	Number of convertible securities held	% w.r.t total number of convertible securities of the same class	
1	LIFE INSURANCE CORPORATION OF INDIA	70345281	3.40	0	0	0	0	3.40
2	ELARA INDIA OPPORTUNITIES FUND LIMITED	51465806	2.49	0	0	0	0	2.49
3	CRESTA FUND LTD	40750784	1.97	0	0	0	0	1.97
4	ALBULA INVESTMENT FUND LTD	39185865	1.89	0	0	0	0	1.89
5	EMERGING INDIA FOCUS FUNDS	38224312	1.85	0	0	0	0	1.85
6	HSBC BANK (MAURITIUS) LIMITED	26068955	1.26	0	0	0	0	1.26
7	ABU DHABI INVESTMENT AUTHORITY - GULAB	21319278	1.03	0	0	0	0	1.03
8	BAYTREE INVESTMENTS (MAURITIUS) PTE LTD	21000000	1.01	0	0	0	0	1.01
9	EM RESURGENT FUND	20854023	1.01	0	0	0	0	1.01
	<b>TOTAL</b>	<b>32,92,14,314</b>	<b>15.90</b>	<b>0</b>	<b>0</b>	<b>0</b>	<b>0</b>	<b>15.90</b>



(i)(c)(ii) Statement showing holding of securities (including shares, warrants, convertible securities) of persons (together with PAC) belonging to the category "Public" and holding more than 5% of the total number of shares of the company


Sr. No.	Name(s) of the shareholder(s) and the Persons Acting in Concert (PAC) with them	Number of shares	Shares as a percentage of total number of shares of [i.e., Grand Total (A)+(B)+(C) indicated in Statement at para (i)(a) above]	Details of Warrant		Details of Convertible Securities		Total shares (including underlying shares assuming full conversion of warrants and convertible securities) as a % of diluted share capital
				Number of warrants	As a % total number of warrants of the same class	Number of convertible securities held	% w.r.t total number of convertible securities of the same class	
Not Applicable								
<b>TOTAL</b>								



Adani Ports and Special Economic Zone Limited


(l)(d) Statement showing details of locked-in shares

Sr. No.	Name of the shareholder	Number of locked-in shares	Locked-in shares as a percentage of total number of shares [i.e., Grand Total (A)+(B)+(C) indicated in Statement at para (l)(a) above]
	<b>TOTAL</b>	<b>0</b>	<b>0.00</b>




(II)(a) Statement showing details of Depository Receipts (DRs)

Sr. No.	Type of outstanding DR (ADRs, GDRs, SDRs, etc.)	Number of outstanding DRs	Number of shares underlying outstanding DRs	Shares underlying outstanding DRs as a percentage of total number of shares [i.e., Grand Total (A)+(B)+(C) indicated in Statement at para (I)(a) above]
Not Applicable				
<b>TOTAL</b>				



(II)(b) Statement showing Holding of Depository Receipts (DRs), where underlying shares held by 'promoter/ promoter group' are in excess of 1% of the total number of shares

Sr. No.	Name of the DR Holder	Type of outstanding DR (ADRs, GDRs, SDRs, etc.)	Number of shares underlying outstanding DRs	Shares underlying outstanding DRs as a percentage of total number of shares [i.e., Grand Total (A)+(B)+(C) indicated in Statement at para (I)(a) above]
			Not Applicable	
<b>TOTAL</b>				





(III)(a) Statement showing the voting pattern of shareholders, if more than one class of shares/securities is issued by the issuer.

Category (I)	Category of shareholder (II)	Number of Voting Rights held in each class of securities			Total Voting Rights (III+IV+V) (VI)	Total Voting rights i.e. (VI)	
		Class X (III)	Class Y (IV)	Class Z (V)		As a percentage of (A+B) (VII)	As a percentage of (A+B+C) (VIII)
<b>(A)</b>	<b>Promoter and Promoter Group</b>						
<b>(1)</b>	<b>Indian</b>						
(a)	Individuals/ Hindu Undivided Family						
(b)	Central Government/ State Government(s)						
(c)	Bodies Corporate						
(d)	Financial Institutions/ Banks						
(e)	Any Other (specify)						
	<b>Sub-Total (A)(1)</b>						
<b>(2)</b>	<b>Foreign</b>						
(a)	Individuals (Non-Resident Individuals/ Foreign Individuals)						
(b)	Bodies Corporate						
(c)	Institutions						
(d)	Any Other (specify)						
	<b>Sub-Total (A)(2)</b>						
	<b>Total Shareholding of Promoter and Promoter Group (A)= (A)(1)+(A)(2)</b>						
<b>(B)</b>	<b>Public shareholding</b>						
<b>(1)</b>	<b>Institutions</b>						
(a)	Mutual Funds/ UTI						
(b)	Financial Institutions/ Banks						
<b>Category</b>	<b>Category of shareholder</b>	<b>Number of Voting Rights held in each class of securities</b>			<b>Total Voting Rights</b>	<b>Total Voting rights i.e. (VI)</b>	
<b>(I)</b>	<b>(II)</b>	<b>Class X (III)</b>	<b>Class Y (IV)</b>	<b>Class Z (V)</b>	<b>(III+IV+V) (VI)</b>	<b>As a percentage of (A+B) (VII)</b>	<b>As a percentage of (A+B+C) (VIII)</b>
(c)	Central Government/ State Government(s)						
(d)	Venture Capital Funds						
(e)	Insurance Companies						
(f)	Foreign Institutional Investors						
(g)	Foreign Venture Capital Investors						
(h)	Any Other (specify)						
	<b>Sub-Total (B)(1)</b>						
<b>(2)</b>	<b>Non-institutions</b>						
(a)	Bodies Corporate						
(b)	Individuals - i. Individual shareholders holding nominal share capital up to Rs. 1 lakh. ii. Individual shareholders holding nominal share capital in excess of Rs. 1 lakh.						
(c)	Any Other (specify)						
	<b>Sub-Total (B)(2)</b>						
	<b>Total Public Shareholding (B)= (B)(1)+(B)(2)</b>						
	<b>TOTAL (A)+(B)</b>						
<b>(C)</b>	<b>Shares held by Custodians and against which Depository Receipts have been issued</b>						
	<b>GRAND TOTAL (A)+(B)+(C)</b>						

