

Statement Showing Shareholding Pattern

Category code	Category of Shareholder	Number of Shareholders	Table I(a)		Total shareholding as a percentage of total number of shares		Shares Pledged or otherwise encumbered	
			Total number of shares	Number of shares held in dematerialized form	As a percentage of (A+B) ¹	As a percentage of (A+B+C)	Number of shares	As a percentage
			(IV)	(V)				
(I)	(II)	(III)	(IV)	(V)	(VI)	(VII)	(VIII)	= (VIII)/(IV)*
(A)	Shareholding of Promoter and Promoter Group¹							
1	Indian							
(a)	Individuals/ Hindu Undivided Family.	28	3999006	2716385	11.01	11.01	0	0.00
(b)	Central Government/ State Government(s)	0	0	0	0.00	0.00	0	0.00
(c)	Bodies Corporate	4	17265682	17237932	47.55	47.55	0	0.00
(d)	Financial Institutions/ Banks	0	0	0	0.00	0.00	0	0.00
(e)	Any Others(Specify)	0	0	0	0.00	0.00	0	0.00
(e-i)								
(e-ii)								
	Sub Total(A)(1)	32	21264688	19954317	58.57	58.57	0	0.00
2	Foreign							
a	Individuals (Non-Residents Individuals/ Foreign Individuals)	9	1511884	0	4.16	4.16	0	0.00
b	Bodies Corporate	1	2260843	2260843	6.23	6.23	0	0.00
c	Institutions	0	0	0	0.00	0.00	0	0.00
d	Any Others(Specify)	0	0	0	0.00	0.00	0	0.00
d-i								
d-ii								
	Sub Total(A)(2)	10	3772727	2260843	10.39	10.39	0	0.00
	Total Shareholding of Promoter and Promoter Group (A)= (A)(1)+(A)(2)	42	25037415	22215160	68.96	68.96	0	0.00

Ju

Statement Showing Shareholding Pattern

Category code	Category of Shareholder	Number of Shareholders	Table (I)(a)				Shares Pledged or otherwise encumbered	
			Total number of shares	Number of shares held in dematerialized form	Total shareholding as a percentage of total number of shares		Number of shares	As a percentage
					As a percentage of (A+B)	As a percentage of (A+B+C)		
(I)	(II)	(III)	(IV)	(V)	(VI)	(VII)	(VIII) = (VII)/(IV)*	
(B)	Public shareholding							
1	Institutions							
(a)	Mutual Funds/ UTI	5	10423	0	0.03	0.03	0	0.00
(b)	Financial Institutions / Banks	24	6540	124	0.02	0.02	0	0.00
(c)	Central Government/ State Government(s)	0	0	0	0.00	0.00	0	0.00
(d)	Venture Capital Funds	0	0	0	0.00	0.00	0	0.00
(e)	Insurance Companies	6	2950	0	0.01	0.01	0	0.00
(f)	Foreign Institutional Investors	0	0	0	0.00	0.00	0	0.00
(g)	Foreign Venture Capital Investors	0	0	0	0.00	0.00	0	0.00
(h)	Any Other (specify)	0	0	0	0.00	0.00	0	0.00
(h-i)								
(h-ii)								
	Sub-Total (B)(1)	35	19913	124	0.05	0.05	0	0
B 2	Non-institutions							
(a)	Bodies Corporate	296	658626	623659	1.81	1.81	0	0.00
(b)	Individuals				0.00	0.00	0	0.00
1	Individuals -i. Individual shareholders holding nominal share capital up to Rs 1 lakh	22691	5835842	4489742	16.07	16.07	0	0.00
II	ii. Individual shareholders holding nominal share capital in excess of Rs. 1 lakh.	95	4391389	4303641	12.09	12.09	0	0.00
(c)	Any Other (specify)				0.00	0.00	0	0.00
(c-i)	Clearing Members	19	43615	43615	0.12	0.12	0	0.00
(c-ii)	Trust	6	65833	65833	0.18	0.18	0	0.00
(c-iii)	Non Resident Indians (Repatriable)	47	226989	226989	0.63	0.63	0	0.00
(c-iv)	Non Resident Indians (Non Repatriable)	43	26953	24109	0.07	0.07	0	0.00
(c-v)	Overseas Bodies Corporates	3	1850	0	0.01	0.01	0	0.00
	Sub-Total (B)(2)	23200	11251097	9777588	30.99	30.99	0	0
(B)	Total -Public Shareholding (B)= (B)(1)+(B)(2)	23235	11271010	9777712	31.04	31.04	0	0
	TOTAL (A)+(B)	23277	36308425	31992872	100.00	100.00	0	0
(C)	Shares held by Custodians and against which Depository Receipts have been issued							
1	Promoter and Promoter Group	0	0	0	0	0	0	0.00
2	Public	0	0	0	0	0	0	0.00
	Sub-Total (C)	0	0	0	0	0	0	0
	GRAND TOTAL (A)+(B)+(C)	23277	36308425	31992872	100.00	100.00	0	0

Introductory sub-table (I)(a)

Name of the Company: CHOWGULE STEAMSHIPS LIMITED			
Scrip Code, Name of the scrip, class of security: 501833, CHOWGST, Equity			
Quarter ended: 30.09.2015			
Partly paid-up shares:-			
	No. of partly paid-up shares	As a % of total no. of partly paid-up shares	As a % of total no. of shares of the company
Held by promoter/promoter group	0	0	0
Held by public	0	0	0
Total - D	0	0	0
Outstanding convertible securities:-			
	No. of outstanding securities	As a % of total no. of outstanding convertible securities	As a % of total no. of shares of the company, assuming full conversion of the convertible securities
Held by promoter/promoter group	0	0	0
Held by public	0	0	0
Total - E	0	0	0
Warrants:-			
	No. of warrants	As a % of total no. of warrants	As a % of total no. of shares of the company, assuming full conversion of warrants
Held by promoter/promoter group	0	0	0
Held by public	0	0	0
Total - F	0	0	0
Total paid-up capital of the company, assuming full conversion of warrants and convertible securities			36308425



(1)(b) Statement showing holding of securities (including shares, warrants, convertible securities) of persons belonging to the category "Promoter and Promoter Group"

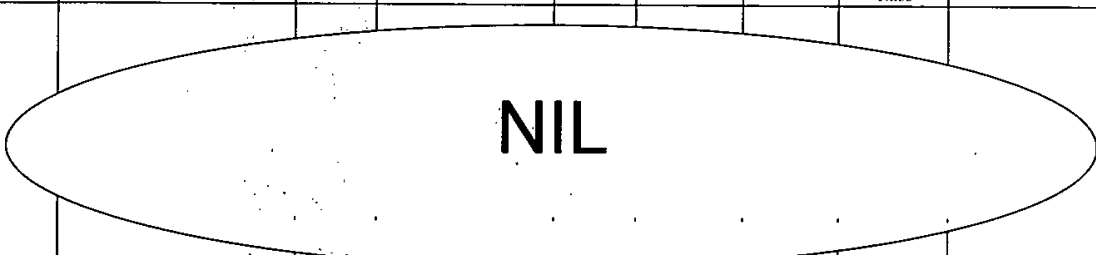
Sr. No.	Name of the shareholder	Details of Shares held		Encumbered shares (*)			Details of warrants		Details of convertible securities		Total shares (including underlying shares assuming full conversion of warrants and convertible securities) as a % of diluted
		Number of shares held	As a % of grand total (A)+(B)+(C)	No.	As a percentage	As a % of grand total (A)+(B)+(C) of sub-clause (1)(a)	Number of warrants held	As a % total number of warrants of the same class	Number of convertible securities held	As a % total number of convertible securities of the same class	
(i)	(ii)	(iii)	(iv)	(v)	(vi) = (v)/(iii) * 100	(vii)	(viii)	(ix)	(x)	(xi)	(xii)
1	CHOWGULE AND COMPANY PRIVATE LIMITED.	16,817,554	46.32	0	0.00	0.00	0	0.00	0	0.00	46.32
2	DOLPHIN INVESTMENT LIMITED	305,041	0.84	0	0.00	0.00	0	0.00	0	0.00	0.84
3	CHOWGULE AND COMPANY PRIVATE LIMITED	115,337	0.32	0	0.00	0.00	0	0.00	0	0.00	0.32
4	CHOWGULE REAL ESTATE & CONSTRUCTION LTD	27,750	0.08	0	0.00	0.00	0	0.00	0	0.00	0.08
5	VUAY VISHWASRAO CHOWGULE	821,764	2.26	0	0.00	0.00	0	0.00	0	0.00	2.26
6	VUAY VISHWASRAO CHOWGULE	335,112	0.92	0	0.00	0.00	0	0.00	0	0.00	0.92
7	ASHOK VISHWAS RAO CHOWGULE	793,761	0.81	0	0.00	0.00	0	0.00	0	0.00	0.81
8	QUAIL INVESTMENTS LTD.	2,260,843	6.23	0	0.00	0.00	0	0.00	0	0.00	6.23
9	ARTI PRATAP SHIRKE DORIGO	303,125	0.83	0	0.00	0.00	0	0.00	0	0.00	0.83
10	ANITA PRATAP SHIRKE YURAVLVKER	303,125	0.83	0	0.00	0.00	0	0.00	0	0.00	0.83
11	ANJALI PRATAP SHIRKE	303,125	0.83	0	0.00	0.00	0	0.00	0	0.00	0.83
12	PRATAP BABURAO SHIRKE	287,500	0.79	0	0.00	0.00	0	0.00	0	0.00	0.79
13	SARITA PRATAP SHIRKE	118,285	0.33	0	0.00	0.00	0	0.00	0	0.00	0.33
14	PRATAP BABURAO SHIRKE	86,850	0.24	0	0.00	0.00	0	0.00	0	0.00	0.24
15	SARITA PRATAP SHIRKE	71,374	0.20	0	0.00	0.00	0	0.00	0	0.00	0.20
16	ARTI PRATAP SHIRKE DORIGO	19,250	0.05	0	0.00	0.00	0	0.00	0	0.00	0.05
17	ANITA PRATAP SHIRKE YURAVLVKER	19,250	0.05	0	0.00	0.00	0	0.00	0	0.00	0.05
18	LAXMANRAO DATTAJI CHOWGULE	271,250	0.75	0	0.00	0.00	0	0.00	0	0.00	0.75
19	UMAJI VISHWASRAO CHOWGULE	257,971	0.71	0	0.00	0.00	0	0.00	0	0.00	0.71
20	ROHINI VISHWASRAO CHOWGULE	490,597	1.35	0	0.00	0.00	0	0.00	0	0.00	1.35
21	JAGDEEP YESHWANTRAO CHOWGULE	195,125	0.54	0	0.00	0.00	0	0.00	0	0.00	0.54
22	INDIRABAI LAXMANRAO CHOWGULE	173,250	0.48	0	0.00	0.00	0	0.00	0	0.00	0.48
23	VISHWASRAO DATTAJI CHOWGULE	119,000	0.33	0	0.00	0.00	0	0.00	0	0.00	0.33
24	VIDHYA MILIND VERNEKAR	117,000	0.32	0	0.00	0.00	0	0.00	0	0.00	0.32
25	PADMA CHOWGULE	116,285	0.32	0	0.00	0.00	0	0.00	0	0.00	0.32
26	SHEELA YESHWANTRAO CHOWGULE	115,000	0.32	0	0.00	0.00	0	0.00	0	0.00	0.32
27	PADMA VISHWASRAO CHOWGULE	112,135	0.31	0	0.00	0.00	0	0.00	0	0.00	0.31
28	SURESH LAXMANRAO CHOWGULE	89,250	0.25	0	0.00	0.00	0	0.00	0	0.00	0.25
29	JAYWANT YESHWANTRAO CHOWGULE	64,750	0.18	0	0.00	0.00	0	0.00	0	0.00	0.18
30	DILIP LAXMANRAO CHOWGULE	61,067	0.17	0	0.00	0.00	0	0.00	0	0.00	0.17
31	YESHWANTRAO D CHOWGULE	60,000	0.17	0	0.00	0.00	0	0.00	0	0.00	0.17
32	YESHWANTRAO D CHOWGULE	60,000	0.17	0	0.00	0.00	0	0.00	0	0.00	0.17
33	CHOWGULE SURESH LAXMANRAO	55,125	0.15	0	0.00	0.00	0	0.00	0	0.00	0.15
34	YESHWANTRAO DATTAJI CHOWGULE	46,200	0.13	0	0.00	0.00	0	0.00	0	0.00	0.13
35	LAXMANRAO DATTAJI CHOWGULE	34,895	0.10	0	0.00	0.00	0	0.00	0	0.00	0.10
36	RAMESH LAXMANRAO CHOWGULE	31,500	0.09	0	0.00	0.00	0	0.00	0	0.00	0.09
37	SANTOSH LAXMANRAO CHOWGULE	26,172	0.07	0	0.00	0.00	0	0.00	0	0.00	0.07
38	ASHOK VISHWASRAO CHOWGULE	24,675	0.07	0	0.00	0.00	0	0.00	0	0.00	0.07
39	YESHWANTRAO D CHOWGULE	15,750	0.04	0	0.00	0.00	0	0.00	0	0.00	0.04
40	CHOWGULE SATISH LAXMANRAO	8,567	0.02	0	0.00	0.00	0	0.00	0	0.00	0.02
41	DAULATRAO Y CHOWGULE	1,400	0.00	0	0.00	0.00	0	0.00	0	0.00	0.00
42	EWART LAZARUS	1,313	0.00	0	0.00	0.00	0	0.00	0	0.00	0.00
43	NISHIKANT SHIVAJIRAO CHOWGULE	92	0.00	0	0.00	0.00	0	0.00	0	0.00	0.00
TOTAL		25,037,415	68.96	0	0.00	0.00	0	0.00	0	0.00	68.96

(*) The term "encumbrance" has the same meaning as assigned to it in regulation 28(3) of the SAST Regulations, 2011

(1)(c)(i) Statement showing holding of securities (including shares, warrants, convertible securities) of persons belonging to the category "Public" and holding more than 1% of the total number of shares

Sr. No.	Name of the shareholder	Number of shares held	Shares as a percentage of total number of shares (i.e., Grand Total (A)+(B)+(C) indicated in Statement at para (1)(a) above)	Details of warrants		Details of convertible securities		Total shares (including underlying shares assuming full conversion of warrants and convertible securities) as a % of diluted share capital
				Number of warrants held	As a % total number of warrants of the same class	Number of convertible securities held	% w.r.t total number of convertible securities of the same class	
1	CHITRA P MAHATME	1,280,945	3.53	0	0	0	0	3.53
2	FALGUNI NILESH DEDHIA	444,498	1.22	0	0	0	0	1.22

(I)(c)(ii) Statement showing holding of securities (including shares, warrants, convertible securities) of persons (together with PAC) belonging to the category "Public" and holding more than 5% of the total number of shares of the company

Sr. No.	Name(s) of the shareholder(s) and the Persons Acting in Concert (PAC) with them	Number of shares	Shares as a percentage of total number of shares (i.e., Grand Total (A)+(B)+(C) indicated in Statement at para (I)(a) above)	Details of warrants		Details of convertible securities		Total shares (including underlying shares assuming full conversion of warrants and convertible securities) as a % of diluted share capital
				Number of warrants	As a % total number of warrants of the same class	Number of convertible securities held	% w.r.t total number of convertible securities of the same class	
								

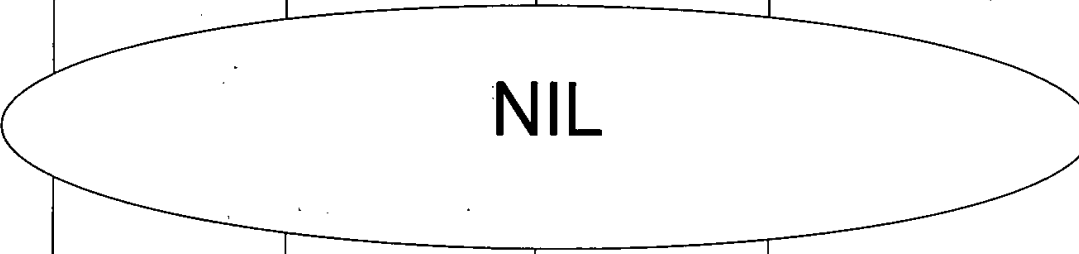


(1)(d) Statement showing details of locked-in shares

Sr. No.	Name of the shareholder	Number of locked-in shares	Locked-in shares as a percentage of total number of shares (i.e., Grand Total (A)+(B)+(C) indicated in Statement at para (1)(a) above)
NIL			




(II)(a) Statement showing details of Depository Receipts (DRs)

Sr. No.	Type of outstanding DR (ADRs, GDRs, SDRs, etc.)	Number of outstanding DRs	Number of shares underlying outstanding DRs	Shares underlying outstanding DRs as a percentage of total number of shares (i.e., Grand Total (A)+(B)+(C) indicated in Statement at para (I)(a) above)
 NIL				

Sh

(II)(b) Statement showing holding of Depository Receipts (DRs), where underlying shares held by "promoter/promoter group" are in excess of 1% of the total number of shares

Sr. No.	Name of the DR Holder	Type of outstanding DR (ADRs, GDRs, SDRs, etc.)	Number of shares underlying outstanding DRs	Shares underlying outstanding DRs as a percentage of total number of shares (i.e., Grand Total (A)+(B)+(C) indicated in Statement at para (I)(a) above)
 NIL				

