

KHAITAN (INDIA) LIMITED

Scrip Code : - Class of Security : Equity
 Quarter ended: 30/09/2015


Partly paid-up shares:-	No of partly paid-up shares	As a % of Total No of partly paid-up shares	As a % of Total No of shares of the company
Held by promoter/promoter group	Nil	Nil	Nil
Held by public	Nil	Nil	Nil
Total	Nil	Nil	Nil

Outstanding convertible securities:-	No of Outstanding securities	As a % of Total No of outstanding convertible securities	As a % of Total No of shares of the company, assuming full conversion of the convertible securities
Held by promoter/promoter group	Nil	Nil	Nil
Held by public	Nil	Nil	Nil
Total	Nil	Nil	Nil

Warrants:-	No of warrants	As a % of Total No of warrants	As a % of Total No of shares of the company, assuming full conversion of warrants
Held by promoter/promoter group	Nil	Nil	Nil
Held by public	Nil	Nil	Nil
Total	Nil	Nil	Nil

Total paid-up capital of the company, assuming full conversion of warrants and convertible securities
 4750000 Shares of Rs.10/- each

For KHAITAN (INDIA) LTD


 Executive Director




KHAITAN (INDIA) LIMITED

 Scrip Code : - Name of the Scrip : [CSE] Class of Security : Equity Face Value : Rs. 10/-
 (I)(a) Statement showing Shareholding Pattern Quarter ended: 30/09/2015

Category Code (I)	Category of Shareholder (II)	No of Share-holders (III)	Total No of Shares (IV)	No of Shares held in Demat Form (V)	Total shareholding as a % of Tot Shrs		Shares pledged or otherwise encumbered	
					As a % of (A + B) (VI)	As a % of (A+B+C) (VII)	Shares (VIII)	As a % (IX)=(VIII)/(IV)*100
A. Promoter and Promoter Group								
1. Indian								
	a. Individuals/Hindu Undivided Family	9	774126	774126	16.2974	16.2974	Nil	Nil
	b. Central/State Government(s)							
	c. Bodies Corporate	4	2087504	2087554	43.9475	43.9475	Nil	Nil
	d. Financial Institutions/Banks							
	e. Any Other							
	Sub Total (A1)	13	2861630	2859880	60.2448	60.2448	Nil	Nil
2. Foreign								
	a. Individuals (NRI/Foreign Individuals)							
	b. Bodies Corporate							
	c. Institutions							
	d. Qualified Foreign Investor							
	e. Any other							
	Sub Total (A2)							
	Total Shareholding of Promoter and Promoter Group A=(A)(1)+(A)(2)	13	2861630	2859880	60.2448	60.2448	Nil	Nil
B. Public Shareholding								
1. Institutions								
	a. Mutual Funds/UTI							
	b. Financial Institutions/Banks	2	1234		.026	.026		
	c. Central/State Government(s)							
	d. Venture Capital Funds							
	e. Insurance Companies							
	f. Foreign Institutional Investors							
	g. Foreign Venture Capital Investors							
	h. Qualified Foreign Investor							
	i. Any Other							
	Sub Total (B1)	2	1234		.026	.026		
2. Non-Institutions								
	a. Bodies Corporate	89	682923	666873	14.3773	14.3773		
	b. Individuals holding							
	i. Nominal Share Capital up to Rs.1 Lakh	2973	875206	469928	18.4254	18.4254		
	ii. Nominal Share Capital in excess of Rs.1 Lakh	14	305030	294630	6.4217	6.4217		
	c. Qualified Foreign Investor							
	d. Any Other							
	Non Resident Individual	8	23977	23777	.5048	.5048		
	Sub Total (B2)	3084	1887136	1455208	39.7292	39.7292		
	Total Public Shareholding B=(B)(1)+(B)(2)	3086	1888370	1455208	39.7552	39.7552		
	Total (A)+(B)	3099	4750000	4315088	100.0000	100.0000		

For KHAITAN (INDIA) LTD.


 Executive Director

KHAITAN (INDIA) LIMITED

Scrip Code : - Class of Security : Equity Face Value : Rs. 10/-
 (I)(a) Statement showing Shareholding Pattern Quarter ended: 30/09/2015

Category Code (I)	Category of Shareholder (II)	No of Share-holders (III)	Total No of Shares (IV)	No of Shares held in Demat Form (V)	Total shareholding as a % of Tot Shrs		Shares pledged or otherwise encumbered	
					As a % of (A + B) (VI)	As a % of (A+B+C) (VII)	Shares (VIII)	As a % (IX)=(VIII)/(IV)*100
C. Shares held by Custodian & against which Depository Receipts have been issued								
1.	Promoter and Promoter Group	Nil	Nil	Nil			Nil	
2.	Public	Nil	Nil	Nil			Nil	
Grand Total (A)+(B)+(C)		3099	4750000	4315088			100.0000	

For KHAITAN (INDIA) LTD.


 Executive Director




1. Indian

a. Individuals/Hindu Undivided Family

Sr No	Name of the Shareholder	Details of Shares held		Encumbered shares		Details of warrants		Details of convertible securities		Total Shares (including underlying shares assuming full conversion of warrants and convertible securities) as a % of diluted share capital	
		No of Shares held	As a % of Grand Total (A)+(B)+(C)	No.	As a %	As a % of Grand Total (A)+(B)+(C) of sub clause (I)(a)	No of Warrants held	As a % of total no of warrants of the same class	No of convertible securities held		As a % of convertible securities of the same class
(I)	(II)	(III)	(IV)	(V)	(VI)= (V)/ (III)*100	(VII)	(VIII)	(IX)	(X)	(XI)	(XII)
1	SUNIL KRISHNA KHAITAN	151479	3.1890	Nil	Nil	Nil	Nil	Nil	Nil	Nil	3.1890
2	SUNAY KRISHNA KHAITAN	140600	2.9600	Nil	Nil	Nil	Nil	Nil	Nil	Nil	2.9600
3	ISHANI KHAITAN	126197	2.6568	Nil	Nil	Nil	Nil	Nil	Nil	Nil	2.6568
4	VAGEESHA KHAITAN	113000	2.3789	Nil	Nil	Nil	Nil	Nil	Nil	Nil	2.3789
5	SUNIL KRISHNA KHAITAN	97500	2.0526	Nil	Nil	Nil	Nil	Nil	Nil	Nil	2.0526
6	VIDITA KHAITAN	62100	1.3074	Nil	Nil	Nil	Nil	Nil	Nil	Nil	1.3074
7	SHREEKRISHNA KHAITAN	52500	1.1053	Nil	Nil	Nil	Nil	Nil	Nil	Nil	1.1053
8	SARITA DADRIVAL	20000	.4211	Nil	Nil	Nil	Nil	Nil	Nil	Nil	.4211
9	SHREEKRISHNA KHAITAN	10750	.2263	Nil	Nil	Nil	Nil	Nil	Nil	Nil	.2263
Total :		774126	16.2974	Nil	Nil	Nil	Nil	Nil	Nil	Nil	16.2974

For KHAITAN (INDIA) LTD.


 Executive Director

1. Indian

c. Bodies Corporate

		Details of Shares held			Encumbered shares		Details of warrants		Details of convertible securities		Total Shares (including underlying shares assuming full conversion of warrants and convertible securities) as a % of diluted share capital
Sr No	Name of the Shareholder	No of Shares held	As a % of Grand Total (A)+(B)+(C)	No. (V)	As a % (VI)= (V)/ (III)*100	As a % of Grand Total (A)+(B)+(C) of sub clause (D)(a)	No of Warrants held	As a % of total no of warrants of the same class	No of convertible securities held	As a % of total no of convertible securities of the same class	(XII)
(I)	(II)	(III)	(IV)	(V)	(VI)*100	(VII)	(VIII)	(IX)	(X)	(XI)	(XII)
1	KHAITAN LEFIN LIMITED	1131561	23.8223		Nil	Nil	Nil	Nil	Nil	Nil	23.8223
2	KHAITAN HOTELS PVT. LTD.	555745	11.6999		Nil	Nil	Nil	Nil	Nil	Nil	11.6999
3	THE ORIENTAL MERCANTILE COMPANY LIMITED	398448	8.3884		Nil	Nil	Nil	Nil	Nil	Nil	8.3884
4	THE ORIENTAL MERCANTILE CO LTD	1750	.0368		Nil	Nil	Nil	Nil	Nil	Nil	.0368
Total :		2087504	43.9475		Nil	Nil	Nil	Nil	Nil	Nil	43.9475

For KHAITAN (INDIA) LTD




Executive Director



(I)(c)(i) Statement showing holding of securities (including shares, warrants, convertible securities) of persons belonging to the category 'Public' and holding more than 1% of the total no of shares

Sr No	Name of the Shareholder	Mo of Shares held	Details of warrants		Details of convertible securities		Total shares (including underlying shares assuming full conversion of warrants and of the same convertible securities) as a % of diluted share capital	
			Shares as a % of total no of shares (i.e., Grand Total (A)+(B)+(C) indicated in Statement at para (I) (a) above)	No of Warrants held	As a % of total no of Warrants of the same class	No of convertible securities held		% w.r.t total no of convertible securities of the same class
1	DELTA INTERNATIONAL LTD.	190000	4.0000	Nil	Nil	Nil	Nil	4.0000
2	PURVANCHAL LEASING LIMITED	82130	1.7291	Nil	Nil	Nil	Nil	1.7291
3	SEETHA KUMARI	55429	1.1669	Nil	Nil	Nil	Nil	1.1669
4	NATUREWEALTH DEVELOPMENT CORPORATION LIMITED	54000	1.1368	Nil	Nil	Nil	Nil	1.1368
Total		381559	8.0328	Nil	Nil	Nil	Nil	8.0328

For KHAITAN (INDIA) LTD


Executive Director

(I)(c)(ii) Statement showing holding of securities (including shares, warrants, convertible securities) of persons (together with PAC) belonging to the category 'Public' and holding more than 5% of the total no of shares of the company

Name(s) of the Shareholder(s) and the Persons Acting in Sr No Concert (PAC) with them	No of Shares (a) above	Details of warrants		Details of convertible securities		Total shares (including underlying shares assuming full conversion of warrants and convertible securities) as a % of diluted share capital
		Shares as a % of total no of shares (i.e., Grand Total (A)+(B)+(C) indicated in Statement at para (I)	No of Warrants	As a % of total no of Warrants of the same class	No of convertible securities held	
--- Nil ---						

For KHAIYAN (INDIA) LTD

[Signature]
Executive Director

[Handwritten mark]

SI #	Folio/CIID/DpId	Name of the Shareholder	No of Locked-in Shares	Locked-in shares as a % of total No of shares (i.e., Grand Total (A)+(B)+(C) indicated in Statement at para (I)(a) above)	Promoter/Promoter Group/ Public
------	-----------------	-------------------------	------------------------	---	------------------------------------

----- NIL -----

For KHAITAN (INDIA) LTD.



Executive Director

D

KHAITAN (INDIA) LIMITED

(II)(a) Statement showing details of Depository Receipts (DRs) as on 30/09/2015

Sl #	Type of Outstanding DR (ADRs, GDRs, SDRs, etc.)	No of outstanding DRs	No of Shares Underlying Outstanding DRs	Shares underlying outstanding DRs as a % of total No of Shares (i.e., Grand Total (A)+ (B)+(C) indicated in Statement at para (I)(a) above)
------	--	-----------------------------	--	---

--- Nil ---

For KHAITAN (INDIA) LTD


Executive Director




KHAITAN (INDIA) LIMITED

(II)(b) Statement showing holding of Depository Receipts (DRs), where underlying shares held by 'promoter/promoter group' are in excess of 1% of the total no of shares as on 30/09/2015

Sl # Name of the DR Holder	Type of Outstanding DR (ADRs, GDRs, SDRs, etc.)	No of Shares Underlying Outstanding DRs	Shares underlying outstanding DRs as a % of total No of Shares (i.e., Grand Total (A)+ (B)+(C) indicated in Statement at para (I)(a) above}
----------------------------	--	--	---

--- Nil ---

For KHAITAN (INDIA) LTD.


Executive Director



18. Public Shareholding

- No of Shares : 1888370
 - % of shareholding : 39.7552
-

19. Promoters and Promoter Group Shareholding

a) Pledged/Encumbered

- No of Shares : Nil
- % of shares : Nil
(as a % of the total shareholding
of promoter and promoter group)
- % of shares : Nil
(as a % of the total share capital
of the company)

b) Non-encumbered

- No of Shares : 2861630
 - % of shares : 100.0000
(as a % of the total shareholding
of promoter and promoter group)
 - % of shares : 60.2448
(as a % of the total share capital
of the company)
-

For KHAITAN (INDIA) LTD.



Executive Director

KHAITAN (INDIA) LIMITED

Physical / NSDL / CDSL Summary Report as on 30/09/2015

	Holders	Shares	% age
Physical :	1518	434912	9.1560
NSDL :	1063	4022269	84.6793
CDSL :	518	292819	6.1646
	3099	4750000	100.0000

For KHAITAN (INDIA) LTD



Executive Director

