

(1)(a) **Statement showing Shareholding Pattern**


Name of the Company: GTN TEXTILES LIMITED			
Scrip Code	: 532744		
Name of the scrip	: GTNTEX		
class of security:	: EQUITY		
Quarter ended: : 30TH SEPTEMBER, 2015			
Partly paid-up shares:-	No. of partly paid-up shares	As a % of total no. of partly paid-up Shares	As a % of total no. of shares of the company
Held by promoter/promoter group	NA	NA	NA
Held by public	NA	NA	NA
Total			
Outstanding convertible securities:-	No. of outstanding securities	As a % of total no. of outstanding convertible securities	As a % of total no. of shares of the company, assuming full conversion of the convertible securities
Held by promoter/promoter group	NA	NA	NA
Held by public	NA	NA	NA
Total			
Warrants:-	No. of warrants	As a % of total no. of warrants	As a % of total no. of shares of the company, assuming full conversion of Warrants
Held by promoter/promoter group	NA	NA	NA
Held by public	NA	NA	NA
Total			
Total paid-up capital of the company, assuming full conversion of warrants and convertible securities	11640478 Equity Shares of Rs.10/-each aggregating Rs.1164 lakhs		



Category Code	Category of Shareholder	No of Share-holders	Total number shares	Number of shares held in dematerialized form	Total shareholding as a percentage of total number of shares			Shares pledged or otherwise encumbered	
					As a percentage of (A+B)	As a percentage of (A+B+C)	No of Shares	As a percentage	
(i)	(ii)	(iii)	(iv)	(v)	(vi)	(vii)	(viii)	(ix)= (viii)/ (iv) *100	
(A)	Shareholding of Promoter and Promoter Group								
(1)	Indian								
(a)	Individuals/Hindu Undivided Family	14	5022089	5022089	43.14	43.14	NA	NA	
(b)	Central Government/State Government(s)								
(c)	Bodies Corporate	6	2228349	2228349	19.15	19.15	NA	NA	
(d)	Financial Institutions/Banks								
(e)	Any Other (specify)								
	Sub-Total (A) (1)	20	7250438	7250438	62.29	62.29	NA	NA	
(2)	Foreign								
(a)	Individuals (Non-Resident Individuals/Foreign Individuals)								
(b)	Bodies Corporate								
(c)	Institutions								
(d)	Any Other (specify)								
	Sub-Total (A) (2)								
	Total Shareholding of Promoter and Promoter Group (A)=(1)+(2)	20	7250438	7250438	62.29	62.29	NA	NA	



Category Code	Category of Shareholder	No of Share-holders	Total number shares	Number of shares held in dematerialized form	Total shareholding as a percentage of total number of shares			Shares pledged or otherwise encumbered
					As a percentage of (A+B) (vi)	As a percentage of (A+B+C) (vii)	No of Shares (viii)	
(i)	(ii)	(iii)	(iv)	(v)	(vi)	(vii)	(viii)	(ix)= (viii)/ (iv) *100
(B)	Public shareholding***							
(1)	Institutions							
(a)	Mutual Funds/UTI	8	1686	300	0.01	0.01	NA	NA
(b)	Financial Institutions/Banks	1	42		0.00	0.00	NA	NA
(c)	Central Government/State Government(s)							
(d)	Venture Capital Funds							
(e)	Insurance Companies	3	87377	87277	0.75	0.75	NA	NA
(f)	Foreign Institutional Investors	5	1900		0.02	0.02	NA	NA
(g)	Foreign Venture capital investors							
(h)	Qualified Foreign Investor							
(i)	Any Other (specify)							
	- Foreign Banks	1	800	800	0.01	0.01		
	Sub-Total (B)(1)	18	91805	88377	0.79	0.79	NA	NA
(2)	Non Institutions							
(a)	Bodies: Corporate	210	235378	223487	2.02	2.02	NA	NA
(b)	Individuals	23584	2783789	2298628	23.91	23.91	NA	NA
	i) Individual shareholders holding nominal share capital upto Rs. 1 lakh.							
	ii) Individual shareholders holding nominal share capital in excess of Rs. 1 lakh							
	Qualified Foreign Investor	39	1226939	1209239	10.54	10.54	NA	NA
(c)	Any other (specify)							
(d)	- Overseas Corporate Bodies	1	100	44817	0.00	0.00	NA	NA
	- Clearing Members	28	44817	200	0.39	0.39	NA	NA
	- Trusts	1	200	7012	0.00	0.00	NA	NA
	- NRI	23	7012		0.06	0.06	NA	NA
	Sub-total (B) (2)	23886	4298235	3783283	36.92	36.92	NA	NA




Category Code	Category of Shareholder	No of Shareholders	Total number shares	Number of shares held in dematerialized form	Total shareholding as a percentage of total number of shares			Shares pledged or otherwise encumbered	
					(i)	(ii)	(iii)	No of Shares	As a percentage
	(ii)	(iii)	(iv)	(v)	(vi)	(vii)	(viii)	(ix) = (viii) / (iv) * 100	
	Total Public Shareholding (B)=(1)+B(2)	23904	4390040	3871660	37.71	37.71	NA	NA	NA
	TOTAL (A)+(B)	23924	11640478	11122098	100.00	100.00	NA	NA	NA
(C)	Shares held by Custodians and against which Depository Receipts have been issued	N.A	N.A	N.A	N.A	N.A	N.A	N.A	N.A
(1)	Promoter and Promoter Group	N.A	N.A	N.A	N.A	N.A	N.A	N.A	N.A
(2)	Public	N.A	N.A	N.A	N.A	N.A	N.A	N.A	N.A
	GRAND TOTAL (A)+(B)+(C)	23924	11640478	11122098	100.00	100.00	N.A	N.A	N.A



(1) (b) Statement showing holding of securities (including shares, warrants, convertible securities) of persons belonging to the category "Promoter and Promoter Group"

S.No.	Name of the Shareholder	Details of Shares held		Encumbered shares(*)			Details of warrants		Details of convertible securities		Total shares (including shares underlying assuming conversion of warrants and convertible securities) as a % of diluted share capital
		No of shares held	As a % of grand total (A)+(B)+(C)	No.	As a percent age	As a % of grand total (A)+(B)+(C) of sub-clause (i)(a)	No of warrants held	As a % total number of warrants of the same class (IX)	Number of convertible securities held	As a % total number of convertible securities of the same class (XI)	
1	(II) Binod Kumar Patodia	1192868	10.25	NIL	NIL	NIL	NIL	NIL	NIL	NIL	10.25
2	Umang Patodia	280686	2.41	NIL	NIL	NIL	NIL	NIL	NIL	NIL	2.41
3	Ankur Patodia	7500	0.06	NIL	NIL	NIL	NIL	NIL	NIL	NIL	0.06
4	Prabha Patodia	384960	3.31	NIL	NIL	NIL	NIL	NIL	NIL	NIL	3.31
5	Mala Patodia	10000	0.09	NIL	NIL	NIL	NIL	NIL	NIL	NIL	0.09
6	Swati Patodia	10000	0.09	NIL	NIL	NIL	NIL	NIL	NIL	NIL	0.09
7	Binod Kumar Patodia HUF	1158880	9.96	NIL	NIL	NIL	NIL	NIL	NIL	NIL	9.96
8	M/s Beekaypee Credit P Ltd	726623	6.24	NIL	NIL	NIL	NIL	NIL	NIL	NIL	6.24
9	M/s Patodia Exports & Investments P Ltd	641720	5.51	NIL	NIL	NIL	NIL	NIL	NIL	NIL	5.51
10	M/s Umang Finance P Ltd	696946	5.99	NIL	NIL	NIL	NIL	NIL	NIL	NIL	5.99
11	Prabha Patodia	297458	2.55	NIL	NIL	NIL	NIL	NIL	NIL	NIL	2.55
12	Binod Kumar Patodia	2712	0.02	NIL	NIL	NIL	NIL	NIL	NIL	NIL	0.02
13	Umang Patodia	2446	0.02	NIL	NIL	NIL	NIL	NIL	NIL	NIL	0.02
14	Mala Patodia	147760	1.27	NIL	NIL	NIL	NIL	NIL	NIL	NIL	1.27
15	Beekaypee Credit P Ltd	95688	0.82	NIL	NIL	NIL	NIL	NIL	NIL	NIL	0.82
16	Umang Finance P Ltd	36106	0.31	NIL	NIL	NIL	NIL	NIL	NIL	NIL	0.31
17	Ankur Patodia	724831	6.23	NIL	NIL	NIL	NIL	NIL	NIL	NIL	6.23
18	Umang Patodia	551988	4.74	NIL	NIL	NIL	NIL	NIL	NIL	NIL	4.74
19	Swati Patodia	250000	2.15	NIL	NIL	NIL	NIL	NIL	NIL	NIL	2.15
20	M/s Patodia Exports & Investments P Ltd.	31266	0.27	NIL	NIL	NIL	NIL	NIL	NIL	NIL	0.27
	Total:	7250438	62.29								62.29




(1) (c) (i) Statement showing holding of securities (including shares, warrants, convertible securities) of persons belonging to the category "Public" and holding more than 1% of the total number of shares.

Sr.No.	Name of the shareholder	Number of shares Held	Shares as a percentage of total number of shares (i.e., Grand Total (A)+(B)+(C) indicated in Statement at para (I)(a) above)	Details of warrants		Details of convertible securities		Total shares (including underlying shares assuming full conversion of warrants and convertible securities) as a % of diluted share capital
				Number of warrants held	As a % total number of warrants of the same class	Number of convertible securities held	% w.r.t. total number of convertible securities of the same class	
01	Vandana Sehgal	240779	2.07	NIL	NIL	NIL	NIL	2.07
02	Jyoti Pandhi	117742	1.01	NIL	NIL	NIL	NIL	1.01
	Total:	358521	3.08					3.08

(1)(c)(ii) Statement showing holding of securities (including shares, warrants, convertible securities) of persons (together with PAC) belonging to the category "Public" and holding more than 5% of the total number of shares of the company.

Sr.No.	Name(s) of the shareholder(s) and the Persons Acting in Concert (PAC) with them	Number of shares	Shares as a percentage of total number of shares (i.e., Grand Total (A)+(B)+(C) indicated in Statement at para (I)(a) above)	Details of warrants		Details of convertible securities		Total shares (including underlying shares assuming full conversion of warrants and convertible securities) as a % of diluted share capital
				Number of warrants	As a % total number of warrants of the same class	Number of convertible securities held	% w.r.t. total number of convertible securities of the same class	
	NIL	NIL	NIL	NIL	NIL	NIL	NIL	NIL



(1) (d) Statement showing details of locked-in shares


Sr.No.	Name of the shareholder	Category of Shareholders (Promoters/Public)	Number of Locked-in Shares	Locked-in-Shares as a percentage of total number of shares (i.e., Grand Total (A)+(B)+(C) indicated in statement at para (1)(a) above
	Nil	Nil	Nil	Nil

(II) (a) Statement showing details of Depository Receipts(DRs)

Sr. No.	Type of outstanding DR (ADRs, GDRs, SDRs, etc.)	Number of outstanding DRs	Number of shares underlying outstanding DRs	Shares underlying outstanding DRs as a percentage of total number of shares (i.e., Grand Total (A)+(B)+(C)indicated in Statement at para (1)(a) above]
	Nil	Nil	Nil	Nil

(II) (b) Statement showing Holding of Depository Receipts (DRs), where underlying shares held by 'promoter/promoter group' are in excess of 1% of the total number of shares


Sr. No.	Name of the DR Holder	Type of outstanding DR (ADRs, GDRs, SDRs, etc.)	Number of shares underlying outstanding DRs	Shares underlying outstanding DRs as a percentage of total number of shares (i.e., Grand Total (A)+(B)+(C)indicated in Statement at para (1)(a) above]
	Nil	Nil	Nil	Nil



(III) (a) Statement showing the voting pattern of shareholders, if more than one class of shares/securities is issued by the issuer.
 (Give description of voting rights for each class of security.
 Class X:
 Class Y:
 Class Z:)

The company has issued only one class of equity shares, details as per 1(a).

Category code	Category of shareholder	Number of Voting Rights held in each class of securities			Total Voting Rights (III+IV+V)	Total Voting Rights i.e. (VI)	
		Class X	Class Y	Class Z		As a percentage of (A+B)	As a percentage of (A+B+C)
(I)	(II)	(III)	(IV)	(V)	(VI)	(VII)	(VIII)
(A)	Promoter and Promoter Group	NIL	NIL	NIL	NIL	NIL	NIL
(1)	Indian	NIL	NIL	NIL	NIL	NIL	NIL
(a)	Individuals/ Undivided Family	NIL	NIL	NIL	NIL	NIL	NIL
(b)	Central Government/ State Government(s)	NIL	NIL	NIL	NIL	NIL	NIL
(c)	Bodies Corporate	NIL	NIL	NIL	NIL	NIL	NIL
(d)	Financial Institutions/ Banks	NIL	NIL	NIL	NIL	NIL	NIL
(e)	Any Other (specify)	NIL	NIL	NIL	NIL	NIL	NIL
	Sub-Total (A)(1)						
(2)	Foreign	NIL	NIL	NIL	NIL	NIL	NIL
(a)	Individuals (Non-Resident Individuals/ Foreign Individuals)	NIL	NIL	NIL	NIL	NIL	NIL
(b)	Bodies Corporate	NIL	NIL	NIL	NIL	NIL	NIL
(c)	Institutions	NIL	NIL	NIL	NIL	NIL	NIL
(d)	Any Other (specify)	NIL	NIL	NIL	NIL	NIL	NIL
	Sub-Total (A)(2)						
	Total Shareholding of Promoter and Promoter Group (A) = (A)(1)+(A)(2)	NIL	NIL	NIL	NIL	NIL	NIL



For GTN TEXTILES LIMITED

[Signature]

E. K. BALAKRISHNAN
 Vice President (Corporate Affairs)
 & Company Secretary