


(1)(a) STATEMENT SHOWING SHAREHOLDING PATTERN IN CLAUSE-35


| | | | |
|---|-------------------------------|--|---|
| NAME OF THE COMPANY: PHOTON CAPITAL ADVISORS LIMITED | | | |
| SCRIP CODE: | 509084 | Name of the Scrip: | PHOTON |
| Class of Security: | | | |
| QUARTER ENDED: | 30/09/2015 | | |
| Partly paid-up shares | No. of partly paid-up shares | As a % of total no. of partly paid-up shares | As a % of total no. of shares of the Company. |
| Held by promoter/promoter group | 0 | 0 | 0 |
| Held by Public | 0 | 0 | 0 |
| Total: | 0 | 0 | 0 |
| Outstanding convertible securities: | No. of outstanding securities | As a % of total no. of outstanding convertible securities. | As a % of total no. of shares of the Company assuming full conversion of the convertible securities |
| Held by promoter/promoter group | 0 | 0 | 0 |
| Held by Public | 0 | 0 | 0 |
| Total: | 0 | 0 | 0 |
| Warrants: | No. of warrants | As a % of total no. of warrants | As a % of total no. of shares of the Company, assuming full conversion of warrants |
| Held by promoter/promoter group | 0 | 0 | 0 |
| Held by Public | 0 | 0 | 0 |
| Total: | 0 | 0 | 0 |
| Total paid-up capital of the Company, assuming full conversion of warrants and convertible securities | 1513694 | 0 | 100.00 |

Tejraj N. S. K.




| CATEGORY CODE | CATEGORY OF SHAREHOLDER | NO OF SHAREHOLDERS | TOTAL NUMBER OF SHARES | NO OF SHARES HELD IN DEMATERIALIZED FORM | TOTAL SHAREHOLDING AS A % OF TOTAL NO OF SHARES | | | SHARES PLEDGE OR OTHERWISE ENCUMBERED |
|---------------|--|--------------------|------------------------|--|---|----------------------------|------------------|---------------------------------------|
| | | | | | AS a PERCENTAGE of (A+B) | AS a PERCENTAGE of (A+B+C) | NUMBER OF SHARES | |
| (I) | (II) | (III) | (IV) | (V) | (VI) | (VII) | (VIII) | (IX) = (VIII)/(IV)*100 |
| (A) | PROMOTER AND PROMOTER GROUP | | | | | | | |
| (1) | INDIAN | | | | | | | |
| (a) | Individual /HUF | 3 | 984958 | 984958 | 65.07 | 65.07 | 0 | 0.00 |
| (b) | Central Government/State Government(s) | 0 | 0 | 0 | 0.00 | 0.00 | 0 | 0.00 |
| (c) | Bodies Corporate | 4 | 148631 | 148631 | 9.82 | 9.82 | 0 | 0.00 |
| (d) | Financial Institutions / Banks | 0 | 0 | 0 | 0.00 | 0.00 | 0 | 0.00 |
| (e) | Others | 0 | 0 | 0 | 0.00 | 0.00 | 0 | 0.00 |
| | Sub-Total A(1) : | 7 | 1133589 | 1133589 | 74.89 | 74.89 | 0 | 0.00 |
| (2) | FOREIGN | | | | | | | |
| (a) | Individuals (NRIs/Foreign Individuals) | 0 | 0 | 0 | 0.00 | 0.00 | 0 | 0.00 |
| (b) | Bodies Corporate | 0 | 0 | 0 | 0.00 | 0.00 | 0 | 0.00 |
| (c) | Institutions | 0 | 0 | 0 | 0.00 | 0.00 | 0 | 0.00 |
| (d) | Qualified Foreign Investor | 0 | 0 | 0 | 0.00 | 0.00 | 0 | 0.00 |
| (e) | Others | 0 | 0 | 0 | 0.00 | 0.00 | 0 | 0.00 |
| | Sub-Total A(2) : | 0 | 0 | 0 | 0.00 | 0.00 | 0 | 0.00 |
| | Total A=A(1)+A(2) | 7 | 1133589 | 1133589 | 74.89 | 74.89 | 0 | 0.00 |
| (B) | PUBLIC SHAREHOLDING | | | | | | | |
| (1) | INSTITUTIONS | | | | | | | |
| (a) | Mutual Funds /UTI | 0 | 0 | 0 | 0.00 | 0.00 | | |
| (b) | Financial Institutions /Banks | 0 | 0 | 0 | 0.00 | 0.00 | | |
| (c) | Central Government / State Government(s) | 0 | 0 | 0 | 0.00 | 0.00 | | |
| (d) | Venture Capital Funds | 0 | 0 | 0 | 0.00 | 0.00 | | |
| (e) | Insurance Companies | 0 | 0 | 0 | 0.00 | 0.00 | | |
| (f) | Foreign Institutional Investors | 0 | 0 | 0 | 0.00 | 0.00 | | |
| (g) | Foreign Venture Capital Investors | 0 | 0 | 0 | 0.00 | 0.00 | | |
| (h) | Qualified Foreign Investor | 0 | 0 | 0 | 0.00 | 0.00 | | |
| (i) | Others | 0 | 0 | 0 | 0.00 | 0.00 | | |
| | Sub-Total B(1) : | 0 | 0 | 0 | 0.00 | 0.00 | | |

Tejinder Singh





| CATEGORY CODE | CATEGORY OF SHAREHOLDER | NO OF SHAREHOLDERS | TOTAL NUMBER OF SHARES | NO OF SHARES HELD IN DEMATERIALIZED FORM | TOTAL SHAREHOLDING AS A % OF TOTAL NO OF SHARES | | SHARES PLEDGE OR OTHERWISE ENCUMBERED | AS a PERCENTAGE $(IX)-(VIII)/(IV)*100$ |
|---------------|---|--------------------|------------------------|--|---|----------------------------|---------------------------------------|---|
| | | | | | AS a PERCENTAGE of (A+B) | AS a PERCENTAGE of (A+B+C) | | |
| (1) | (ii) | | (iv) | (v) | (vi) | (vii) | (viii) | (ix)-(viii)/(iv)*100 |
| (2) | NON-INSTITUTIONS | | | | | | | |
| (a) | Bodies Corporate | 33 | 6374 | 2212 | 0.42 | 0.42 | | |
| (b) | Individuals | | | | | | | |
| | (i) Individuals holding nominal share capital upto Rs.1 lakh | 6631 | 373507 | 40622 | 24.68 | 24.68 | | |
| | (ii) Individuals holding nominal share capital in excess of Rs.1 lakh | 0 | 0 | 0 | 0.00 | 0.00 | | |
| (c) | Others | | | | | | | |
| | CLEARING MEMBERS | 1 | 32 | 32 | 0.00 | 0.00 | | |
| | NON RESIDENT INDIANS | 1 | 192 | 192 | 0.01 | 0.01 | | |
| (d) | Qualified Foreign Investor | 0 | 0 | 0 | 0.00 | 0.00 | | |
| | Sub-Total B(2) : | 6666 | 380105 | 43058 | 25.11 | 25.11 | | |
| | Total B=B(1)+B(2) : | 6666 | 380105 | 43058 | 25.11 | 25.11 | | |
| | Total (A+B) : | 6673 | 1513694 | 1176647 | 100.00 | 100.00 | | |
| (C) | Shares held by custodians, against which Depository Receipts have been issued | | | | | | | |
| (1) | Promoter and Promoter Group | 0 | 0 | 0 | 0.00 | 0.00 | | |
| (2) | Public | | | | | | | |
| | GRAND TOTAL (A+B+C) : | 6673 | 1513694 | 1176647 | 100.00 | 0.00 | 0 | 0.00 |

Deepak




| (i)(b) Statement showing holding of securities (including shares, warrants, convertible securities) of persons belonging to the category "Promoter and Promoter Group" | | | | | | | | | | | | | |
|--|---|--------------------------|--|-------------------|------------------------------------|--|--------------------------------|--|---|--|-----------------------------------|-------|--|
| Sr.No | Name of the Shareholder | Details of Shares held | | | Encumbered shares (*) | | | Details of Warrants | | | Details of convertible securities | | Total Shares (including underlying shares assuming full conversion of warrants and convertible securities) as a % of diluted share capital |
| | | No. of Shares held (iii) | As a % of grand total (A)+(B)+(C) (iv) | Pledge Shares (v) | AS a percentage (vi)=(v)/(iii)*100 | AS a % of grand total (A) + (B) + (C) of sub-clause (i)(a) (vii) | Number of warrants held (viii) | As a % total number of warrants of the same class (ix) | Number of convertible securities held (x) | As a % total number of convertible securities of the same class (xi) | (xii) | | |
| 1 | TEJASWY NANDURY | 499440 | 32.99 | 0 | 0.00 | 0.00 | 0 | 0.00 | 0 | 0.00 | 0 | 32.99 | |
| 2 | SOBHA RANI NANDURI | 467416 | 30.88 | 0 | 0.00 | 0.00 | 0 | 0.00 | 0 | 0.00 | 0 | 30.88 | |
| 3 | SOVER MANAGEMENT ASSOCIATES PVT LTD | 51144 | 3.38 | 0 | 0.00 | 0.00 | 0 | 0.00 | 0 | 0.00 | 0 | 3.38 | |
| 4 | NANDURY FINANCE AND INVESTMENTS PVT LTD | 47880 | 3.16 | 0 | 0.00 | 0.00 | 0 | 0.00 | 0 | 0.00 | 0 | 3.16 | |
| 5 | ALCHEMIST HR SERVICES PVT LTD | 40320 | 2.66 | 0 | 0.00 | 0.00 | 0 | 0.00 | 0 | 0.00 | 0 | 2.66 | |
| 6 | VENNELA NANDURY | 18102 | 1.20 | 0 | 0.00 | 0.00 | 0 | 0.00 | 0 | 0.00 | 0 | 1.20 | |
| 7 | HIFCO CONSUMER CREDIT PVT LTD | 9287 | 0.61 | 0 | 0.00 | 0.00 | 0 | 0.00 | 0 | 0.00 | 0 | 0.61 | |
| TOTAL : | | 1133589 | 74.89 | 0 | 0.00 | 0.00 | 0 | 0.00 | 0 | 0.00 | 0 | 74.89 | |


| (i)(c)(i) | Statement showing holding of securities (including shares, warrants, convertible securities) of persons belonging to the category "Public" and holding more than 1% of the total number of shares | | | | | | | | | |
|-----------|---|-----------------------|--|-------------------------|---|---------------------------------------|--|---|---|---|
| Sr.No. | Name of the shareholder | Number of shares held | Shares as a percentage of total number of shares (i.e., Grant total (A)+(B)+(C) indicated in Statement at para (i)(a) above) | Details of warrants | | | Details of convertible securities | | Total shares (including underlying shares assuming full conversion of warrants and convertible securities) as a % of diluted share capital) | |
| | | | | Number of warrants held | As a % total number of warrants of the same class | Number of convertible securities held | % w.r.t total number of convertible securities of the same class | | | |
| | TOTAL : | 0 | 0 | 0 | 0 | 0 | 0 | 0 | 0 | 0 |

Prakash



| (i)(c)(ii) | Statement showing holding of securities (including shares, warrants, convertible securities) of persons (together with PAC) belonging to the category "Public" and holding more than 5% of the total number of shares of the company | | | | | | | | | |
|------------|--|-----------------------|--|-------------------------|---|---------------------------------------|--|---|---|--|
| Sr.No. | Name(s) of the shareholder(s) and the Persons Acting in Concert (PAC) with them | Number of shares held | Shares as a percentage of total number of shares (i.e., Grant total (A)+(B)+(C) indicated in Statement at para (i)(a) above) | Details of warrants | | Details of convertible securities | | Total shares (including underlying shares assuming full conversion of warrants and convertible securities) as a % of diluted share capital) | | |
| | | | | Number of warrants held | As a % total number of warrants of the same class | Number of convertible securities held | % w.r.t total number of convertible securities of the same class | | | |
| TOTAL : | | | | | | | | | | |
| | | 0 | 0 | 0 | 0 | 0 | 0 | 0 | 0 | |

Tejinder Mehta




| STATEMENT SHOWING DETAILS OF LOCKED-IN SHARES" | | | |
|--|-------------------------|----------------------------|---|
| (i)(d) | | | |
| Sr.No. | Name of the shareholder | Number of locked-in shares | Locked-in shares as a (%) percentage of total number of shares (i.e, Grand Total (A)+(B)+(C) Indicated In Statement at para (i)(a) above) |
| | | | |
| | TOTAL : | 0 | 0 |

Tejraj N



| STATEMENT SHOWING DETAILS OF DEPOSITORY RECEIPTS (DRS) | | | |
|--|---|---------------------------|--|
| (ii)(a) | | | |
| Sr.No. | Type of outstanding DR (ADRS, GDRS, SDRS, etc.) | Number of outstanding DRS | Number of shares underlying outstanding DRS |
| | | | Shares underlying outstanding DRS as a percentage of total number of shares (i.e., Grand Total (A)+(B)+(C) indicated in Statement at Para(i)(a) above) |
| | TOTAL : | 0 | 0 |

Tejendra



| (ii)(b) | Statement showing Holding of Depository Receipts (DRs), where underlying shares held by "Promoter/Promoter group" are in excess of 1% of the total number shares. | | | |
|---------|---|---|---|--|
| Sr.No. | Name of the DR Holder | Type of outstanding DR (ADRs,GDRs,SDRs, etc.) | Number of shares underlying outstanding DRs | Shares underlying outstanding DRs as a percentage of total number of shares {i.e., Grand Total (A)+(B)+(C) indicated in Statement at para(i)(a) above} |
| | | | 0 | 0 |
| | TOTAL : | | 0 | 0 |

Prakash

