



(1)(a) STATEMENT SHOWING SHAREHOLDING PATTERN IN CLAUSE-35			
NAME OF THE COMPANY: MSP STEEL & POWER LIMITED		Name of the Scrip: MSP STEEL & POWER LIMITED	
SCRIP CODE:	532650		
Class of Security:	Equity		
QUARTER ENDED:	30/09/2015		
Partly paid-up shares	No. of partly paid-up shares	As a % of total no. of partly paid-up shares	As a % of total no. of shares of the Company.
Held by promoter/promoter group	0	0	0
Held by Public	0	0	0
<b>Total:</b>	<b>0</b>	<b>0</b>	<b>0</b>
Outstanding convertible securities:	No. of outstanding securities	As a % of total no. of outstanding convertible securities.	As a % of total no. of shares of the Company assuming full conversion of the convertible securities
Held by promoter/promoter group	0	0	0
Held by Public	0	0	0
<b>Total:</b>	<b>0</b>	<b>0</b>	<b>0</b>
Warrants:	No. of warrants	As a % of total no. of warrants	As a % of total no. of shares of the Company, assuming full conversion of warrants
Held by promoter/promoter group	0	0	0
Held by Public	0	0	0
<b>Total:</b>	<b>0</b>	<b>0</b>	<b>0</b>
Total paid-up capital of the Company, assuming full conversion of warrants and convertible securities	88100000	0	100.00

For MSP Steel & Power Limited  
  
 Company Secretary

CATEGORY CODE	CATEGORY OF SHAREHOLDER	NO OF SHAREHOLDERS (III)	TOTAL NUMBER OF SHARES (IV)	NO OF SHARES HELD IN DEMATERIALIZED FORM (V)	TOTAL SHAREHOLDING AS A % OF TOTAL NO OF SHARES		SHARES REDEEMED OR OTHERWISE ENCUMBERED*	
					AS a PERCENTAGE of (A+B)	AS a PERCENTAGE of (A+B+C)	NUMBER OF SHARES (VIII)	AS a PERCENTAGE of (VII)/(VII)*100
(A)	PROMOTER AND PROMOTER GROUP							
(a)	INDIAN	11	2303240	2303240	2.61	2.61	2023240	87.84
(b)	Individual /HUF	0	0	0	0.00	0.00	0	0.00
(c)	Central Government/State Government(s)	15	61040260	61040260	69.29	69.29	61040260	100.00
(d)	Bodies Corporate	0	0	0	0.00	0.00	0	0.00
(e)	Financial Institutions / Banks	0	0	0	0.00	0.00	0	0.00
(f)	Others	0	0	0	0.00	0.00	0	0.00
	Sub-Total A(1) :	26	63343500	63343500	71.90	71.90	63063500	99.56
(Z)	FOREIGN							
(a)	Individuals (NRI/foreign Individuals)	0	0	0	0.00	0.00	0	0.00
(b)	Bodies Corporate	0	0	0	0.00	0.00	0	0.00
(c)	Institutions	0	0	0	0.00	0.00	0	0.00
(d)	Qualified Foreign Investor	0	0	0	0.00	0.00	0	0.00
(e)	Others	0	0	0	0.00	0.00	0	0.00
	Sub-Total A(2) :	0	0	0	0.00	0.00	0	0.00
	Total A=A(1)+A(2)	26	63343500	63343500	71.90	71.90	63063500	99.56
(B)	PUBLIC SHAREHOLDING							
(1)	INSTITUTIONS							
(a)	Mutual Funds /UTI	0	0	0	0.00	0.00	0	0.00
(b)	Financial Institutions /Banks	1	254990	254990	0.29	0.29	0	0.00
(c)	Central Government / State Government(s)	0	0	0	0.00	0.00	0	0.00
(d)	Venture Capital Funds	0	0	0	0.00	0.00	0	0.00
(e)	Insurance Companies	0	0	0	0.00	0.00	0	0.00
(f)	Foreign Institutional Investors	0	0	0	0.00	0.00	0	0.00
(g)	Foreign Venture Capital Investors	0	0	0	0.00	0.00	0	0.00
(h)	Qualified Foreign Investor	0	0	0	0.00	0.00	0	0.00
(i)	Others	0	0	0	0.00	0.00	0	0.00
	Sub-Total B(1) :	1	254990	254990	0.29	0.29	0	0.00
(2)	NON-INSTITUTIONS							
(a)	Bodies Corporate	278	16839487	16839487	19.11	19.11	0	0.00
(b)	Individuals	10445	4817509	4805704	5.47	5.47	0	0.00
	(i) Individuals holding nominal share capital upto Rs.1 Lakh	86	2616033	2564633	2.97	2.97	0	0.00
	(ii) Individuals holding nominal share capital in excess of Rs.1 Lakh	9	6752	6752	0.01	0.01	0	0.00
(c)	CLEARING MEMBERS	109	221729	221729	0.25	0.25	0	0.00
(d)	NON RESIDENT INDIANS	0	0	0	0.00	0.00	0	0.00
	Qualified Foreign Investor	0	0	0	0.00	0.00	0	0.00
	Sub-Total B(2) :	10927	24501510	24438305	27.81	27.81	0	0.00
	Total B=B(1)+B(2) :	10928	24756500	24693295	28.10	28.10	0	0.00
	Total [A+B] :	10954	88100000	88036795	100.00	100.00	63063500	71.58
(C)	Shares held by custodians, against which Depository Receipts have been issued							
(1)	Promoter and Promoter Group	0	0	0	0.00	0.00	0	0.00
(2)	Public	0	0	0	0.00	0.00	0	0.00
	GRAND TOTAL (A+B+C) :	10954	88100000	88036795	100.00	100.00	63063500	71.58

\* The encumbered shares denotes the confirmed & unconfirmed pledge(i.e. 63063500 shares include 63214500 confirmed pledge & 7849000 unconfirmed pledge)

For MSP Steel & Power Limited  
  
Company Secretary

(I)(b) Statement showing holding of securities (including shares, warrants, convertible securities) of persons belonging to the category "Promoter and Promoter Group"

Sr.No	Name of the Shareholder	Details of Shares held		Encumbered shares (*)		Details of Warrants		Details of convertible securities		Total Shares (including underlying shares assuming full conversion of warrants and convertible securities) as a % of diluted share capital	
		No. of Shares held (III)	As a % of grand total (A)+(B)+(C) (IV)	Pledge Shares (V)	AS a percentage (VI)=(V)/(III)*100 (VII)	AS a % of grand total (A) + (B) + (C) of sub-clause (I)(e) (VII)	Number of warrants held (VIII)	As a % total number of warrants of the same class (IX)	Number of convertible securities held (X)		As a % total number of convertible securities of the same class (XI)
1	MSP SPONGE IRON LIMITED	24736500	28.08	24736500*	100.00	28.08	0	0.00	0	0.00	28.08
2	JADHUNIK GASES LTD.	5554000	6.30	5554000**	100.00	6.30	0	0.00	0	0.00	6.30
3	MSP INFOTECH PVT LTD	4430000	5.03	4430000*	100.00	5.03	0	0.00	0	0.00	5.03
4	IILEX PRIVATE LIMITED	4115000	4.67	4115000**	100.00	4.67	0	0.00	0	0.00	4.67
5	B S CONFIN PVT. LTD.	3530000	4.01	3530000##	100.00	4.01	0	0.00	0	0.00	4.01
6	HIGH TIME HOLDINGS PVT. LTD.	3025000	3.43	3025000*	100.00	3.43	0	0.00	0	0.00	3.43
7	MSP INFOTECH PVT. LTD.	2799760	3.18	2799760*	100.00	3.18	0	0.00	0	0.00	3.18
8	EMERALD TRADELINK PVT. LTD.	2500000	2.84	2500000#	100.00	2.84	0	0.00	0	0.00	2.84
9	RAJNATH VYAPAR PRIVATE LIMITED	2500000	2.84	2500000***	100.00	2.84	0	0.00	0	0.00	2.84
10	AA ESS TRADELINKS PVT. LTD.	1900000	2.16	1900000*	100.00	2.16	0	0.00	0	0.00	2.16
11	DEKO TRADING PVT. LTD.	1575000	1.79	1575000*	100.00	1.79	0	0.00	0	0.00	1.79
12	K. C. TEXOFINE PVT. LTD.	1215000	1.38	1215000#	100.00	1.38	0	0.00	0	0.00	1.38
13	SIKHAR COMMOTRADE PVT.LTD.	1160000	1.32	1160000#	100.00	1.32	0	0.00	0	0.00	1.32
14	RAJ SECURITIES LTD.	1000000	1.14	1000000*	100.00	1.14	0	0.00	0	0.00	1.14
15	LARIGO INVESTMENT PRIVATE LIMITED	1000000	1.14	1000000#	100.00	1.14	0	0.00	0	0.00	1.14
16	KIRAN AGRAWAL	486000	0.55	486000*	100.00	0.55	0	0.00	0	0.00	0.55
17	NISHA AGRAWAL	336500	0.38	336500*	100.00	0.38	0	0.00	0	0.00	0.38
18	MANISH AGRAWAL	309000	0.35	309000*	100.00	0.35	0	0.00	0	0.00	0.35
19	PRANAY AGRAWAL	306000	0.35	306000*	100.00	0.35	0	0.00	0	0.00	0.35
20	SAKET AGRAWAL	204000	0.23	204000*	100.00	0.23	0	0.00	0	0.00	0.23
21	PURAN MAL AGRAWAL	186620	0.21	186620*	100.00	0.21	0	0.00	0	0.00	0.21
22	ANYA AGRAWAL	170000	0.19	0	0.00	0.00	0	0.00	0	0.00	0.19
23	SURESH KUMAR AGRAWAL	141000	0.16	141000*	100.00	0.16	0	0.00	0	0.00	0.16
24	ARAV AGRAWAL	110000	0.12	0	0.00	0.00	0	0.00	0	0.00	0.12
25	PURAN MAL AGRAWAL	29000	0.03	29000*	100.00	0.03	0	0.00	0	0.00	0.03
26	SURESH KUMAR AGRAWAL	25120	0.03	25120*	100.00	0.03	0	0.00	0	0.00	0.03
	<b>TOTAL :</b>	<b>63343500</b>	<b>71.90</b>	<b>63063500</b>	<b>99.56</b>	<b>71.58</b>	<b>0</b>	<b>0.00</b>	<b>0</b>	<b>0.00</b>	<b>71.90</b>

\* Pledge shares are confirmed


\*\* 5554000 Pledge shares include 4354000 unconfirmed pledge

\*\*\* 2500000 Pledge shares include 2315000 unconfirmed pledge

# Pledge shares are unconfirmed


## 3530000 Pledge shares include 2280000 unconfirmed pledge

For MSP Steel & Power Limited

  
Company Secretary


(f)(i)(i) Statement showing holding of securities (including shares, warrants, convertible securities) of persons belonging to the category "Public" and holding more than 1% of the total number of shares						
Sr.No.	Name of the shareholder	Number of shares held	Shares as a percentage of total number of shares (i.e., Grant total (A)+(B)+(C) (f)(i) above)	Details of warrants		Total shares (including underlying shares assuming full conversion of warrants and convertible securities) as a % of diluted share capital
				Number of warrants held	As a % total number of warrants of the same class	
				Number of convertible securities held	% w.r.t total number of convertible securities of the same class	
1	ANUBHAV VINCOM PRIVATE LIMITED	3500000	3.97	0	0.00	3.97
2	PANCHWATI AGENCIES PRIVATE LIMITED	3500000	3.97	0	0.00	3.97
3	S. K. FINTEX PRIVATE LIMITED	1632171	1.85	0	0.00	1.85
4	SAMBHAV MERCANTILES PVT. LTD.	1544000	1.75	0	0.00	1.75
5	MOHIT VYAPAAR PVT. LTD.	1488940	1.69	0	0.00	1.69
6	RAVI BUSINESS SERVICES PVT. LTD.	1020449	1.16	0	0.00	1.16
<b>TOTAL :</b>				<b>12685560</b>	<b>0</b>	<b>14.40</b>

For MSP Steel & Power Limited

  
Company Secretary


(f)(c)(ii) Statement showing holding of securities (including shares, warrants, convertible securities) of persons (together with PAC) belonging to the category "Public" and holding more than 5% of the total sum						
Sr.No.	Name(s) of the shareholder(s) and the Persons Acting in Concert (PAC) with them	Number of shares held	Shares as a percentage of total number of shares {i.e., Grant total (A)-(B)-(C) indicated in Statement at para (f)(a) above}	Details of warrants		Total shares (including underlying shares assuming full conversion of warrants and convertible securities) as a % of diluted share capital)
				Number of warrants held	As a % total number of warrants of the same class	
				Details of convertible securities		
				Number of convertible securities held	% w.r.t total number of convertible securities of the same class	
TOTAL :				0	0	0

For MSP Steel & Power Limited

  
Company Secretary

STATEMENT SHOWING DETAILS OF LOCKED-IN SHARES"				
(i)(d)				
Sr.No.	Name of the shareholder	Number of locked-in shares	Locked-in shares as a (%) percentage of total number of shares (i.e, Grand Total (A)+(B)+(C) Indicated in Statement at para (i)(a) above}	Promoter/Promoter Group/Public
1	IILEX PRIVATE LIMITED	4115000	4.67	PROMOTER/PROMOTER GROUP
2	EMERALD TRADELINK PVT. LTD.	2500000	2.84	PROMOTER/PROMOTER GROUP
3	RAJNATH VYAPAAR PRIVATE LIMITED	2315000	2.63	PROMOTER/PROMOTER GROUP
4	HIGH TIME HOLDINGS PVT. LTD.	1500000	1.70	PROMOTER/PROMOTER GROUP
	<b>TOTAL :</b>	<b>10430000</b>	<b>11.84</b>	

For MSP Steel & Power Limited

  
Company Secretary


STATEMENT SHOWING DETAILS OF DEPOSITORY RECEIPTS (DRS)			
(II)(a)			
Sr.No.	Type of outstanding DR (ADRs,GDRs,SDRs,etc.)	Number of outstanding DRS	Number of shares underlying outstanding DRS
		0	0
<b>TOTAL :</b>		<b>0</b>	<b>0</b>
			Shares underlying outstanding DRS as a percentage of total number of shares {i.e., Grand Total (A)+(B)+(C) indicated in Statement at Para(I)(a) above}

For MSP Steel & Power Limited

  
Company Secretary

Statement showing Holding of Depository Receipts (DRs), where underlying shares held by "Promoter/Promoter group" are in excess of 1% of the total number shares.				
(II)(b)				
Sr.No.	Name of the DR Holder	Type of outstanding DR (ADRs, GDRs, SDRs, etc.)	Number of shares underlying outstanding DRs	Shares underlying outstanding DRs as a percentage of total number of shares (i.e., Grand Total (A)+(B)+(C) indicated in Statement at para(I)(a) above}
	<b>TOTAL :</b>		<b>0</b>	<b>0</b>

For MSP Steel & Power Limited

  
Company Secretary