

Introductory sub-table (i)(a)


|   |  |   |          |
|---|--|---|----------|
| Name of the Company:  |  | JINDAL WORLDWIDE LIMITED                                  |          |
| Scrip Code, Name of the scrip, class of security:   |  | ASE 28538   |          |
|   |  | BSE 531643  |          |
|   |  | NSE:JINDWORLD   |          |
| Quarter ended:  |  | 30th September, 2016                                      |          |
| Partly paid-up shares:-   |  | As a % of total no. of partly paid-up shares              |          |
| Held by promoter/promoter group   |  | 0   |          |
| Held by public  |  | 0   |          |
| Total   |  | 0   |          |
| Outstanding convertible securities:-  |  | As a % of total no. of outstanding convertible securities |          |
| Held by promoter/promoter group   |  | 0   |          |
| Held by public  |  | 0   |          |
| Total   |  | 0   |          |
| Warrants:-  |  | As a % of total no. of warrants                           |          |
| Held by promoter/promoter group   |  | 0   |          |
| Held by public  |  | 0   |          |
| Total   |  | 0   |          |
| Total paid-up capital of the company, assuming full conversion of warrants and convertible securities |  | 20052040  | 20052040 |





| Statement Showing Shareholding Pattern |   |                        |                        |  |  |                            |                |  |                 |
|--|---|------------------------|------------------------|--|--|----------------------------|----------------|--|-----------------|
| Table (I)(a)                           |   |                        |                        |  |  |                            |                |  |                 |
| Category code                          | Category of Shareholder   | Number of Shareholders | Total number of shares | Number of shares held in dematerialized form | Total shareholding as a percentage of total number of shares |                            |                | Shares Pledged or otherwise encumbered | As a percentage |
|  | (II)  | (III)                  | (IV)                   | (V)  | As a percentage of (A+B) <sup>1</sup>                        | As a percentage of (A+B+C) | (VIII)         | (IX)= (VIII)/(IV)*100                  |                 |
| <b>1</b>                               | <b>Shareholding of Promoter and Promoter Group<sup>2</sup></b>              |                        |                        |  |  |                            |                |  |                 |
| (a)                                    | Indian  |                        |                        |  |  |                            |                |  |                 |
| (b)                                    | Individuals/ Hindu Undivided Family   | 9                      | 11266440               | 11266440                                     | 56.19  | 56.19                      | 1600700        | 14.21                                  |                 |
| (c)                                    | Central Government/ State Government(s)                                     | 0                      | 0                      | 0  | 0.00   | 0.00                       | 0              | 0                                      |                 |
| (d)                                    | Bodies Corporate  | 0                      | 0                      | 0  | 0.00   | 0.00                       | 0              | 0                                      |                 |
| (e)                                    | Financial Institutions/ Banks   | 0                      | 0                      | 0  | 0.00   | 0.00                       | 0              | 0                                      |                 |
|  | Any Others(Specify)   | 0                      | 0                      | 0  | 0.00   | 0.00                       | 0              | 0                                      |                 |
|  | <b>Sub Total(A)(1)</b>  | <b>9</b>               | <b>11266440</b>        | <b>11266440</b>                              | <b>56.19</b>   | <b>56.19</b>               | <b>1600700</b> | <b>14.21</b>                           |                 |
| <b>2</b>                               | <b>Foreign</b>  |                        |                        |  |  |                            |                |  |                 |
| a                                      | Individuals (Non-Residents Individuals/ Foreign Individuals)                | 0                      | 0                      | 0  | 0.00   | 0.00                       | 0              | 0                                      |                 |
| b                                      | Bodies Corporate  | 0                      | 0                      | 0  | 0.00   | 0.00                       | 0              | 0                                      |                 |
| c                                      | Institutions  | 0                      | 0                      | 0  | 0.00   | 0.00                       | 0              | 0                                      |                 |
| d                                      | Qualified Foreign Investor  | 0                      | 0                      | 0  | 0.00   | 0.00                       | 0              | 0                                      |                 |
| e                                      | Any Others(Specify)   | 0                      | 0                      | 0  | 0.00   | 0.00                       | 0              | 0                                      |                 |
|  | <b>Sub Total(A)(2)</b>  | <b>0</b>               | <b>0</b>               | <b>0</b>                                     | <b>0.00</b>  | <b>0.00</b>                | <b>0</b>       | <b>0</b>                               |                 |
|  | <b>Total Shareholding of Promoter and Promoter Group (A)= (A)(1)+(A)(2)</b> | <b>9</b>               | <b>11266440</b>        | <b>11266440</b>                              | <b>56.19</b>   | <b>56.19</b>               | <b>1600700</b> | <b>14.21</b>                           |                 |

|  |   |             |                 |          |                 |          |               |               |             |                |
|--|---|-------------|-----------------|----------|-----------------|----------|---------------|---------------|-------------|----------------|
| <b>(B) Public shareholding</b>   |   |             |                 |          |                 |          |               |               |             |                |
| <b>I Institutions</b>  |   |             |                 |          |                 |          |               |               |             |                |
| (a)  | Mutual Funds/ UTI                       | 0           | 0               | 0        | 0               | 0        | 0.00          | 0.00          | 0.00        | NA             |
| (b)  | Financial Institutions / Banks          | 0           | 0               | 0        | 0               | 0        | 0.00          | 0.00          | 0.00        | NA             |
| (c)  | Central Government/ State Government(s) |             |                 |          |                 |          |               |               |             |                |
| (d)  | Venture Capital Funds                   | 0           | 0               | 0        | 0               | 0        | 0.00          | 0.00          | 0.00        | NA             |
| (e)  | Insurance Companies                     | 0           | 0               | 0        | 0               | 0        | 0.00          | 0.00          | 0.00        | NA             |
| (f)  | Foreign Institutional Investors         | 0           | 0               | 0        | 0               | 0        | 0.00          | 0.00          | 0.00        | NA             |
| (g)  | Foreign Venture Capital Investors       | 0           | 0               | 0        | 0               | 0        | 0.00          | 0.00          | 0.00        | NA             |
| (h)  | Qualified Foreign Investor              | 0           | 0               | 0        | 0               | 0        | 0.00          | 0.00          | 0.00        | NA             |
| (i)  | Any Other (specify)                     | 0           | 0               | 0        | 0               | 0        | 0.00          | 0.00          | 0.00        | NA             |
|  |   |             |                 |          |                 |          |               |               |             |                |
|  | <b>Sub-Total (B)(I)</b>                 | <b>0</b>    | <b>0</b>        | <b>0</b> | <b>0</b>        | <b>0</b> | <b>0.00</b>   | <b>0.00</b>   | <b>0.00</b> | <b>NA</b>      |
| <b>B.2 Non-institutions</b>  |   |             |                 |          |                 |          |               |               |             |                |
| (a)  | Bodies Corporate                        | 84          | 4219773         |          | 4219773         |          | 21.04         | 21.04         |             | NA             |
| (b)  | Individuals                             |             |                 |          |                 |          |               |               |             |                |
| Individuals - i. Individual shareholders holding nominal share capital up to Rs 1 lakh           |   |             |                 |          |                 |          |               |               |             |                |
| I  |   | 1276        | 280745          |          | 267314          |          | 1.40          | 1.40          |             | NA             |
| Individuals - ii. Individual shareholders holding nominal share capital in excess of Rs. 1 lakh. |   |             |                 |          |                 |          |               |               |             |                |
| (c)  | Qualified Foreign Investor              | 13          | 4252078         |          | 3988878         |          | 21.21         | 21.21         |             | NA             |
| (d)  | Any Other (specify)                     | 0           | 0               |          | 0               |          | 0.00          | 0.00          |             | NA             |
| Non Resident Individuals   |   |             |                 |          |                 |          |               |               |             |                |
| (d-i)  | HUF                                     | 13          | 1660            |          | 1660            |          | 0.01          | 0.01          |             | NA             |
| (d-ii)   | Clearing Members                        | 52          | 27497           |          | 27497           |          | 0.14          | 0.14          |             | NA             |
| (d-iii)  | Sub-Total (B)(2)                        | 18          | 3847            |          | 3847            |          | 0.02          | 0.02          |             | NA             |
|  |   | <b>1456</b> | <b>8785600</b>  |          | <b>8508969</b>  |          | <b>43.81</b>  | <b>43.81</b>  |             | <b>NA</b>      |
| <b>Total Public Shareholding (B)= (B)(I)+(B)(2)</b>  |   |             |                 |          |                 |          |               |               |             |                |
|  |   | <b>1456</b> | <b>8785600</b>  |          | <b>8508969</b>  |          | <b>43.81</b>  | <b>43.81</b>  |             | <b>NA</b>      |
| <b>TOTAL (A)+(B)</b>   |   |             |                 |          |                 |          |               |               |             |                |
|  |   | <b>1465</b> | <b>20052040</b> |          | <b>19775409</b> |          | <b>100.00</b> | <b>100.00</b> |             | <b>1600700</b> |
|  |   |             |                 |          |                 |          |               |               |             | <b>7.98</b>    |



| (C) | Shares held by Custodians and against which Depository Receipts have been issued |             |                 |                 |          |               |                |             |   |   |   |   |      |
|-----|--|-------------|-----------------|-----------------|----------|---------------|----------------|-------------|---|---|---|---|------|
| 1   | Promoter and Promoter Group  | 0           | 0               | 0               | 0        | 0             | 0              | 0           | 0 | 0 | 0 | 0 | 0.00 |
| 2   | Public   | 0           | 0               | 0               | 0        | 0             | 0              | 0           | 0 | 0 | 0 | 0 | 0    |
|     | Sub-Total (C)  | 0           | 0               | 0               | 0        | 0             | 0              | 0           | 0 | 0 | 0 | 0 | 0    |
|     | <b>GRAND TOTAL (A)+(B)+(C)</b>   | <b>1465</b> | <b>20052040</b> | <b>19775409</b> | <b>-</b> | <b>100.00</b> | <b>1600700</b> | <b>7.98</b> |   |   |   |   |      |



| Sr.No | Notes |
|-------|-------|
| 1     |       |
| 2     |       |
| 3     |       |
| 4     |       |
| 5     |       |
| 6     |       |
| 7     |       |
| 8     |       |
| 9     |       |



**(IXb) Statement showing holding of securities (including shares, warrants, convertible securities) of persons belonging to the category "Promoter and Promoter Group"**

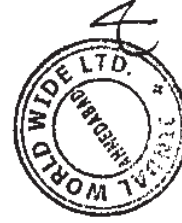
| Sr. No.      | Name of the shareholder | Details of Shares held |                                       | Encumbered shares (*) |                                       |  | Details of warrants     |   | Details of convertible securities     |   | Total shares (including underlying shares assuming full conversion of warrants and convertible securities) as a % of diluted share capital |
|--------------|-------------------------|------------------------|---------------------------------------|-----------------------|---------------------------------------|--|-------------------------|---|---------------------------------------|---|--|
|              |                         | Number of shares held  | As a % of grand total (A) + (B) + (C) | No.                   | As a percentage (V) = (V)/(III) * 100 | As a % of grand total (A) + (B) + (C) of sub-clause (I)(a) | Number of warrants held | As a % total number of warrants of the same class | Number of convertible securities held | As a % total number of convertible securities of the same class |  |
|              | (II)                    | (III)                  | (IV)                                  | (V)                   | (VI)                                  | (VII)  | (IX)                    | (X)   | (XI)                                  | (XII)   |  |
| 1            | Sarabatevi Agrawal      | 19240                  | 0.10                                  | 0                     | 0.00                                  | 0.00   | 0                       | 0.00  | 0                                     | 0.00  | 0.10   |
| 2            | Dr. Yamunadutt Agrawal  | 2618000                | 13.06                                 | 959300                | 36.64                                 | 4.78   | 0                       | 0.00  | 0                                     | 0.00  | 13.06  |
| 3            | Jitendra T. Agrawal     | 748000                 | 3.73                                  | 0                     | 0.00                                  | 0.00   | 0                       | 0.00  | 0                                     | 0.00  | 3.73   |
| 4            | Kaushal Agrawal         | 2000000                | 9.97                                  | 0                     | 0.00                                  | 0.00   | 0                       | 0.00  | 0                                     | 0.00  | 9.97   |
| 5            | Amit Yamunadutt Agrawal | 2860000                | 14.26                                 | 641400                | 22.43                                 | 3.20   | 0                       | 0.00  | 0                                     | 0.00  | 14.26  |
| 6            | Madhulika Agrawal       | 3002800                | 14.98                                 | 0                     | 0.00                                  | 0.00   | 0                       | 0.00  | 0                                     | 0.00  | 14.98  |
| 7            | Indu Radheshyam Agrawal | 18400                  | 0.09                                  | 0                     | 0.00                                  | 0.00   | 0                       | 0.00  | 0                                     | 0.00  | 0.09   |
| <b>TOTAL</b> |                         | <b>11266440</b>        | <b>56.19</b>                          | <b>1600700</b>        | <b>14.21</b>                          | <b>7.98</b>  | <b>0</b>                | <b>0</b>  | <b>0</b>                              | <b>0</b>  | <b>56.19</b>   |

(\*) The term "encumbrance" has the same meaning as assigned to it in regulation 28(3) of the SAST Regulations, 2011




**(D)(c)(f) Statement showing holding of securities (including shares, warrants, convertible securities) of persons belonging to the category "Public" and holding more than 1% of the total number of shares**

| Sr. No.      | Name of the shareholder            | Number of shares held | Shares as a percentage of total number of shares (i.e., Grand Total (A)+(B)+(C) indicated in Statement at para (D)(a) above) | Details of warrants     |   | Details of convertible securities     |  | Total shares (including underlying shares assuming full conversion of warrants and convertible securities) as a % of diluted share capital |
|--------------|------------------------------------|-----------------------|--|-------------------------|---|---------------------------------------|--|--|
|              |                                    |                       |  | Number of warrants held | As a % total number of warrants of the same class | Number of convertible securities held | % w.r.t total number of convertible securities of the same class |  |
| 1            | Kailash Agrawal                    | 745600                | 3.72   | 0                       | 0   | 0                                     | 0  | 3.72   |
| 2            | Saroj Agrawal                      | 3000000               | 14.96  | 0                       | 0   | 0                                     | 0  | 14.96  |
| 3            | Shrinathji Dye Chem Export Pvt Ltd | 646900                | 3.23   | 0                       | 0   | 0                                     | 0  | 3.23   |
| 4            | Amitara Industries Limited         | 2075330               | 10.35  | 0                       | 0   | 0                                     | 0  | 10.35  |
| 5            | Snehal Overseas Pvt Ltd            | 1059446               | 5.28   | 0                       | 0   | 0                                     | 0  | 5.28   |
| <b>TOTAL</b> |                                    | <b>7527276</b>        | <b>37.54</b>   | <b>0</b>                | <b>0</b>  | <b>0</b>                              | <b>0</b>   | <b>37.54</b>   |



**Statement showing holding of securities (including shares, warrants, convertible securities) of persons (together with PAC) belonging to the category "Public" and holding more than 5% of the total number of shares of the company**

| Sr. No.      | Name(s) of the shareholder(s) and the Persons Acting in Concert (PAC) with them | Number of shares | Shares as a percentage of total number of shares {i.e., Grand Total (A)+(B)+(C) indicated in Statement at para (D)(a) above} | Details of warrants |   |                                       | Details of convertible securities                                |              | Total shares (including underlying shares assuming full conversion of warrants and convertible securities) as a % of diluted share capital |
|--------------|---|------------------|--|---------------------|---|---------------------------------------|--|--------------|--|
|              |   |                  |  | Number of warrants  | As a % total number of warrants of the same class | Number of convertible securities held | % w.r.t total number of convertible securities of the same class |              |  |
| 1            | Saroj Agrawal   | 3000000          | 14.96  | 0                   | 0   | 0                                     | 0  | 14.96        |  |
| 2            | Amitara Industries Ltd  | 2075330          | 10.35  | 0                   | 0   | 0                                     | 0  | 10.35        |  |
| 3            | Snehal Overseas Pvt Ltd.  | 1059446          | 5.28   | 0                   | 0   | 0                                     | 0  | 5.28         |  |
| <b>TOTAL</b> |   | <b>6134776</b>   | <b>30.59</b>   | <b>0</b>            | <b>0</b>  | <b>0</b>                              | <b>0</b>   | <b>30.59</b> |  |





**(D)(d) Statement showing details of locked-in shares**

| Sr. No.      | Name of the shareholder | Number of locked-in shares | Locked-in shares as a percentage of total number of shares (i.e., Grand Total (A)+(B)+(C) indicated in Statement at para (D)(a) above) |
|--------------|-------------------------|----------------------------|--|
| 1            |                         |                            |  |
| 2            | Nil                     | Nil                        | Nil  |
| 3            |                         |                            |  |
| 4            |                         |                            |  |
| 5            |                         |                            |  |
| 6            |                         |                            |  |
| 7            |                         |                            |  |
| 8            |                         |                            |  |
| 9            |                         |                            |  |
| <b>TOTAL</b> |                         | <b>0</b>                   |  |



**(II)(a) Statement showing details of Depository Receipts (DRs)**

| Sr. No.      | Type of outstanding DR<br>(ADRs, GDRs, SDRs, etc.) | Number of outstanding<br>DRs | Number of shares<br>underlying outstanding DRs | Shares underlying outstanding DRs<br>as a percentage of total number of<br>shares {i.e., Grand Total (A)+(B)+(C)<br>indicated in Statement at para (I)(a)<br>above} |
|--------------|--|------------------------------|--|---|
| 1            |  |                              |  |   |
| 2            | Nil  | Nil                          | Nil  | Nil   |
| 3            |  |                              |  |   |
| 4            |  |                              |  |   |
| 5            |  |                              |  |   |
| 6            |  |                              |  |   |
| 7            |  |                              |  |   |
| 8            |  |                              |  |   |
| 9            |  |                              |  |   |
|              |  |                              |  |   |
|              |  |                              |  |   |
|              |  |                              |  |   |
| <b>TOTAL</b> |  | <b>0</b>                     | <b>0</b>                                       | <b>0.00</b>   |



