




# ION EXCHANGE

Refreshing the Planet


Introductory sub-table (I)(a)

Name of the Company: ION EXCHANGE (INDIA) LIMITED			
Scrip Code, Name of the scrip, class of security: 500214, IONEX, EQUITY			
Quarter ended: 30th September, 2015			
Partly paid-up shares:-	No. of partly paid-up shares	As a % of total no. of partly paid-up shares	As a % of total no. of shares of the company
Held by promoter/promoter group	0	0	0
Held by public	0	0	0
<b>Total - D</b>	<b>0</b>	<b>0</b>	<b>0</b>
Outstanding convertible securities:-	No. of outstanding securities	As a % of total no. of outstanding convertible securities	As a % of total no. of shares of the company, assuming full conversion of the convertible securities
Held by promoter/promoter group	0	0	0
Held by public	0	0	0
<b>Total - E</b>	<b>0</b>	<b>0</b>	<b>0</b>
Warrants:-	No. of warrants	As a % of total no. of warrants	As a % of total no. of shares of the company, assuming full conversion of warrants
Held by promoter/promoter group	0	0	0
Held by public	0	0	0
<b>Total - F</b>	<b>0</b>	<b>0</b>	<b>0</b>
<b>Total paid-up capital of the company, assuming full conversion of warrants and convertible securities</b>	<b>14532159</b>		<b>100</b>





Statement Showing Shareholding Pattern								
Category code	Category of Shareholder	Number of Shareholders	Table (I)(a)		Total shareholding as a percentage of total number of shares		Shares Pledged or otherwise encumbered	
			Total number of shares	Number of shares held in dematerialized form	As a percentage of (A+B) <sup>1</sup>	As a percentage of (A+B+C)	Number of shares	As a percentage
(I)	(II)	(III)	(IV)	(V)	(VI)	(VII)	(VIII)	X) = (VIII)/(IV)*100
<b>(A)</b>	<b>Shareholding of Promoter and Promoter Group<sup>2</sup></b>							
<b>1</b>	<b>Indian</b>							
(a)	Individuals/ Hindu Undivided Family	12	3297917	3297917	22.69	22.69	0	0.00
(b)	Central Government/ State Government(s)	0	0	0	0.00	0.00	0	0.00
(c)	Bodies Corporate	3	488296	253803	3.36	3.36	0	0.00
(d)	Financial Institutions/ Banks	0	0	0	0.00	0.00	0	0.00
(e)	Any Others – Trust	108	2672514	122500	18.39	18.39	0	0.00
	<b>Sub Total(A)(1)</b>	<b>123</b>	<b>6458727</b>	<b>3674220</b>	<b>44.44</b>	<b>44.44</b>	<b>0</b>	<b>0.00</b>
<b>2</b>	<b>Foreign</b>							
a	Individuals (Non-Residents Individuals)	0	0	0	0.00	0.00	0	0.00
b	Bodies Corporate	0	0	0	0.00	0.00	0	0.00
c	Institutions	0	0	0	0.00	0.00	0	0.00
d	Any Others(Specify)	0	0	0	0.00	0.00	0	0.00
	<b>Sub Total(A)(2)</b>	<b>0</b>	<b>0</b>	<b>0</b>	<b>0.00</b>	<b>0.00</b>	<b>0</b>	<b>0.00</b>
	<b>Total Shareholding of Promoter and Promoter Group (A)= (A)(1)+(A)(2)</b>	<b>123</b>	<b>6458727</b>	<b>3674220</b>	<b>44.44</b>	<b>44.44</b>	<b>0</b>	<b>0.00</b>
<b>(B)</b>	<b>Public shareholding</b>							
<b>1</b>	<b>Institutions</b>							
(a)	Mutual Funds/ UTI	13	5234	50	0.04	0.04		
(b)	Financial Institutions' Banks	4	277	183	0.00	0.00		
(c)	Central Government/ State Government(s)	0	0	0	0.00	0.00		
(d)	Venture Capital Funds	0	0	0	0.00	0.00		
(e)	Insurance Companies	1	166230	166230	1.14	1.14		
(f)	Foreign Institutional Investor:	1	50	0	0.00	0.00		
(g)	Foreign Venture Capital Investor:	0	0	0	0.00	0.00		
(h)	Any Other (specify)				0.00	0.00		
	<b>Sub-Total (B)(1)</b>	<b>19</b>	<b>171791</b>	<b>166463</b>	<b>1.18</b>	<b>1.18</b>		
<b>B 2</b>	<b>Non-institutions</b>							
(a)	Bodies Corporate	274	1189687	1177177	8.19	8.19		
(b)	Individuals				0.00	0.00		
I	i. Individual shareholders holding nominal share capital in excess of Rs 1 lakh	66	2791510	2839370	19.21	19.21		
II	ii. Individual shareholders holding nominal share capital upto Rs. 1 lakh.	12556	3753438	3089756	25.83	25.83		
(c)	Any Other (specify)				0.00	0.00		
(c-i)	Trust	1	1010	1010	0.01	0.01		
(c-ii)	NRIs	196	165996	164289	1.14	1.14		






# ION EXCHANGE

Refreshing the Planet

		13093	7901641	7271602	54.37	54.37		
	<b>Sub-Total (B)(2)</b>							
(B)	<b>Total Public Shareholding (B)= (B)(1)+(B)(2)</b>	13112	8073432	7438065	55.56	55.56		
	<b>TOTAL (A)+(B)</b>	13235	14532159	11112285	100.00	100.00		
(C)	<b>Shares held by Custodians and against</b>							
1	Promoter and Promoter Group	0	0	0	0.00	0.00	0	0.00
2	Public				0.00	0.00		
	<b>Sub-Total (C)</b>	0	0	0	0.00	0	0	0
	<b>GRAND TOTAL (A)+(B)+(C)</b>	13235	14532159	11112285	100.00	100.00	0	0.00






# ION EXCHANGE

Refreshing the Planet

**(1)(b) Statement showing holding of securities (including shares, warrants, convertible securities) of persons belonging to the category "Promoter and Promoter Group"**

Sr. No.	Name of the shareholder	Details of Shares held		Encumbered shares (*)			Details of warrants		Details of convertible securities		Total shares (including underlying shares assuming full conversion of warrants and convertible securities) as
		Number of shares held	As a % of grand total (A)+(B)+(C)	No.	As a percentage	As a % of grand total (A)+(B)+(C) of sub-clause (I)(a)	Number of warrants held	As a % total number of warrants of the same class	Number of convertible securities held	As a % total number of convertible securities of the same class	
(I)	(II)	(III)	(IV)	(V)	(VI) = (V)/(III)*	(VII)	(VIII)	(IX)	(X)	(XI)	(XII)
1	RAJESH SHARMA	781218	5.38	0	0.00	0.00	0	0	0	0	5.38
2	MAHABIR PRASAD PATNI	711747	4.90	0	0.00	0.00	0	0	0	0	4.90
3	UMA RANGANATHAN	373274	2.57	0	0.00	0.00	0	0	0	0	2.57
4	DINESH SHARMA	588521	4.05	0	0.00	0.00	0	0	0	0	4.05
5	AANKUR PATNI	254668	1.75	0	0.00	0.00	0	0	0	0	1.75
6	BIMAL JAIN	414098	2.85	0	0.00	0.00	0	0	0	0	2.85
7	POONAM SHARMA	49650	0.34	0	0.00	0.00	0	0	0	0	0.34
8	ARUNA SHARMA	107895	0.74	0	0.00	0.00	0	0	0	0	0.74
9	NIRMALA PATNI	8300	0.06	0	0.00	0.00	0	0	0	0	0.06
10	ANITA JAIN	5546	0.04	0	0.00	0.00	0	0	0	0	0.04
11	PALLAVI SHARMA	2000	0.01	0	0.00	0.00	0	0	0	0	0.01
12	NIDHI PATNI	1000	0.01	0	0.00	0.00	0	0	0	0	0.01
13	ION EXCHANGE FINANCIAL PRODUCTS PVT. LTD.	50422	0.35	0	0.00	0.00	0	0	0	0	0.35
14	AQUA INVESTMENTS (INDIA) LTD	253803	1.75	0	0.00	0.00	0	0	0	0	1.75
15	WATERCARE INVESTMENTS (INDIA) LTD	184071	1.27	0	0.00	0.00	0	0	0	0	1.27
16	V G RAJADHYAKSHA A/C HMIL TRUST	9600	0.07	0	0.00	0.00	0	0	0	0	0.07
17	TRUST (IEIL)	2662914	18.32	0	0.00	0.00	0	0	0	0	18.32
<b>TOTAL</b>		<b>6458727</b>	<b>44.44</b>	<b>0</b>	<b>0.00</b>	<b>0.00</b>	<b>0</b>	<b>0</b>	<b>0</b>	<b>0</b>	<b>44.44</b>





# ION EXCHANGE

Refreshing the Planet

E

**(1)(c)(i) Statement showing holding of securities (including shares, warrants, convertible securities) of persons belonging to the category "Public" and holding more than 1% of the total number of shares**

Sr. No.	Name of the shareholder	Number of shares held	Shares as a percentage of total number of shares {i.e., Grand Total (A)+(B)+(C) indicated in Statement at para (1)(a) above}	Details of warrants		Details of convertible securities		Total shares (including underlying shares assuming full conversion of warrants and convertible securities) as a % of diluted share capital
				Number of warrants held	As a % total number of warrants of the same class	Number of convertible securities held	% w.r.t total number of convertible securities of the same class	
1	RAKESH JHUNJHUNWALA	800000	5.51	0	0	0	0	5.51
2	HAMPTON INVESTMENTS PRIVATE LIMITED	454818	3.13	0	0	0	0	3.13
3	MUKUL MAHAVIR PRASAD AGARWAL	250946	1.73	0	0	0	0	1.73
4	GENERAL INSURANCE CORPORATION OF INDIA	166230	1.14	0	0	0	0	1.14
<b>TOTAL</b>		<b>1671994</b>	<b>11.51</b>	<b>0</b>	<b>0</b>	<b>0</b>	<b>0</b>	<b>11.51</b>





# ION EXCHANGE

Refreshing the Planet

E\_2

**(I)(c)(ii) Statement showing holding of securities (including shares, warrants, convertible securities) of persons (together with PAC) belonging to the category "Public" and holding more than 5% of the total number of shares of the company**

Sr. No.	Name(s) of the shareholder(s) and the Persons Acting in Concert (PAC) with them	Number of shares	Shares as a percentage of total number of shares {i.e., Grand Total (A)+(B)+(C) indicated in Statement at para (I)(a) above}	Details of warrants		Details of convertible securities		Total shares (including underlying shares assuming full conversion of warrants and convertible securities) as a % of diluted share capital
				Number of warrants	As a % total number of warrants of the same class	Number of convertible securities held	% w.r.t total number of convertible securities of the same class	
1	RAKESH JHUNJHUNWALA	800000	5.51	0	0	0	0	5.51
<b>TOTAL</b>		<b>800000</b>	<b>5.51</b>	<b>0</b>	<b>0</b>	<b>0</b>	<b>0</b>	<b>5.51</b>

