


Introductory sub-table (I)(a)

Name of the Company: SUNDARAM-CLAYTON LIMITED			
Scrip Code, Name of the scrip, class of security: 520056, Equity Shares			
Quarter ended: 30 th September 2015			
Partly paid-up shares:-	No. of partly paid-up shares	As a % of total no. of partly paid-up shares	As a % of total no. of shares of the company
Held by promoter/promoter group	NIL	NIL	NIL
Held by public	NIL	NIL	NIL
Total	NIL	NIL	NIL
Outstanding convertible securities:-	No. of outstanding securities	As a % of total no. of outstanding convertible securities	As a % of total no. of shares of the company, assuming full conversion of the convertible securities
Held by promoter/promoter group	NIL	NIL	NIL
Held by public	NIL	NIL	NIL
Total	NIL	NIL	NIL
Warrants:-	No. of warrants	As a % of total no. of warrants	As a % of total no. of shares of the company, assuming full conversion of warrants
Held by promoter/promoter group	NIL	NIL	NIL
Held by public	NIL	NIL	NIL
Total	NIL	NIL	NIL
Total paid-up capital of the company, assuming full conversion of warrants and convertible securities	2,02,32,085 Equity shares of Rs. 5/- each		For Sundaram-Clayton Limited <i>V N Venkatanathan</i> V N Venkatanathan Executive Vice President-Finance

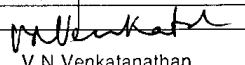
Statement Showing Shareholding Pattern

Table (I)(a)								
Category code	Category of Shareholder	Number of Shareholders	Total number of shares	Number of shares held in dematerialized form	Total shareholding as a percentage of total number of shares		Shares Pledged or otherwise encumbered	
					As a percentage of (A+B) ¹	As a percentage of (A+B+C)	Number of shares	As a percentage
(I)	(II)	(III)	(IV)	(V)	(VI)	(VII)	(VIII)	(IX)= (VIII)/(IV)*100
(A)	Shareholding of Promoter and Promoter Group²							
1	Indian							
(a)	Individuals/ Hindu Undivided Family	0	0	0	0.00	0.00	0	0.00
(b)	Central Government/ State Government(s)	0	0	0	0.00	0.00	0	0.00
(c)	Bodies Corporate	4	15174060	15174060	75.00	75.00	0	0.00
(d)	Financial Institutions/ Banks	0	0	0	0.00	0.00	0	0.00
(e)	Any Others(Specify)	0	0	0	0.00	0.00	0	0.00
	Sub Total(A)(1)	4	15174060	15174060	75.00	75.00	0	0.00
2	Foreign							
a	Individuals (Non-Residents Individuals/ Foreign Individuals)	0	0	0	0.00	0.00	0	0.00
b	Bodies Corporate	0	0	0	0.00	0.00	0	0.00
c	Institutions	0	0	0	0.00	0.00	0	0.00
d	Qualified Foreign Investor	0	0	0	0.00	0.00	0	0.00
e	Any Others(Specify)	0	0	0	0.00	0.00	0	0.00
	Sub Total(A)(2)	0	0	0	0.00	0.00	0	0.00
	Total Shareholding of Promoter and Promoter Group (A)= (A)(1)+(A)(2)	4	15174060	15174060	75.00	75.00	0	0.00
(B)	Public shareholding							
1	Institutions							
(a)	Mutual Funds/ UTI	19	2492446	2492446	12.32	12.32	0	0.00

For Sundaram-Clayton Limited



 V N Venkatanathan
 Executive Vice President-Finance

Category code	Category of Shareholder	Number of Shareholders	Total number of shares	Number of shares held in dematerialized form	Total shareholding as a percentage of total number of shares		Shares Pledged or otherwise encumbered	
					As a percentage of (A+B) ¹	As a percentage of (A+B+C)	Number of shares	As a percentage
(I)	(II)	(III)	(IV)	(V)	(VI)	(VII)	(VIII)	(IX) = (VIII)/(IV)*100
(b)	Financial Institutions / Banks	5	552445	552445	2.73	2.73	30	0.00
(c)	Central Government/ State Government(s)	0	0	0	0.00	0.00	0	0.00
(d)	Venture Capital Funds	0	0	0	0.00	0.00	0	0.00
(e)	Insurance Companies	0	0	0	0.00	0.00	0	0.00
(f)	Foreign Institutional Investors	6	9244	9244	0.05	0.05	0	0.00
(g)	Foreign Venture Capital Investors	0	0	0	0.00	0.00	0	0.00
(h)	Qualified Foreign Investor	0	0	0	0.00	0.00	0	0.00
(i)	Any Other (specify)	0	0	0	0.00	0.00	0	0.00
(i-i)	Foreign Portfolio Investors	1	27304	27304	0.13	0.13	0	0.00
	Sub-Total (B)(1)	31	3081439	3081439	15.23	15.23	30	0.00
B 2	Non-institutions							
(a)	Bodies Corporate	199	194834	192695	0.96	0.96	18792	0.09
(b)	Individuals							
I	Individuals -i. Individual shareholders holding nominal share capital up to Rs 1 lakh	15106	1507658	1301212	7.45	7.45	0	0.00
II	ii. Individual shareholders holding nominal share capital in excess of Rs. 1 lakh.	5	238670	238670	1.18	1.18	0	0.00
(c)	Foreign National (IND)	1	82	82	0.00	0.00	0	0.00
(d)	Any Other (specify)				0.00	0.00	0	0.00
(d-i)	Directors & relatives	9	6622	6622	0.03	0.03	0	0.00
(d-ii)	NRI Repatriable	101	11743	11743	0.06	0.06	0	0.00
(d-iii)	NRI Non-Repatriable	103	16977	16844	0.09	0.09	0	0.00
	Sub-Total (B)(2)	15524	1976586	1767868	9.77	9.77	18792	0.09
(B)	Total Public Shareholding (B)= (B)(1)+(B)(2)	15555	5058025	4849307	25.00	25.00	18822	0.09


V N Venkatanathan
Executive Vice President-Finance

Category code	Category of Shareholder	Number of Shareholders	Total number of shares	Number of shares held in dematerialized form	Total shareholding as a percentage of total number of shares		Shares Pledged or otherwise encumbered	
					As a percentage of (A+B) ¹	As a percentage of (A+B+C)	Number of shares	As a percentage
(I)	(II)	(III)	(IV)	(V)	(VI)	(VII)	(VIII)	(IX) = (VIII)/(IV)*100
	TOTAL (A)+(B)	15559	20232085	20023367	100.00	100.00	18822	0.09
(C)	Shares held by Custodians and against which Depository Receipts have been issued							
1	Promoter and Promoter Group	0	0	0	0.00	0.00	0	0.00
2	Public	0	0	0	0.00	0.00	0	0.00
	Sub-Total (C)	0	0	0	0.00	0	0	0.00
	GRAND TOTAL (A)+(B)+(C)	15559	20232085	20023367	100.00	100.00	18822	0.09

For Sundaram-Clayton Limited


V N Venkatanathan
Executive Vice President-Finance

(I)(b) Statement showing holding of securities (including shares, warrants, convertible securities) of persons belonging to the category "Promoter and Promoter Group"

Sr. No.	Name of the shareholder	Details of Shares held		Encumbered shares (*)		Details of warrants		Details of		Total shares (including underlying shares assuming full conversion of warrants and convertible securities) as a % of diluted share capital	
		Number of shares held	As a % of grand total (A)+(B)+(C)	No.	As a percentage	As a % of grand total (A)+(B)+(C) of sub-clause (I)(a)	Number of warrants held	As a % total number of warrants of the same class	Number of convertible securities held		As a % total number of convertible securities of the same class
(i)	(ii)	(iii)	(iv)	(v)	(vi)=(v)/(iii)*100	(vii)	(viii)	(ix)	(x)	(xi)	(xii)
1	T V Sundram Iyengar & Sons Private Limited	3807330	18.82	0	0.00	0.00	0	0.00	0	0.00	0
2	Sundaram Industries Private Limited	6062522	29.96	0	0.00	0.00	0	0.00	0	0.00	0
3	Southern Roadways Limited	3031127	14.98	0	0.00	0.00	0	0.00	0	0.00	0
4	Sundaram Finance Limited	2273081	11.24	0	0.00	0.00	0	0.00	0	0.00	0
	TOTAL	15174060	75.00	0	0.00	0.00	0	0.00	0	0.00	0

(*) The term "encumbrance" has the same meaning as assigned to it in regulation 28(3) of the SAST Regulations, 2011


For Sundaram-Clayton Limited


V N Venkatanathan
Executive Vice President-Finance

(I)(c)(i) Statement showing holding of securities (including shares, warrants, convertible securities) of persons belonging to the category "Public" and holding more than 1% of the total number of shares

Sr. No.	Name of the shareholder	Number of shares held	Shares as a percentage of total number of shares {i.e., Grand Total (A)+(B)+(C) indicated in Statement at para (I)(a) above}	Details of warrants		Details of convertible securities		Total shares (including underlying shares assuming full conversion of warrants and convertible securities) as a % of diluted share capital
				Number of warrants held	As a % total number of warrants of the same class	Number of convertible securities held	% w.r.t total number of convertible securities of the same class	
1	Birla Sun Life Trustee Company Private Limited	755967	3.74	0	0.00	0	0.00	0
2	Reliance Capital Trustee Company Limited	1012486	5.00	0	0.00	0	0.00	0
3	SBI Magnum Balanced Fund	253960	1.26	0	0.00	0	0.00	0
4	ICICI Prudential Life Insurance Company	551847	2.73	0	0.00	0	0.00	0
5	Sundaram Mutual Fund	446033	2.20	0	0.00	0	0.00	0
TOTAL		3020293	15.02	0	0.00	0	0.00	0

For Sundaram-Clayton Limited




V N Venkatanathan
Executive Vice President-Finance

(I)(c)(ii) Statement showing holding of securities (including shares, warrants, convertible securities) of persons (together with PAC) belonging to the category "Public" and holding more than 5% of the total number of shares of the company

Sr. No.	Name(s) of the shareholder(s) and the Persons Acting in Concert (PAC) with them	Number of shares	Shares as a percentage of total number of shares {i.e., Grand Total (A)+(B)+(C) indicated in Statement at para (I)(a) above}	Details of warrants		Details of convertible securities		Total shares (including underlying shares assuming full conversion of warrants and convertible securities) as a % of diluted share capital
				Number of warrants	As a % total number of warrants of the same class	Number of convertible securities held	% w.r.t total number of convertible securities of the same class	
1	Reliance Capital Trustee Company Limited	1012486	5.00	0	0.00	0	0.00	0
TOTAL		1012486	5.00	0	0.00	0	0.00	0


For Sundaram-Clayton Limited


V N Venkatanathan
Executive Vice President-Finance

(II)(b) Statement showing holding of Depository Receipts (DRs), where underlying shares held by "promoter/promoter group" are in excess of 1% of the total number of shares

Sr. No.	Name of the DR Holder	Type of outstanding DR (ADRs, GDRs, SDRs, etc.)	Number of shares underlying outstanding DRs	Shares underlying outstanding DRs as a percentage of total number of shares {i.e., Grand Total (A)+(B)+(C) indicated in Statement at para (I)(a) above}
		0	0	0.00
		0	0	0.00
TOTAL				

For Sundaram-Clayton Limited


V N Venkatanathan
Executive Vice President-Finance