

Introductory sub-table (I)(a)

Name of the Company: ABIRAMI FINANCIAL SERVICES (INDIA) LIMITED		
Scrip Code: 511756, Name of the scrip: ABIRAMI FINANCIAL SERVICES (INDIA) LIMITED, class of security: EQUITY		
Quarter ended: 30/09/2015		
Partly paid-up shares:-	No. of partly paid-up shares	As a % of total no. of shares of the company
Held by promoter/promoter group	NIL	NIL
Held by public	NIL	NIL
Total - D	NIL	NIL
AS a % of total no. of shares of the company, assuming full conversion of the convertible securities		
Outstanding convertible securities:- No. of outstanding securities		
Held by promoter/promoter group	NIL	NIL
Held by public	NIL	NIL
Total - E	NIL	NIL
As a % of total no. of shares of the company, assuming full conversion of warrants		
Warrants:-		
Held by promoter/promoter group	NIL	NIL
Held by public	NIL	NIL
Total - F	NIL	NIL
Total paid-up capital of the company, assuming full conversion of warrants and convertible securities	6000000	

For ABIRAMI FINANCIAL SERVICES (INDIA) LTD.,



Executive Director

Statement Showing Shareholding Pattern

Category code	Category of Shareholder	Number of Shareholders	Table (I)(a)				Total shareholding as a percentage of total number of shares		Shares Pledged or otherwise encumbered	
			Total number of shares	Number of shares held in dematerialized form	As a percentage of (A+B) ¹	As a percentage of (A+B+C)	Number of shares	As a percentage		
			(IV)	(V)	(VI)	(VII)	(VIII)	(IX) = (VIII)/(IV)*100		
(I)	(II)	(III)	(IV)	(V)	(VI)	(VII)	(VIII)	(IX) = (VIII)/(IV)*100		
(A)	Shareholding of Promoter and Indian									
1										
(a)	Individuals/ Hindu Undivided Family - Director									
		2	2465000	2465000	41.08	41.08	0	0.00	0.00	
(b)	Central Government/ State Government(s)	0	0	0	0.00	0.00	0	0.00	0.00	
(c)	Bodies Corporate	0	0	0	0.00	0.00	0	0.00	0.00	
(d)	Financial Institutions/ Banks	0	0	0	0.00	0.00	0	0.00	0.00	
(e)	Any Others(Specify)	0	0	0	0.00	0.00	0	0.00	0.00	
(e-i)		0	0	0	0.00	0.00	0	0.00	0.00	
(e-ii)										
		2	2465000	2465000	41.08	41.08	0	0.00	0.00	
	Sub Total(A)(1)									

For ABIRAMI FINANCIAL SERVICES (INDIA) LTD.,



Executive Director


2.	Foreign									
a	Individuals (Non-Residents Individuals/ Foreign Individuals)	0	0	0	0.00	0.00	0	0.00	0	0.00
b	Bodies Corporate	0	0	0	0.00	0.00	0	0.00	0	0.00
c	Institutions	0	0	0	0.00	0.00	0	0.00	0	0.00
d	Qualified Foreign Investor	0	0	0	0.00	0.00	0	0.00	0	0.00
e	Any Other	0	0	0	0.00	0.00	0	0.00	0	0.00
	Directors/Relative NRI	1	1080000	1080000	18.00	18.00	0	18.00	0	18.00
	Sub Total(A)(2)	1	1080000	1080000	18.00	18.00	0	18.00	0	0.00
	Total Shareholding of Promoter and	3	3545000	3545000	59.08	59.08	0	59.08	0	0.00

For ABIRAMI FINANCIAL SERVICES (INDIA) LTD.,

Executive Director

(B)	Public shareholding									
1	Institutions									
(a)	Mutual Funds/ UTI	0	0	0	0	0.00	0.00	0.00	0.00	NA
(b)	Financial Institutions / Banks	0	0	0	0	0.00	0.00	0.00	0.00	NA
(c)	Central Government/ State Government(s)	0	0	0	0	0.00	0.00	0.00	0.00	NA
(d)	Venture Capital Funds	0	0	0	0	0.00	0.00	0.00	0.00	NA
(e)	Insurance Companies	0	0	0	0	0.00	0.00	0.00	0.00	NA
(f)	Foreign Institutional Investors	0	0	0	0	0.00	0.00	0.00	0.00	NA
(g)	Foreign Venture Capital Investors	0	0	0	0	0.00	0.00	0.00	0.00	NA
(h)	Qualified Foreign Investor	0	0	0	0	0.00	0.00	0.00	0.00	NA
(i)	Any Other (specify)	0	0	0	0	0.00	0.00	0.00	0.00	NA
	Sub-Total (B)(1)	0	0	0	0	0.00	0.00	0.00	0.00	NA

For: ABIRAM FINANCIAL SERVICES (INDIA) LTD.;


Executive Director

B 2	Non-institutions								
(a)	Bodies Corporate	20	673868	610368	11.23	11.23	NA	NA	NA
(b)	Individuals								
I	Individuals -i. Individual shareholders holding nominal share capital up to Rs 1 lakh	1024	248468	128685	4.14	4.14	NA	NA	NA
II	ii. Individual shareholders holding nominal share capital in excess of Rs. 1 lakh.	14	792797	588797	13.21	13.21	NA	NA	NA
(c)	Qualified Foreign Investor	0	0	0	0.00	0.00	NA	NA	NA
(d)	Any Other (specify)								
(d-i)	CLEARING MEMBERS	1	100	100	0.00	0.00	NA	NA	NA
(d-ii)	HINDU UNDIVIDED FAMILIES	6	24608	24608	0.41	0.41	NA	NA	NA
(d-ii)	NON RESIDENT INDIANS	7	715159	715159	11.92	11.92	NA	NA	NA
		14	739867	739867	12.33	12.33	NA	NA	NA
	Sub-Total (B)(2)	1072	2455000	2067717	40.92	40.92	NA	NA	0.00
(B)	Total Public Shareholding (B)= (B)(1)+(B)(2)	1072	2455000	2067717	40.92	40.92	NA	NA	0.00
(C)	TOTAL (A)+(B)	1075	6000000	5612717	100.00	100.00	0	0	0.00
	Shares held by Custodians and against which Depository Receipts have been issued								
1	Promoter and Promoter Group	0	0	0	0.00	0.00	NA	NA	NA
2	Public	0	0	0	0.00	0.00	NA	NA	NA
	Sub-Total (C)	0	0	0	0.00	0.00	NA	NA	NA
	GRAND TOTAL (A)+(B)+(C)	1075	6000000	5612717	100.00	100.00	0	0	0.00

For ABRAMI FINANCIAL SERVICES INDIA, LTD.,


Executive Director

(D)(b) Statement showing holding of securities (including shares, warrants, convertible securities) of persons belonging to the category "Promoter and Promoter Group" - 30/09/2015

Sr. No.	Name of the shareholder	Details of Shares held		Encumbered shares (*)		Details of warrants		Details of convertible securities		Total shares (including underlying shares assuming full conversion of warrants and convertible securities) as a % of diluted share capital
		Number of shares held	As a % of grand total (A) + (B) + (C)	No.	As a percentage (V) = (D)/(III)*100	As a % of grand total (A)+(B)+(C) of sub-clause (I)(a)	Number of warrants held	As a % total number of warrants of the same class	Number of convertible securities held	
		(III)	(IV)	(V)	(VI)	(VII)	(VIII)	(IX)	(X)	(XI)
1	Mr. K.V. AIYAPPAN	2065000	34.42	0	0.00	0.00	0	0.00	0	0.00
2	Mr. K.V. AIYAPPAN	400000	6.67	0	0.00	0.00	0	0.00	0	0.00
3	Ms. SATI TECKCHAND VASWANI	1080000	18.00	0	0.00	0.00	0	0.00	0	0.00
	TOTAL	3545000	59.08	0	0.00	0.00	0	0.00	0	0.00

For ABIRAMI FINANCIAL SERVICES (INDIA) LTD.,


Executive Director

(I)(c)(i) Statement showing holding of securities (including shares, warrants, convertible securities) of persons belonging to the category "Public" and holding more than 1% of the total number of shares - 30/09/2015

Sr. No.	Name of the shareholder	Number of shares held	Shares as a percentage of total number of shares (i.e., Grand Total (A)+(B)+(C) indicated in Statement at para (D)(a) above)	Details of warrants		Details of convertible securities		Total shares (including underlying shares assuming full conversion of warrants and convertible securities) as a % of diluted share capital
				Number of warrants held	As a % total number of warrants of the same class	Number of convertible securities held	% w.r.t total number of convertible securities of the same class	
1	Mr. BANWARILAL SINGHANIA	140400	2.34	0	0.00	0	0.00	2.34
2	Mr. PRAMOD H V	182250	3.04	0	0.00	0	0.00	3.04
3	Mrs. K. PADMA	158300	2.64	0	0.00	0	0.00	2.64
4	Mr. MOHANDAS J BHOJWANI	100000	1.67	0	0.00	0	0.00	1.67
5	Mr. P. GURUNATHAN	194000	3.23	0	0.00	0	0.00	3.23
6	Mr. HUSSAINI AKHTAR KAGALWALA	96000	1.60	0	0.00	0	0.00	1.60
7	Mr. SURESH HARKISHIN MIRCHANDANI	225000	3.75	0	0.00	0	0.00	3.75
8	M/s. TIRUVENGADAM INVESTMENTS PRIVATE LIMITED	217000	3.62	0	0.00	0	0.00	3.62
9	M/s. LAKSHMANA ASSOCIATES PRIVATE LIMITED	267100	4.45	0	0.00	0	0.00	4.45
10	M/s. JAYAHARI ENTERPRISES PRIVATE LIMITED	122707	2.05	0	0.00	0	0.00	2.05
11	Mr. P. MANIKANDAN	100000	1.67	0	0.00	0	0.00	1.67
12	Mr. BHASKAR GOPALAN	100000	1.67	0	0.00	0	0.00	1.67
	TOTAL	1902757	31.71	0	0.00	0	0.00	31.71

For ABIRAMI FINANCIAL SERVICES (INDIA) LTD.,


Executive Director

(I)(c)(ii) Statement showing holding of securities (including shares, warrants, convertible securities) of persons (together with PAC) belonging to the category "Public" and holding more than 5% of the total number of shares

of the company - 30/09/2015: NIL

Sr. No.	Name(s) of the shareholder(s) and the Persons Acting in Concert (PAC) with them	Number of shares	Shares as a percentage of total number of shares {i.e., Grand Total (A)+(B)+(C) indicated in Statement at para (I)(a) above}	Details of warrants		Details of convertible securities		Total shares (including underlying shares assuming full conversion of warrants and convertible securities) as a % of diluted share capital
				Number of warrants	As a % total number of warrants of the same class	Number of convertible securities held	% w.r.t total number of convertible securities of the same class	
	NIL							

For ABIRAMI FINANCIAL SERVICES (INDIA) LTD.


Executive Director

(D)(d) Statement showing details of locked-in shares - 30/09/2015

Sr. No.	Name of the shareholder	Category of shareholders (Promoters / Public)	Number of locked-in shares	Locked-in shares as a percentage of total number of shares (i.e., Grand Total (A)+(B)+(C) indicated in Statement at para (D)(e) above)
	NIL			


For ABRAMI FINANCIAL SERVICES (INDIA) LTD.,


(Executive Director)

(1D)(a) Statement showing details of Depository Receipts (DRs) - 30/09/2015

Sr. No.	Type of outstanding DR (ADRs, GDRs, SDRs, etc.)	Number of outstanding DRs	Number of shares underlying outstanding DRs	Shares underlying outstanding DRs as a percentage of total number of shares {i.e., Grand Total (A)+(B)+(C) indicated in Statement at para (D)(a) above}
			NIL	
TOTAL				0.00


For ABIRAMI FINANCIAL SERVICES (INDIA) LTD.,


Executive Director

(II)(b) Statement showing holding of Depository Receipts (DRs), where underlying shares held by "promoter/promoter group" are in excess of 1% of the total number of shares - 30/09/2015

Sr. No.	Name of the DR Holder	Type of outstanding DR (ADRs, GDRs, SDRs, etc.)	Number of shares underlying outstanding DRs	Shares underlying outstanding DRs as a percentage of total number of shares (i.e., Grand Total (A)+(B)+(C) indicated in Statement at para (I)(a) above}
NIL				

For ABIRAMI FINANCIAL SERVICES (INDIA) LTD.,


Executive Director

(III)(a) Statement showing the voting pattern of share holders, if more than one class of shares/securities is issued by the issuer - As on 30/09/2015; - NOT APPLICABLE.

For ABRAMI FINANCIAL SERVICES (INDIA) LTD.,



Executive Director