


(1)(a) STATEMENT SHOWING SHAREHOLDING PATTERN IN CLAUSE-35


NAME OF THE COMPANY: DEN NETWORKS LIMITED		Name of the Scrip: DEN
SCRIP CODE:	533137	
Class of Security:	EQUITY	
QUARTER ENDED:	30/09/2015	
Partly paid-up shares	No. of partly paid-up shares	As a % of total no. of partly paid-up shares
Held by promoter/promoter group	0	0
Held by Public	0	0
Total:	0	0
Outstanding convertible securities:	No. of outstanding securities	As a % of total no. of shares of the Company assuming full conversion of the convertible securities
Held by promoter/promoter group	0	0
Held by Public	0	0
Total:	0	0
Warrants:	No. of warrants	As a % of total no. of shares of the Company, assuming full conversion of warrants
Held by promoter/promoter group	0	0
Held by Public	0	0
Total:	0	0
Total paid-up capital of the Company, assuming full conversion of warrants and convertible securities	178199806	100.00



CATEGORY CODE	CATEGORY OF SHAREHOLDER	NO OF SHAREHOLDERS	TOTAL NUMBER OF SHARES	NO OF SHARES HELD IN DEMATERIALIZED FORM	TOTAL SHAREHOLDING AS A % OF TOTAL NO OF SHARES			SHARES PLEDGE OR OTHERWISE ENCUMBERED	
					AS a PERCENTAGE of (A+B)	As a PERCENTAGE of (A+B+C)	NUMBE R OF SHARES	AS a PERCENTAGE	
(I)	(II)	(III)	(IV)	(V)	(VI)	(VII)	(VIII)	(IX)=(VIII)/(IV)*100	
(A)	PROMOTER AND PROMOTER GROUP								
(1)	INDIAN								
(a)	Individual/HUF	3	50807950	50807950	28.51	28.51	0	0.00	
(b)	Central Government/State Government(s)	0	0	0	0.00	0.00	0	0.00	
(c)	Bodies Corporate	3	20552470	20552470	11.53	11.53	0	0.00	
(d)	Financial Institutions / Banks	0	0	0	0.00	0.00	0	0.00	
(e)	Others	0	0	0	0.00	0.00	0	0.00	
	Sub-Total A(1) :	6	71360420	71360420	40.05	40.05	0	0.00	
(2)	FOREIGN								
(a)	Individuals (NRIs/Foreign Individuals)	0	0	0	0.00	0.00	0	0.00	
(b)	Bodies Corporate	0	0	0	0.00	0.00	0	0.00	
(c)	Institutions	0	0	0	0.00	0.00	0	0.00	
(d)	Qualified Foreign Investor	0	0	0	0.00	0.00	0	0.00	
(e)	Others	0	0	0	0.00	0.00	0	0.00	
	Sub-Total A(2) :	0	0	0	0.00	0.00	0	0.00	
	Total A=A(1)+A(2)	6	71360420	71360420	40.05	40.05	0	0.00	
(B)	PUBLIC SHAREHOLDING								
(1)	INSTITUTIONS								
(a)	Mutual Funds /UTI	2	21159	21159	0.01	0.01	0	0.00	
(b)	Financial Institutions /Banks	2	1886022	1886022	1.06	1.06	0	0.00	
(c)	Central Government / State Government(s)	0	0	0	0.00	0.00	0	0.00	
(d)	Venture Capital Funds	0	0	0	0.00	0.00	0	0.00	




CATEGORY CODE	CATEGORY OF SHAREHOLDER	NO OF SHAREHOLDERS	TOTAL NUMBER OF SHARES (IV)	NO OF SHARES HELD IN DEMATERIALIZED FORM (V)	TOTAL SHAREHOLDING AS A % OF TOTAL NO OF SHARES		SHARES PLEDGE OR OTHERWISE ENCUMBERED	
					AS a PERCENTAGE of (A+B) (VI)	As a PERCENTAGE of (A+B+C) (VII)		
(I)	(II)	(III)	(IV)	(V)	(VI)	(VII)	(VIII)	(IX)-(VIII)/(IV)*100
(e)	Insurance Companies	0	0	0	0.00	0.00		
(f)	Foreign Institutional Investors	71	40619947	40619947	22.79	22.79		
(g)	Foreign Venture Capital Investors	0	0	0	0.00	0.00		
(h)	Qualified Foreign Investor	0	0	0	0.00	0.00		
(i)	Others	0	0	0	0.00	0.00		
	Sub-Total B(1) :	75	42527128	42527128	23.86	23.86		
(2)	NON-INSTITUTIONS							
(a)	Bodies Corporate	331	13924359	13924359	7.81	7.81		
(b)	Individuals							
	(i) Individuals holding nominal share capital upto Rs.1 lakh	7249	1451740	1377316	0.81	0.81		
	(ii) Individuals holding nominal share capital in excess of Rs.1 lakh	56	7846533	7708743	4.40	4.40		
(c)	Others							
	FOREIGN BODIES	5	40848110	40848110	22.92	22.92		
	CLEARING MEMBERS	37	21009	21009	0.01	0.01		
	NON RESIDENT INDIANS	92	59807	59807	0.03	0.03		
	TRUSTS	1	160700	160700	0.09	0.09		
(d)	Qualified Foreign Investor	0	0	0	0.00	0.00		
	Sub-Total B(2) :	7771	64312258	64100044	36.09	36.09		
	Total B=B(1)+B(2) :	7846	106839386	106627172	59.95	59.95		



CATEGORY CODE	CATEGORY OF SHAREHOLDER	NO OF SHAREHOLDERS	TOTAL NUMBER OF SHARES	NO OF SHARES HELD IN DEMATERIALIZED FORM	TOTAL SHAREHOLDING AS A % OF TOTAL NO OF SHARES		SHARES PLEDGE OR OTHERWISE ENCUMBERED	
					AS a PERCENTAGE of (A+B)	AS a PERCENTAGE of (A+B+C)	NUMBER OF SHARES	AS a PERCENTAGE
(I)	(II)	(III)	(IV)	(V)	(VI)	(VII)	(VIII)	(IX)=(VIII)/(IV)*100
	Total (A+B) :	7852	178199806	177987592	100.00	100.00		
(C)	Shares held by custodians, against which Depository Receipts have been issued							
(1)	Promoter and Promoter Group							
(2)	Public	0	0	0	0.00	0.00		
	GRAND TOTAL (A+B+C) :	7852	178199806	177987592	100.00	100.00	0	0.00




(I)(b) Sr.No	Statement showing holding of securities (including shares, warrants, convertible securities) of persons belonging to the category "Promoter and Promoter Group"									
	Details of Shares held			Encumbered shares (*)			Details of Warrants		Details of convertible securities	
Name of the Shareholder	No. of Shares held	As a % of grand total (A)+(B)+C	Pledge Shares	AS a percentage (VD)=(V)/(I)*100	AS a % of grand total (A) + (B) + (C) of sub-clause (D)(a)	Number of warrants held	As a % total number of warrants of the same class	Number of convertible securities held	As a % total number of convertible securities of the same class	
(I)	(II)	(IV)	(V)	(VI)=(V)/(I)*100	(VII)	(VIII)	(IX)	(X)	(XI)	(XII)
1	SAMEER MANCHANDA	46654550	26.18	0	0.00	0	0.00	0	0.00	26.18
2	LUCID SYSTEMS PRIVATE LIMITED	16000000	8.98	0	0.00	0	0.00	0	0.00	8.98
3	VERVE ENGINEERING PRIVATE LIMITED	4529670	2.54	0	0.00	0	0.00	0	0.00	2.54
4	KAVITA MANCHANDA	3757500	2.11	0	0.00	0	0.00	0	0.00	2.11
5	SANJEEV MANCHANDA	395900	0.22	0	0.00	0	0.00	0	0.00	0.22
6	ACCESS EQUITY PVT LTD	22800	0.01	0	0.00	0	0.00	0	0.00	0.01
TOTAL :		71360420	40.05	0	0.00	0	0.00	0	0.00	40.05



(D)(c)(i) Statement showing holding of securities (including shares, warrants, convertible securities) of persons belonging to the category "Public" and holding more than 1% of the total number of shares

Sl.No.	Name of the shareholder	Number of shares held	Shares as a percentage of total number of shares {i.e., Grant total (A)+(B)+(C) indicated in Statement at para (D)(a) above}	Details of warrants		Details of convertible securities		Total shares (including underlying shares assuming full conversion of warrants and convertible securities) as a % of diluted share capital)
				Number of warrants held	As a % total number of warrants of the same class	Number of convertible securities held	% w.r.t total number of convertible securities of the same class	
1	BROAD STREET INVESTMENTS (SINGAPORE) PTE. LTD	28826713	16.18	0	0.00	0	0.00	16.18
2	STANDARD CHARTERED IL AND FS ASIA INFRASTRUCTURE G	5840009	3.28	0	0.00	0	0.00	3.28
3	ACACIA PARTNERS, LP	4420000	2.48	0	0.00	0	0.00	2.48
4	BARON EMERGING MARKETS FUND	3752679	2.11	0	0.00	0	0.00	2.11
5	THE SPRUCE HOUSE PARTNERSHIP LP	3710451	2.08	0	0.00	0	0.00	2.08
6	ACACIA INSTITUTIONAL PARTNERS, LP	3640000	2.04	0	0.00	0	0.00	2.04
7	EMERGING INDIA FOCUS FUNDS	3534223	1.98	0	0.00	0	0.00	1.98
8	ROUTE ONE FUND I, L.P.	3115499	1.75	0	0.00	0	0.00	1.75
9	ROUTE ONE OFFSHORE MASTER FUND L.P.	3059277	1.72	0	0.00	0	0.00	1.72
10	MBD BRIDGE STREET 2013 INVESTMENTS (SINGAPORE) PTE	2882671	1.62	0	0.00	0	0.00	1.62



11	TARA INDIA HOLDINGS A LTD	2748253	1.54	0	0.00	0	0.00	0.00	1.54
12	ACACIA CONSERVATION FUND LP	2540300	1.43	0	0.00	0	0.00	0.00	1.43
13	IL AND FS TRUST COMPANY LIMITED	2326051	1.31	0	0.00	0	0.00	0.00	1.31
14	ACACIA BANYAN PARTNERS	2080000	1.17	0	0.00	0	0.00	0.00	1.17
15	ACCOLADE HOLDINGS PRIVATE LIMITED	1890000	1.06	0	0.00	0	0.00	0.00	1.06
16	LIFE INSURANCE CORPORATION OF INDIA	1885299	1.06	0	0.00	0	0.00	0.00	1.06
	TOTAL :	76251425	42.79	0	0.00	0	0.00	0.00	42.79




Statement showing holding of securities (including shares, warrants, convertible securities) of persons (together with PAC) belonging to the category "Public" and holding more than 5% of the total number of shares of the company							
(D)(c)(ii)	Name(s) of the shareholder(s) and the Persons Acting in Concert (PAC) with them	Number of shares held	Shares as a percentage of total number of shares {i.e., Grant total (A)+(B)+(C) indicated in Statement at para (D)(a) above}	Details of warrants		Total shares (including underlying shares assuming full conversion of warrants and convertible securities) as a % of diluted share capital)	
Sr.No.				Number of warrants held	As a % total number of warrants of the same class	Details of convertible securities	
						Number of convertible securities held	
						% w.r.t total convertible securities of the same class	
1	BROAD STREET INVESTMENTS (SINGAPORE)PTE. LTD	28826713	16.18	0	0.00	0	16.18
	TOTAL :	28826713	16.18	0	0.00	0	16.18



7

STATEMENT SHOWING DETAILS OF LOCKED-IN SHARES"

(1)(d)	STATEMENT SHOWING DETAILS OF LOCKED-IN SHARES"			Promoter/Promoter Group/Public
Sr.No.	Name of the shareholder	Number of locked-in shares	Locked-in shares as a (%) percentage of total number of shares (i.e., Grand Total (A)+(B)+(C) Indicated in Statement at para (1)(a) above)	
TOTAL :		0	0	0



STATEMENT SHOWING DETAILS OF DEPOSITORY RECEIPTS (DRS)

(II)(a)			
Sr.No.	Type of outstanding DR (ADRs, GDRs, SDRs, etc.)	Number of outstanding DRs	Number of shares underlying outstanding DRs
		0	0
TOTAL :		0	0

Shares underlying outstanding DRs as a percentage of total number of shares {i.e., Grand Total (A)+(B)+(C) indicated in Statement at Para(I)(a) above}



(II)(b) Statement showing Holding of Depository Receipts (DRs), where underlying shares held by "Promoter/Promoter group" are in excess of 1% of the total number shares.

Sr.No.	Name of the DR Holder	Type of outstanding DR (ADRs, GDRs, SDRs, etc.)	Number of shares underlying outstanding DRs	Shares underlying outstanding DRs as a percentage of total number of shares, i.e., Grand Total (A)+(B)+(C) indicated in Statement at para(I)(a) above}
TOTAL :				0

