


M M RUBBER COMPANY LIMITED
AUDITED FINANCIAL RESULTS FOR THE PERIOD
ENDED 31ST MARCH 2015
CIN: L25190KA1964PLC052092

Rupees in Lakhs							
Sl. No.	PARTICULARS	Three months ended 31-03-2015 (Audited)	Previous 3 months ended 31-12-2014 (unaudited)	Corresponding 3 months ended in the previous year 31-03-2014 (Audited)	Year to date Figures for the current period ended 31-03-2015 (Audited)	Year to date Figures for the previous year ended 31-03-2014 (Audited)	Previous Accounting year ended 31-03-2014 (Audited)
PART 1		[Rupees in Lakhs]					
1	INCOME FROM OPERATION						
	a) Net Sales/ Income from Operations	439.22	436.05	427.89	1779.42	1,787.39	1,787.39
	b) Other operating income						
	Total income from operation(net)	439.22	436.05	427.89	1779.42	1,787.39	1,787.39
2	Expenses						
	a) Cost of Materials Consumed	223.14	147.99	190.43	794.74	808.93	808.93
	b) Purchase of Stock -in-Trade						
	c) Changes in inventories of finished goods, Work in progress & Stock in Trade	-27.39	15.50	-13.04	-11.84	30.33	30.33
	d) Employees benefits expenses	74.53	67.00	90.41	277.23	282.41	282.41
	e) Depreciation & amortisation expense	-3.06	4.00	3.95	7.94	12.95	12.95
	f) Other expenses (any item exceeding 10% of the total expenses relating to continuing operations to be shown separately)	138.82	166.91	145.62	630.98	682.03	682.03
	Total Expenses	406.04	401.40	417.37	1,699.05	1,816.65	1,816.65
3	Profit/(loss) from Operations before other Income ,Finance costs and exceptional items(1-2)	33.18	34.65	10.52	80.37	(29.26)	(29.26)
4	Other Income	2.40	2.36	3.02	10.72	5.22	5.22
5	Profit/(Loss) from Ordinary activities before finance costs & exceptional items (3+/-4)	35.58	37.01	13.54	91.09	(24.04)	(24.04)
6	Finance Costs	17.74	20.01	19.04	67.21	61.44	61.44
7	Profit/(Loss) from ordinary activities after Finance-costs but before exceptional items (5+/-6)	17.84	17.00	(5.50)	23.88	(85.48)	(85.48)
8	Exceptional Items						
9	Net Profit/(Loss) from ordinary activities before Tax(7+8)	17.84	17.00	(5.50)	23.88	(85.48)	(85.48)
10	Tax expense						
11	Net Profit (+)/Loss(-) from ordinary activities after tax (9-10)	17.84	17.00	(5.50)	23.88	(85.48)	(85.48)
12	Extraordinary items (net of tax expense Rs.....)						
13	Net Profit(+)/Loss(-)for the period (11-12)	17.84	17.00	(5.50)	23.88	(85.48)	(85.48)
14	Share of profit/(Loss) of associates*						
15	Minority Interest*						
16	Net Profit/(Loss) after taxes, minority interest and Share of profit/(Loss) of associates(13+14+15)*						
17	Paid-up Equity Share capital (FV Rs 2/-)	99.61	99.61	99.61	99.61	99.61	99.61
18	Reserves Excluding revaluation Reserves as per balance sheet of previous accounting year						
19 I	Earnings per share (before extraordinary items) of Rs.2/- each (not annualised)						
	a) Basic				0.48	-1.72	-1.72
	b) Diluted				0.48	-1.71	-1.71
19 II	Earnings per share (after extraordinary items) of Rs.2/- each (not annualised)						
	a) Basic				0.48	-1.72	-1.72
	b) Diluted				0.48	-1.71	-1.71

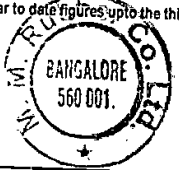
contd....



PART II							
A	Particulars of Share holding						
1	Public share holding						
	Number of shares						
	percentage of share holding			4492661	4492661	4492661	
2	Promoters and promoter group share holding**						
	a) Pledged/Encumbered			90.20%	90.20%	90.20%	
	Number of shares			NIL	NIL	NIL	
	Percentage of share holding (as a % of the total share holding of promoter and promoter group)			NIL	NIL	NIL	
	percentage of shares (as a % of the total share capital of the company)			NIL	NIL	NIL	
	b) Non-encumbered			NIL	NIL	NIL	
	Number of shares						
	percentage of shares (as a % of the total share holding of the Promoter and Promoter Group)			487904	487904	487904	
	Percentage of shares (as a % of the total share capital of the company)			9.80%	9.80%	9.80%	
				9.80%	9.80%	9.80%	
B	INVESTOR COMPLAINTS						
	Pending at the beginning of the quarter	NIL	NIL	NIL	NIL	NIL	NIL
	Received during the quarter	1	2	NIL	4	5	5
	Disposed during the quarter	1	2	NIL	4	5	5
	Remaining unresolved at the end of the quarter	NIL	NIL	NIL	NIL	NIL	NIL

NOTE:

- 1) The above Audited financial results were taken on record and approved by the Board of Directors at their meeting held on 29-05-2015
- 2) The figures of the last quarter are the balancing figures between audited figures in respect of the full financial year and the published year to date figures upto the third quarter of the current financial year.




PLACE: BANGALORE
DATE: 29-05-2015

BY ORDER OF THE BOARD
[Signature]
ROYMAMMEN
MANAGING DIRECTOR

M M RUBBER COMPANY LIMITEDANNEXURE -1X OF CLAUSE 41 SHALL BE SUBSTITUTED WITH THE FOLLOWING
CLAUSE 41 OF THE LISTING AGREEMENT FOR COMPANIES (OTHER THAN BANKS)

Standalone/consolidated statement of Assets and liabilities Partuculars	As at current half year end/year end 31-03-2015 Rs.	As at the Previous year end 31-03-2014 Rs.
	Audited	Audited
A EQUITY AND LIABILITIES		
1 Share holders' funds		
a)Share Capital	9,961,130	9,961,130
b)Reserves and Surplus	(6,393,395)	(8,206,348)
c)Money received against share Warrants		
Sub -total -Share holders' funds	3,567,735	1,754,782
2 Share application money pending allotment		
3 Minority Interest*		
4 Non Current Liabilities		
a)Long term borrowings	412,928	597,066
b)Deferred tax Liabilities		
c)other long term Liabilities	3,158,547	3,458,547
d)Long term provisions	380,000	380,000
sub total Non current liabilities	3,951,475	4,435,613
5 Current Liabilities		
a)Short term borrowings	45,390,944	45,558,004
b)Trade payables	18,559,337	23,129,267
c)Other Current liabilities	14,010,709	10,158,262
d)Short term Provisions	-	-
sub total current liabilities	77,960,990	78,845,533
TOTAL-EQUITY AND LIABILITIES	85,480,200	85,035,928
B ASSETS		
1 Non Current Assets		
a)Fixed Assets	6,536,704	5,127,523
b)Goodwill on Consideration*	-	-
c)Non Current Investments	8,567	8,567
d)deferred tax Assets(net)		
e)Long term loans and advances	4,192,416	5,875,680
f)Other non current assets	1,057,000	1,057,000
Sub-total -Non current Assets	11,794,687	12,068,770
2 Current Assets		
a)Current Investments		
b)Inventories	43,246,595	42,061,949
c)Trade receivables	14,079,197	17,981,277
d)Cash And Cash Equivalents	4,510,138	4,760,398
e)Short term loans and advances	391,707	397,106
f)Other current Assets	11,457,876	7,766,428
Sub-total - current Assets	73,685,513	72,967,158
TOTAL -ASSETS	85,480,200	85,035,928

For M.M. RUBBER CO. LTD.


 Managing Director
