



MSP STEEL & POWER LIMITED

(An ISO 9001 : 2008, 14001 : 2004 OHSAS 18001 : 2007 Certified Company)

Corporate Office : 16/S, Block - A, New Alipore, Kolkata - 700 053, Ph. : +91-33-4005 7777, 4014 5678

Fax : +91-33-4005 7799, 2398 2239, Email : contactus@mspsteel.com, Web : www.mspsteel.com

CIN No. : L27109WB1968PLC027399

Date: 17th October, 2015

To,
The Manager,
BSE Limited
Phirozee Jeejeebhoy Towers
Dalal Street
Mumbai- 400 001

Dear Sir,


Sub: Revised Shareholding Pattern for the quarter ended 30th September, 2015

In reference to our letter dated 9th October, 2015 bearing reference no. MSPL/SE/2015-16 we would like to inform you that the pledge data as disclosed in the share holding pattern for the quarter ended 30th September, 2015 represents the confirmed and unconfirmed pledge (i.e 63063500 shares include 45214500 confirmed pledge & 17849000 unconfirmed pledge). These unconfirmed pledged shares were inadvertently written as pledged shares in the shareholding pattern as provided by the Registrar & Transfer Agents. Further on re-verifying the data the RTA corrected the same and provided the rectified shareholding pattern , which are attached herewith for your record and reference.

We regret the inconvenience caused and request you to update in your records revised shareholding pattern as attached herewith.

Thanking You,

Yours Sincerely,
For MSP STEEL & POWER LTD.


RUCHI GARG
COMPANY SECRETARY

Encl. As above

Regd. Office :

1, Crooked Lane, Kolkata - 700 069, Ph. : +91-33-2248 3795, Fax : +91-33-2248 1720

Works :

Village & P.O. : Jamgaon, Dist. : Raigarh, Pin - 496 001, Chattisgarh

Ph. : 07762-264449/51/52/53, Fax : 07762-264450


MSP Gold

THERMEX[®]TMT BARS
STRUCTURAL STEEL

BUILDING THE NATION


(1)(a) STATEMENT SHOWING SHAREHOLDING PATTERN IN CLAUSE-35			
NAME OF THE COMPANY: MSP STEEL & POWER LIMITED			
SCRIP CODE:	532650	Name of the Scrip: MSP STEEL & POWER LIMITED	
Class of Security:			
QUARTER ENDED:	30/09/2015		
Partly paid-up shares	No. of partly paid-up shares	As a % of total no. of partly paid-up shares	As a % of total no. of shares of the Company.
Held by promoter/promoter group	0	0	0
Held by Public	0	0	0
Total:	0	0	0
Outstanding convertible securities:	No. of outstanding securities	As a % of total no. of outstanding convertible securities.	As a % of total no. of shares of the Company assuming full conversion of the convertible securities
Held by promoter/promoter group	0	0	0
Held by Public	0	0	0
Total:	0	0	0
Warrants:	No. of warrants	As a % of total no. of warrants	As a % of total no. of shares of the Company, assuming full conversion of warrants
Held by promoter/promoter group	0	0	0
Held by Public	0	0	0
Total:	0	0	0
Total paid-up capital of the Company, assuming full conversion of warrants and convertible securities	88100000	0	100.00

For MSP Steel & Power Limited


Company Secretary

CATEGORY CODE	CATEGORY OF SHAREHOLDER	NO OF SHAREHOLDERS	TOTAL NUMBER OF SHARES	NO OF SHARES HELD IN DEMATERIALIZED FORM	TOTAL SHAREHOLDING AS A % OF TOTAL NO OF SHARES		SHARES PLEDGE OR OTHERWISE ENCUMBERED	
					AS a PERCENTAGE of (A+B)	As a PERCENTAGE of (A+B+C)	NUMBER OF SHARES	AS a PERCENTAGE (IX)=(VIII)/(IV)*100
(I)	(II)	(III)	(IV)	(V)	(VI)	(VII)	(VIII)	(IX)
(A)	PROMOTER AND PROMOTER GROUP							
(1)	INDIAN							
(a)	Individual /HUF	11	2303240	2303240	2.61	2.61	2023240	87.84
(b)	Central Government/State Government(s)	0	0	0	0.00	0.00	0	0.00
(c)	Bodies Corporate	15	61040260	61040260	69.29	69.29	43191260	70.76
(d)	Financial Institutions / Banks	0	0	0	0.00	0.00	0	0.00
(e)	Others	0	0	0	0.00	0.00	0	0.00
	Sub-Total A(1) :	26	63343500	63343500	71.90	71.90	45214500	71.38
(2)	FOREIGN							
(a)	Individuals (NRIs/Foreign Individuals)	0	0	0	0.00	0.00	0	0.00
(b)	Bodies Corporate	0	0	0	0.00	0.00	0	0.00
(c)	Institutions	0	0	0	0.00	0.00	0	0.00
(d)	Qualified Foreign Investor	0	0	0	0.00	0.00	0	0.00
(e)	Others	0	0	0	0.00	0.00	0	0.00
	Sub-Total A(2) :	0	0	0	0.00	0.00	0	0.00
	Total A=A(1)+A(2)	26	63343500	63343500	71.90	71.90	45214500	71.38
(B)	PUBLIC SHAREHOLDING							
(1)	INSTITUTIONS							
(a)	Mutual Funds /UTI	0	0	0	0.00	0.00		
(b)	Financial Institutions /Banks	1	254990	254990	0.29	0.29		
(c)	Central Government / State Government(s)	0	0	0	0.00	0.00		
(d)	Venture Capital Funds	0	0	0	0.00	0.00		
(e)	Insurance Companies	0	0	0	0.00	0.00		
(f)	Foreign Institutional Investors	0	0	0	0.00	0.00		
(g)	Foreign Venture Capital Investors	0	0	0	0.00	0.00		
(h)	Qualified Foreign Investor	0	0	0	0.00	0.00		
(i)	Others	0	0	0	0.00	0.00		
	Sub-Total B(1) :	1	254990	254990	0.29	0.29		
(2)	NON-INSTITUTIONS							
(a)	Bodies Corporate	278	16839487	16839487	19.11	19.11		
(b)	Individuals							
	(i) Individuals holding nominal share capital upto Rs.1 lakh	10445	4817509	4805704	5.47	5.47		
	(ii) Individuals holding nominal share capital in excess of Rs.1 lakh	86	2616033	2564633	2.97	2.97		
(c)	Others							
	Sub-Total B(2) :	10927	24501510	24438305	27.81	27.81		
	Total B=B(1)+B(2) :	10928	24756500	24693295	28.10	28.10		
	Total (A+B) :	10954	88100000	88036795	100.00	100.00		
(C)	Shares held by custodians, against which Depository Receipts have been issued							
(1)	Promoter and Promoter Group							
(2)	Public	0	0	0	0.00	0.00		
	GRAND TOTAL (A+B+C) :	10954	88100000	88036795	100.00	0.00	45214500	51.32

For MSP Steel & Power Limited


Company Secretary


(I)(b) Statement showing holding of securities (including shares, warrants, convertible securities) of persons belonging to the category "Promoter and Promoter Group"											
Sr.No	Name of the Shareholder	Details of Shares held		Encumbered shares (*)			Details of Warrants		Details of convertible securities		Total Shares (including underlying shares assuming full conversion of warrants and convertible securities) as a % of diluted share capital
		No. of Shares held (III)	As a % of grand total (A)+(B)+(C) (IV)	Pledge Shares (V)	AS a percentage (VI)=(V)/(III)*100 (VI)	AS a % of grand total (A) + (B) + (C) of sub-clause (I)(a) (VII)	Number of warrants held (VIII)	As a % total number of warrants of the same class (IX)	Number of convertible securities held (X)	As a % total number of convertible securities of the same class (XI)	
(I)	(II)	(III)	(IV)	(V)	(VI)	(VII)	(VIII)	(IX)	(X)	(XI)	(XII)
1	MSP SPONGE IRON LIMITED	24736500	28.08	24736500	100.00	28.08	0	0.00	0	0.00	28.08
2	ADHUNIK GASES LTD.	5554000	6.30	1200000	21.61	1.36	0	0.00	0	0.00	6.30
3	MSP INFOTECH PVT LTD	4430000	5.03	4430000	100.00	5.03	0	0.00	0	0.00	5.03
4	ILEX PRIVATE LIMITED	4115000	4.67	4115000	100.00	4.67	0	0.00	0	0.00	4.67
5	B S CONFIN PVT. LTD.	3530000	4.01	1250000	35.41	1.42	0	0.00	0	0.00	4.01
6	HIGH TIME HOLDINGS PVT. LTD.	3025000	3.43	0	0.00	0.00	0	0.00	0	0.00	3.43
7	MSP INFOTECH PVT. LTD.	2799760	3.18	2799760	100.00	3.18	0	0.00	0	0.00	3.18
8	EMERALD TRADELINK PVT. LTD.	2500000	2.84	0	0.00	0.00	0	0.00	0	0.00	2.84
9	RAJNATH VYAPAAR PRIVATE LIMITED	2500000	2.84	185000	7.40	0.21	0	0.00	0	0.00	2.84
10	AA ESS TRADELINKS PVT. LTD.	1900000	2.16	1900000	100.00	2.16	0	0.00	0	0.00	2.16
11	DEXO TRADING PVT. LTD.	1575000	1.79	1575000	100.00	1.79	0	0.00	0	0.00	1.79
12	K. C. TEXOFINE PVT. LTD.	1215000	1.38	0	0.00	0.00	0	0.00	0	0.00	1.38
13	SIKHAR COMMOTRADE PVT.LTD.	1160000	1.32	0	0.00	0.00	0	0.00	0	0.00	1.32
14	RAJ SECURITIES LTD.	1000000	1.14	1000000	100.00	1.14	0	0.00	0	0.00	1.14
15	LARIGO INVESTMENT PRIVATE LIMITED	1000000	1.14	0	0.00	0.00	0	0.00	0	0.00	1.14
16	KIRAN AGRAWAL	486000	0.55	486000	100.00	0.55	0	0.00	0	0.00	0.55
17	NISHA AGRAWAL	336500	0.38	336500	100.00	0.38	0	0.00	0	0.00	0.38
18	MANISH AGRAWAL	309000	0.35	309000	100.00	0.35	0	0.00	0	0.00	0.35
19	PRANAY AGRAWAL	306000	0.35	306000	100.00	0.35	0	0.00	0	0.00	0.35
20	SAKET AGRAWAL	204000	0.23	204000	100.00	0.23	0	0.00	0	0.00	0.23
21	PURAN MAL AGRAWAL	186620	0.21	186620	100.00	0.21	0	0.00	0	0.00	0.21
22	ANYA AGRAWAL	170000	0.19	0	0.00	0.00	0	0.00	0	0.00	0.19
23	SURESH KUMAR AGRAWAL	141000	0.16	141000	100.00	0.16	0	0.00	0	0.00	0.16
24	ARAV AGRAWAL	110000	0.12	0	0.00	0.00	0	0.00	0	0.00	0.12
25	PURAN MAL AGRAWAL	29000	0.03	29000	100.00	0.03	0	0.00	0	0.00	0.03
26	SURESH KUMAR AGRAWAL	25120	0.03	25120	100.00	0.03	0	0.00	0	0.00	0.03
	TOTAL :	63343500	71.90	45214500	71.38	51.32	0	0.00	0	0.00	71.90

For MSP Steel & Power Limited

Company Secretary

(l)(c)(i) Statement showing holding of securities (including shares, warrants, convertible securities) of persons belonging to the category "Public" and holding more than 1% of the total number of shares								
Sr.No.	Name of the shareholder	Number of shares held	Shares as a percentage of total number of shares {i.e., Grant total (A)+(B)+(C) indicated in Statement at para (l)(a) above}	Details of warrants		Details of convertible securities		Total shares (including underlying shares assuming full conversion of warrants and convertible securities) as a % of diluted share capital)
				Number of warrants held	As a % total number of warrants of the same class	Number of convertible securities held	% w.r.t total number of convertible securities of the same class	
1	ANUBHAV VINCOM PRIVATE LIMITED	3500000	3.97	0	0.00	0	0.00	3.97
2	PANCHWATI AGENCIES PRIVATE LIMITED	3500000	3.97	0	0.00	0	0.00	3.97
3	S. K. FINTEX PRIVATE LIMITED	1632171	1.85	0	0.00	0	0.00	1.85
4	SAMBHAV MERCANTILES PVT. LTD	1544000	1.75	0	0.00	0	0.00	1.75
5	MOHIT VYAPAAR PVT. LTD.	1488940	1.69	0	0.00	0	0.00	1.69
6	RAVI BUSINESS SERVICES PVT. LTD.	1020449	1.16	0	0.00	0	0.00	1.16
	TOTAL :	12685560	14.40	0	0.00	0	0.00	14.40

For MSP Steel & Power Limited


Company Secretary

(I)(c)(ii) Statement showing holding of securities (including shares, warrants, convertible securities) of persons (together with PAC) belonging to the category "Public" and holding more than 5% of the total								
Sr.No.	Name(s) of the shareholder(s) and the Persons Acting in Concert (PAC) with them	Number of shares held	Shares as a percentage of total number of shares {i.e., Grant total (A)+(B)+(C) indicated in Statement at para (I)(a) above}	Details of warrants		Details of convertible securities		Total shares (including underlying shares assuming full conversion of warrants and convertible securities) as a % of diluted share capital)
				Number of warrants held	As a % total number of warrants of the same class	Number of convertible securities held	% w.r.t total number of convertible securities of the same class	
	TOTAL :	0	0	0	0	0	0	0

For MSP Steel & Power Limited


Company Secretary


(I)(d) STATEMENT SHOWING DETAILS OF LOCKED-IN SHARES"				
Sr.No.	Name of the shareholder	Number of locked-in shares	Locked-in shares as a (%) percentage of total number of shares {i.e, Grand Total (A)+(B)+(C) Indicated in Statement at para (I)(a) above}	Promoter/Promoter Group/Public
1	ILEX PRIVATE LIMITED	4115000	4.67	PROMOTER/PROMOTER GROUP
2	EMERALD TRADELINK PVT. LTD.	2500000	2.84	PROMOTER/PROMOTER GROUP
3	RAJNATH VYAPAAR PRIVATE LIMITED	2315000	2.63	PROMOTER/PROMOTER GROUP
4	HIGH TIME HOLDINGS PVT. LTD.	1500000	1.70	PROMOTER/PROMOTER GROUP
	TOTAL :	10430000	11.84	

For MSP Steel & Power Limited


Company Secretary


(II)(a) STATEMENT SHOWING DETAILS OF DEPOSITORY RECEIPTS (DRS)				
Sr.No.	Type of outstanding DR (ADRs,GDRs,SDRs,etc.)	Number of outstanding DRs	Number of shares underlying outstanding DRs	Shares underlying outstanding DRs as a percentage of total number of shares {i.e., Grand Total (A)+(B)+(C) indicated in Statement at Para(I)(a) above}
	TOTAL :	0	0	0

For MSP Steel & Power Limited


Company Secretary

(II)(b) Statement showing Holding of Depository Receipts (DRs), where underlying shares held by "Promoter/Promoter group" are in excess of 1% of the total number shares.				
Sr.No.	Name of the DR Holder	Type of outstanding DR (ADRs,GDRs,SDRs, etc.)	Number of shares underlying outstanding DRs	Shares underlying outstanding DRs as a percentage of total number of shares {i.e., Grand Total (A)+(B)+(C) indicated in Statement at para(I)(a) above}
			0	0
	TOTAL :		0	0

For MSP Steel & Power Limited


Company Secretary