


Introductory sub-table (D)(a)

Name of the Company : Menon Bearings Limited
 Scrip Code, Name of the Scrip, Class of Security: 523828, MENONBE, Equity
 Quarter Ended : 30th September, 2015

Partly paid-up shares:-	No. of partly paid-up shares	As a % of total no. of partly paid-up shares	As a % of total no. of shares of the company
Held by promoter/promoters Group	0	0.00	0.00
Held by public	0	0.00	0.00
Total	0	0.00	0.00
Outstanding convertible securities:-	No. of outstanding securities	As a % of total No. of outstanding convertible securities	As a % of total no. of shares of the company, assuming full conversion of the convertible securities
Held by promoter/promoters Group	0	0.00	0.00
Held by public	0	0.00	0.00
Total	0	0.00	0.00
Warrants:-	No. of warrants	As a % of total no. of warrants	As a % of total no. of shares of the company, assuming full conversion of warrants
Held by promoter/promoters Group	0	0.00	0.00
Held by public	0	0.00	0.00
Total	0	0.00	0.00
Total paid-up capital of the company assuming full conversion of warrants and convertible securities			46700000






Category code (I)	Shareholder	Category of Shareholder (II)	Number of Shareholders (III)	Total number of shares (IV)	Number of shares held in dematerialized form (V)	Total shareholding as a percentage of total number of shares		Shares pledged or otherwise encumbered	
						As a percentage of (A+B) (VI)	As a percentage of (A+B+C) (VII)	No. of shares (VIII)	As a % (IX)=(VIII)/(IV) (IV)
(A)	Shareholding of Promoter and Promoter Group ²								
1	Indian								
(a)	Individuals/ Hindu Undivided Family		7	23527000	23527000	50.38	50.38	0	0.00
(b)	Central Government/ State Government(s)		0	0	0	0.00	0.00	0	0.00
(c)	Bodies Corporate		1	11344000	11344000	24.29	24.29	0	0.00
(d)	Financial Institutions/ Banks		0	0	0	0.00	0.00	0	0.00
(e)	Any Others(Specify)		0	0	0	0.00	0.00	0	0.00
	Promoter Trust		0	0	0	0.00	0.00	0	0.00
	Sub Total(A)(1)		8	34871000	34871000	74.67	74.67	0	0.00
2	Foreign								
a	Individuals (Non-Residents Individuals/ Foreign Individuals)		0	0	0	0.00	0.00	0	0.00
b	Bodies Corporate		0	0	0	0.00	0.00	0	0.00
c	Institutions		0	0	0	0.00	0.00	0	0.00
d	Any Others(Specify)		0	0	0	0.00	0.00	0	0.00
	Sub Total(A)(2)		0	0	0	0.00	0.00	0	0.00
	Total Shareholding of Promoter and Promoter Group (A) = (A)(1)+(A)(2)		8	34871000	34871000	74.67	74.67	0.00	0.00
(B)	Public shareholding								
1	Institutions								
(a)	Mutual Funds/ UTI		0	0	0	0.00	0.00	0.00	0.00
(b)	Financial Institutions / Banks		0	0	0	0.00	0.00	0.00	0.00
(c)	Central Government/ State Government(s)		0	0	0	0.00	0.00	0.00	0.00
(d)	Venture Capital Funds		0	0	0	0.00	0.00	0.00	0.00
(e)	Insurance Companies		0	0	0	0.00	0.00	0.00	0.00
(f)	Foreign Institutional Investors		0	0	0	0.00	0.00	0.00	0.00
(g)	Foreign Venture Capital Investors		0	0	0	0.00	0.00	0.00	0.00
(h)	Qualified Foreign Investor		0	0	0	0.00	0.00	0.00	0.00
(i)	Any Other		0	0	0	0.00	0.00	0.00	0.00
	Sub-Total (B)(1)		0	0	0	0.00	0.00	0.00	0.00

B 2	Non-institutions												
(a)	Bodies Corporate	119	424596	424596	0.91	0.91	0.00	0.00	0.00				0.00
(b)	Individuals												
I	Individuals -i. Individual shareholders holding nominal share capital up to Rs 1 lakh	6581	10847035	6416345	23.23	23.23	0.00	0.00	0.00				0.00
II	ii. Individual shareholders holding nominal share capital in excess of Rs. 1 lakh.	1	101770	101770	0.22	0.22	0.00	0.00	0.00				0.00
(c)	Any Other (specify)												
	1. Clearing Member	56	43779	43779	0.09	0.09	0.00	0.00	0.00				0.00
	2. Non Resident Indians (Repat)	56	95079	95079	0.20	0.20	0.00	0.00	0.00				0.00
	3. Non Resident Indians (Non Repat)	15	191218	191218	0.41	0.41	0.00	0.00	0.00				0.00
	4. Hindu Undivided Family	88	125523	125523	0.27	0.27	0.00	0.00	0.00				0.00
	Sub-Total (B)(2)	6916	11829000	7398310	25.33	25.33	0.00	0.00	0.00				0.00
(B)	Total Public Shareholding (B)= (B)(1)+(B)(2)	6916	11829000	7398310	25.33	25.33	0.00	0.00	0.00				0.00
	TOTAL (A)+(B)	6924	46700000	42269310	100.00	100.00	0.00	0.00	0.00				0.00
(C)	Shares held by Custodians and against which Depository Receipts have been issued												
1	Promoter & Promoter Group	0	0	0	0.00	0.00	0.00	0.00	0.00				0.00
2	Public	0	0	0	0.00	0.00	0.00	0.00	0.00				0.00
	SUB TOTAL (C) (1) + (C) (2)	0	0	0	0.00	0.00	0.00	0.00	0.00				0.00
	GRAND TOTAL (A)+(B)+(C)	6924	46700000	42269310	100.00	100.00	0.00	0.00	0.00				0.00



(I)(b) Statement showing holding of securities (including shares, warrants, convertible securities) of persons belonging to the category "Promoter and Promoter Group"

Sr. No.	Name of the shareholder	Details of Shares held		Encumbered shares (*)		Details of warrants		Details of convertible securities		Total shares (including underlying shares assuming full conversion of warrants and convertible securities) as a % of diluted share capital	
		Number of shares held	As a % of grand total (A)+(B)+(C)	No. of shares	As a percentage (VI)=(V)/(III)*100	As a % of grand total (A)+(B)+(C) of sub-clause (I)(a)	Number of warrants held	As a % total number of warrants of the same class	Number of convertible securities held		As a % total number of convertible securities of the same class
	(II)	(III)	(IV)	(V)	(VI)	(VII)	(VIII)	(IX)	(X)	(XI)	(XII)
1	NITIN R MENON	1,41,80,650	30.37	0	0.00	0.00	0	0.00	0	0.00	30.37
2	KARVER UNITED PRIVATE LIMITED	1,13,44,000	24.29	0	0.00	0.00	0	0.00	0	0.00	24.29
3	SUCHETA NITIN MENON	42,04,010	9.00	0	0.00	0.00	0	0.00	0	0.00	9.00
4	ADITYA NITIN MENON	23,76,640	5.09	0	0.00	0.00	0	0.00	0	0.00	5.09
5	ANSHUL NITIN MENON	23,75,700	5.09	0	0.00	0.00	0	0.00	0	0.00	5.09
6	SACHIN RAM MENON	2,50,000	0.54	0	0.00	0.00	0	0.00	0	0.00	0.54
7	SMITA RAMESH DIXIT	88,000	0.19	0	0.00	0.00	0	0.00	0	0.00	0.19
8	RAMESH DAITTA TREY DIXIT	52,000	0.11	0	0.00	0.00	0	0.00	0	0.00	0.11
TOTAL		3,48,71,000	74.67	0	0.00	0.00	0	0.00	0	0.00	74.67



(D)(c)(i) Statement showing holding of securities (including shares, warrants, convertible securities) of persons belonging to the category "Public" and holding more than 1% of the total number of shares

Sr. No.	Name of the shareholder	Number of shares held	Shares as a percentage of total number of shares {i.e., Grand Total (A)+(B)+(C) indicated in Statement at para	Details of warrants		Details of convertible securities		Total shares (including underlying shares assuming full conversion of warrants and convertible securities) as a % of diluted share
				Number of warrants held	As a % total number of warrants of the same class	Number of convertible securities held	% w.r.t total number of convertible securities of the same class	
1	NIL		0	0	0.00	0	0.00	0.00
TOTAL		0	0	0	0	0	0	0.00



5 of 9

(D)(c)(ii) Statement showing holding of securities (including shares, warrants, convertible securities) of persons (together with PAC) belonging to the category "Public" and holding more than 5% of the total number of shares of the company

Sr. No.	Name(s) of the shareholder(s) and the Persons Acting in Concert (PAC) with them	Number of shares	Shares as a percentage of total number of shares (i.e., Grand Total (A)+(B)+(C) indicated in Statement at para (D)(a) above}	Details of warrants		Details of convertible		Total shares (including underlying shares assuming full conversion of warrants and convertible 0.00
				Number of warrants	As a % total number of warrants of the same class	Number of convertible securities held	% w.r.t total number of convertible securities of the same class	
1	NIL	0	0.00	0	0.00	0	0.00	0.00
TOTAL		0	0.00	0	0.00	0	0.00	0.00




(D)(d) Statement showing details of locked-in shares

Sr. No.	Name of the shareholder	Number of locked-in shares	Locked-in shares as a percentage of total number of shares {i.e., Grand Total (A)+(B)+(C) indicated in Statement at para (I)(a) above}
1	NIL	NIL	NIL
TOTAL	0	0	0



(II)(a) Statement showing details of Depository Receipts (DRs)

Sr. No.	Type of outstanding DR (ADRs, GDRs, SDRs, etc.)	Number of outstanding DRs	Number of shares underlying outstanding DRs	Shares underlying outstanding DRs as a percentage of total number of shares {i.e., Grand Total (A)+(B)+(C) indicated in Statement at para (I)(a) above}
1	NIL	NIL	NIL	NIL
TOTAL	0	0	0	0.00



(II)(b) Statement showing holding of Depository Receipts (DRs), where underlying shares held by 'promoter/promoter group' are in excess of 1% of the total number of shares

Sr. No.	Name of the DR Holder	Type of outstanding DR (ADRs, GDRs, SDRs, etc.)	Number of shares underlying outstanding DRs	Shares underlying outstanding DRs as a percentage of total number of shares i.e., Grand Total (A)+(B)+(C) indicated in Statement at para (D)(a) above}
1	NIL	NIL	0	0.00
TOTAL			0	0.00

